

MEGASQUEEZE!
Compress Programs
Up to 75 Percent

COMPUTE!'s **GAZETTE**™

© 02220

FOR

USERS

COMMODORE 64/128

**3 Hot New
Sports
Games Put
You In the
Action!**

**Closeup:
GEORAM
Berkeley's
Blockbuster
New Product**



USA \$2.95 Canada \$3.50





Taking your 64 and 128 into the 1990's



CMD Hard Drives

- Four modes of operation: 1541, 1571, 1581 emulation modes for compatibility and Native mode with up to 16 Mb partitions.
- Built-in *GEOS™ and *CP/M™ compatibility.
- Standard capacities of 20, 40 and 100 Megabytes with custom capacities in excess of 200 Megabytes.
- Serial bus Interface supports Standard Serial as well as high-performance Fast Serial and JiffyDOS protocols.
- 3 1/2" SCSI technology allows for quiet, cool reliable operation in a compact case about the same size as a 1581 drive.
- Can be interfaced with Amiga, IBM - compatible and Macintosh computers, allowing you to take it with you when you upgrade.
- Built-in real time clock for time and date stamping of files.

Our goal was to design a reasonably priced drive which was easy to use, and we've done just that. We challenge you to compare our HD series to any other hard drives ever available for the 64 and 128. CMD HDD hard drives utilize the latest hardware technology and operate using the most innovative disk operating system ever made available to 64 and 128 owners. CMD engineers were inspired to create a hard drive which overcomes the problems inherent in earlier designs. As a result, the evolution of new features and a level of compatibility

previously thought of as impossible in any disk drive has become reality. Features such as the SWAP function allow you to operate software which only recognizes a specific device. The built-in SCSI controller allows expansion of your system to over 4 Gigabytes of storage, as well as allowing connection to other types of computers. So while other companies are willing to let your 64 or 128 become obsolete, CMD is taking your 64 and 128 into the '90's. CMD HD Hard Drives are available now, order yours today!

* GEOS is a Trademark of Berkeley Software • CP/M is a Trademark of Digital Research

HD-20 \$599.95 • HD-40 \$799.95 • HD-100 \$1299.95

- **Built-in two drive file copier.** Copy PRG, SEQ, REL and USR files between two drives of any type or to and from REU's. Great for quick backups and moving programs and files between 1541, 1571 & 1581 drives and REU's.
- **REU support.** The JiffyDOS commands now fully support Commodore REUs (RAM Expansion Units) running under RAMDOS. Access your REU just like a disk drive without having to load special wedge utilities.
- **Enhanced text screen dump.** Automatic screen mode recognition and printing of uppercase/graphics & lowercase characters.
- **Redefinable 64-mode function keys.** Allows you to easily redefine the function keys to suit your specific needs.

JiffyDOS™ Version 6.0

The Ultimate Disk Drive Speed Enhancement System

- **Ultra-fast multi-line serial technology.** Enables JiffyDOS to outperform Cartridges, Burst ROMs, Turbo ROMs, and Parallel Systems - without any of the disadvantages.
- **Speeds up all disk operations.** Load, Save, Format, Scratch, Validate, access PRG, SEQ, REL, USR & direct-access files up to 15 times faster!
- **100% Compatible - or your money back.** Guaranteed to work with all your hardware and software, including copy-protected commercial programs.
- **Uses no ports or extra cabling.** The JiffyDOS ROMs upgrade your computer and drive(s) internally for maximum speed and compatibility.
- **Easy Installation.** No experience or special tools required for most systems.
- **Supports C64, 64C, SX64, C128, C128D, 1541, 1541C, 1541-II, 1571, 1581 & more**
- **Can be completely switched out.** If ever necessary, the flip of a switch returns you to a 100% stock configuration - without resetting or powering down.
- **Built-in DOS Wedge.** Plus 17 additional commands and convenience features, including file copier, screen dump, directory menu, and single-key load/save/scratch

- **Supports CMD HD Series Hard Drives and RAMLink.** Enhances the performance of CMD's new line of integrated C64/C128 products.

- **1581 support.** Copy programs and files from 1541 and 1571 drives to any partition on your 1581. Select partitions easily with just a few keystrokes.

- **Quick printer output toggle.** A simple 3-key command switches output from screen to printer and back with ease. Eliminates having to type the complicated OPEN4:CMD4 and PRINT#4:CLOSE4 command sequences.

- **Adjustable sector interleave.** Enables you to increase disk-access performance even with hard-to-speedup software.

Hard Drive Ordering Information

Add \$25.00 for Shipping and handling per drive. All orders shipped UPS ground. Other methods available - call for details. Please allow 2 to 4 weeks for delivery. US prices quoted. Foreign orders call for pricing and shipping details. Pricing subject to change without notice.

JiffyDOS Ordering Information

C-64/SX-64 systems \$59.95; C-128/C-128D systems \$69.95; Add'l drive ROMs \$29.95

Please specify computer (w/ serial number) and drive(s) when ordering.

Add \$4.25 shipping handling per order, plus \$3.00 for C.O.D., APO, FPO, AK, HI, PR & Canada. \$10.00 add'l for other overseas orders. MA residents add 5% sales tax. VISA/MC, COD, Check, Money Order. Allow 2 weeks for personal checks. U.G. & Dealer pricing available. Call or write for more information. Version 5.0 owners please call for upgrade information.

Creative Micro Designs, Inc. 50 Industrial Dr., P.O. Box 646, East Longmeadow, MA 01028
Phone: 413-525-0023 FAX: 413-525-0147

GAZETTE

contents

May 1990 Vol. 8, No. 5



©1990 Mark Wagoner

Features

State-of-the-Art Sports

- Tom Netsel* 22 *
- A Guide to Commodore User Groups,**
Part 1
- Liz Casey* 27 *

Reviews

- Knights of Legend**
- Russ Ceccola* 69 64
- Blue Angels**
- Ervin Bobo* 69 64
- Beyond Dark Castle**
- Bob Guerra* 70 64
- Windwalker**
- Steve Hedrick* 71 64
- Monopoly**
- David and Robin Minnick* 71 64

Games

- Race Ace**
- Mike Sedore* 45 64
- Isolation**
- John Dearden* 48 64
- Sheerluck**
- Fred Karg* 57 64

Programming

- BASIC for Beginners: The Timers**
- Larry Cotton* 16 64
- The Programmer's Page:**
Customizing Your Keyboard
- Randy Thompson* 18 64
- Machine Language Programming:**
Interrupt Programming
- Jim Butterfield* 20 *
- VDC Monitor Plus**
- Douglas Doole* 32 128

Bassem: A Machine Language Assembler, Part 2

- Fernando Buelna Sanchez* 36 64
- Custom Cursor**
- Gordon Chamberlin* 41 64
- MiniMap**
- Keith M. Groce* 43 64
- MegaSqueeze**
- Indi Phillips* 52 64

EDITOR'S
CHOICE

EDITOR'S
CHOICE

Departments

Commodore Clips:

- News, Notes, and New Products**
- Mickey McLean* 2 *
- The Editor's Notes**
- Lance Elko* 6 *
- Letters to the Editor** 7 *
- Horizons: Off the Shelf**
- Rhett Anderson* 8 *
- D'Iversions:**
Gateways into Virtual Reality
- Fred D'Ignazio* 10 *
- Feedback**
- Editors and Readers* 12 *
- The GEOS Column:**
Closeup on GEORAM
- Robert Bixby* 14 128/64
- Bug-Swatter: Modifications and
Corrections** 59 *

Typing Aids

- MLX: Machine Language Entry
Program for Commodore 64** 65 64
- How to Type In COMPUTE!'s**
Gazette Programs 68 *
- The Automatic Proofreader** 72 128/64
- Advertisers Index** 60 *

64=Commodore 64, 128=Commodore 128, *=General

Cover photo © 1990 by Mark Wagoner
Cover illustration by De Potter

COMPUTE!'s Gazette (ISSN 0737-3716) is published monthly by COMPUTE! Publications, Inc., ABC Consumer Magazines, Inc., Chilton Company, one of the ABC Publishing Companies, a part of Capital Cities/ABC, Inc., 825 Seventh Ave., New York, NY 10019. © 1990 ABC Consumer Magazines, Inc. All rights reserved. Editorial offices are located at Suite 200, 324 West Wendover Ave., Greensboro, NC 27408. Domestic subscriptions: 12 issues, \$24. POSTMASTER: Send Form 3579 to COMPUTE!'s Gazette, P.O. Box 3255, Harlan, IA 51537. Second-class postage paid at New York, NY, and additional mailing offices.

COMMODORE CLIPS

NEWS, NOTES, AND NEW PRODUCTS


Edited by Mickey McLean

Box Office Hits

Box Office Software, a division of Key Punch (1221 Pioneer Building, St. Paul, Minnesota 55101), has released two new titles based on famous Americans.

In *Buffalo Bill's Rodeo Games* (\$29.99), you can prove that you could have held your own in the Wild West. Test your shooting ability, wrestle steers, and become a western hero by rescuing a stagecoach.

Pop star becomes crime fighter in *Michael Jackson's Moonwalker* (\$34.99). Make smooth dance moves as you outmaneuver and fight the henchmen of Mr. Big, who has kidnapped the children of the world.



Strike While the Planes Are Hot

Accolade (550 South Winchester Boulevard, Suite 200, San Jose, California 95128) gives you the opportunity to climb into the cockpit of one of six different aircraft and attempt to become an elite fighter pilot in *Strike Aces: International Bombing Competition* (\$39.95).

Choose from the McDonnell Douglas F-15E, the MD F-4E, the General Dynamics F-111F, the British Panavia Tornado IDS, the Swedish Saab AJ37, and the Russian MiG-27 Flogger-D. These six can be flown against seven other computer-piloted enemy fighters on 16 different combat-intensive missions. You can also design your own missions.

3-D Racing

Instead of racing around a flat course, try your hand at the three-dimensional speedways found on *Stunt Track Racer* (\$29.95) from Medalist International (180 Lakefront Drive, Hunt Valley, Maryland 21030).

Choose from eight tracks that rise hundreds of feet in the air with obstacles such as drawbridges and gaps in the road but without guardrails or other safety features. Each track calls for different racing styles and offers varying challenges. The High Jump track requires you to jump over a chasm hundreds of feet wide and clear a monolith resting in the center.

Although the cars are designed to be tough, they still can suffer damage. Therefore, drivers need to exercise caution to keep their car in condition to finish the race.

In the one-player mode, you begin in the lowest of four stunt track divisions. To advance, you must accumulate the most points by the end of a round-robin tournament against computer-controlled drivers on each of the divisions' tracks. Should you successfully complete all four divisions, you qualify for the Super League, which provides four more challenging divisions, featuring cars with improved engines and better braking power.

The multiplayer mode, for two or more racers, pits each participant, one at a time, against the same series of computerized opponents on the same track. The player who records the most points wins. A practice mode allows you to try out the track before you enter the competition.



Radioactive Adventure

Nuclear holocaust has ravaged the earth and you're one of the survivors in *Bad Blood* (\$49.95) from Origin (110 Wild Basin Road, Suite 330, Austin, Texas 78746). You must struggle to exist on the barren land along with other survivors—some human, some mutants.

The three-dimensional game world is displayed in full-color and offers both role-playing and arcade action. You'll explore ruined cities, interact with genetic mutants, and deal with brutal and oppressive leaders.

Bad Blood was designed by Chris Roberts, the author of Origin's *Times of Lore*.

Spanish Translator

Commodore 128 owners now have the ability to translate Spanish words to English with *Spanada 128* (\$59.95) from Spanada Enterprises (1 Sands Ranch Road, Huachuca, Arizona 85616). The program has the ability to distinguish between words that have more than one meaning.

Using the program, you can translate words, lists of words, or sentences from Spanish to English. Over 25,000 words, including their conjugations and variations, are stored on disk. Word searches take from 1½ to 6¼ seconds or are instant if the word is stored in RAM. To translate a complete sentence, first enter it in Spanish. After the program translates each word, including all possible multiple meanings, it will offer its interpretation of the entire sentence.

Spanada 128 also has the capability to convert English to Spanish, but only on a word-by-word basis and only if the word can be found in RAM. ▸

ESTABLISHED
1967

MONTGOMERY GRANT

GAZZETTE
5/90

**OUTSIDE USA & CANADA..CALL
(718)692-0790**

FOR CUSTOMER SERVICE

Call: Mon-Wed. 9-5, Thurs. 9-6,
Fri. 9am-4:30pm (718)692-1148

**Retail Outlet: Penn Station, Main Concourse
(Beneath Madison Square Garden) NYC, NY 10001**
Store Hours: Mon-Thurs 9-7:30/Fri 8:30-4:30/Sat-Closed/Sun 9:30-7
FOR ORDERS & INFORMATION IN USA & CANADA

1-800-759-6565

OR WRITE TO:
Montgomery Grant; Mail
Order Dept. P.O. Box 58
Brooklyn, NY 11230

**FAX NO. 7186923372
TELEX 422132 MGRANT**

Order Hours: Mon-Thurs. 9:00am-7pm / Fri. 9:00am-4:30pm / Sat-Closed / Sun. 9:30am-6:00pm(ET)

**NO SURCHARGE FOR CREDIT CARD ORDERS/WE INVITE CORPORATE & EDUCATIONAL CUSTOMERS
DISCOUNTS FOR QUANTITY ORDERS / RUSH SERVICE AVAILABLE / TOLL FREE TECHNICAL SUPPORT**

AMIGA



AMIGA 500

Amiga 500 w/512K • Built-in 3.5" Disk Drive • Mouse • System Software

\$519

AMIGA 500

RGB COLOR PACKAGE
Amiga 500 w/512K • Built-in 3.5" Disk Drive • Mouse • RGB Color Monitor System Software

\$719

AMIGA 500 With 1084.....\$789

AMIGA 500 With 1084
& 1010 3.5" Drive.....\$929

COMMODORE



AMIGA 2000

• A-2000 Computer w/Keyboard
• 1MB Expandable to 9MB
• Built-in 3.5" Disk Drive • Mouse • System Software

\$1269

AMIGA 2000 w/RGB

COLOR MONITOR.....\$1469

AMIGA 2000 w/1084

Monitor.....\$1539

AMIGA 2000 w/SEAGATE

40MB H.D.....\$1759

AMIGA 2000 H.D.....\$1879

AMIGA 2500/30(25MHz.).....\$3229

AMIGA PERIPHERALS

AMIGA 1010

Disk Drive.....\$139

20, 30, 40, 60, 80 & 100MB

Hard Drives for

AMIGA 500, 2000.....IN STOCK

A-2088D Bridge Card.....\$489

A-2286D AT Bridge

Board.....\$1079

A-501 Memory

Expansion.....\$149

ALL OTHER AMIGA PERIPHERALS & HARD DRIVES IN STOCK

C-64C

\$126.95

INCLUDES:
• QUANTUM LINK SOFTWARE
& MEMBERSHIP
• 1 JOYSTICK
(A \$19.95 VALUE)



COMMODORE C 64-C STARTER PACKAGE

C/64-C with Excellerator Plus FSD-2 Disk Drive • Quantum Link Software & Membership • 1 Joystick

\$239

COMMODORE C 64-C TEST PILOT PACKAGE

• Commodore C-64/C Computer
• Commodore 1541-II Disk Drive
• Ace Joystick

\$279

COMMODORE C 64-C COMPLETE PACKAGE

• Commodore C-64/C Computer
• Commodore 1541 Disk Drive
• Commodore Color Printer
• 12" Monitor
• Quantum Link Software & Membership

\$319

COMMODORE C 64-C COLOR PACKAGE

• Commodore C-64/C Computer
• Commodore 1541 Disk Drive
• Commodore Color Printer
• Color Monitor
• Quantum Link Software & Membership

\$429



HYUNDAI MODEL 286E

640K RAM Expandable to 1MB
12 MHz. • MS DOS 3.3

\$679

SAME WITH SEAGATE 20MB

HARD DRIVE AND CONTROLLER CARD.....\$929

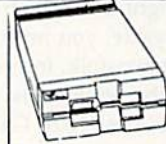
SAME WITH SEAGATE 40MB

HARD DRIVE AND CONTROLLER CARD.....\$999

commodore

C-128D with Built-In Disk Drive

INCLUDES:
2 FREE GAMES (A \$39.95 VALUE)



1571 Disk Drive

CALL

1581 Disk Drive

\$199.95

1541II Disk Drive

Includes Free Game!

(a \$19.95 Value)

\$159.95

Excellerator Plus FSD-2

Disk Drive

\$129.95

1084 Monitor

\$279.95

1802D Monitor

\$189.95

Magnavox 13" RGB Color

Monitor

\$225.95

Magnavox 13" Color Composite

Monitor

\$174.95

C-128 D

\$419



COMMODORE 128D COMPLETE PACKAGE

• Commodore C/128-D Computer with
• Built-in Disk Drive
• Commodore Color Printer
• 12" Monitor

\$479

COMMODORE 128D DELUXE PACKAGE

• Commodore C/128-D Computer with
• Built-in Disk Drive
• Magnavox RGB Color Monitor
• Commodore Color Printer

\$629

C/128-D Complete w/1084 Monitor

\$689

1700 RAM Expansion.....\$99.95

#1764 Expansion Module.....\$114.95

XETEC S. Graphix Jr. Interface.....\$29.95

XETEC S. Graphix Sr. Interface.....\$49.95

XETEC Supergraphix Gold.....\$74.95

CARDCO G-WIZ Interface.....\$49.95

C-64C -64C Power Supply.....\$29.95

C-1660 Modem.....\$19.95

C-1670 Modem.....\$79.95

COMMODORE 1350 Mouse.....\$26.95

COMMODORE 1351 Mouse.....\$49.95

XETEC Lt. Kernal 20MB Hard Drives for:

C-64C.....\$729

C-128 & 128D.....\$849

XETEC 40MB Hard Drive for:

C-128.....\$999

C-64C & 128D.....\$1199

WE CAN RECONFIGURE ANY OF OUR COMPUTER PKGS. TO YOUR SPECIFICATIONS. CALL FOR INFORMATION.

EPSON

EQUITY II+ IBM AT COMPATIBLE

Keyboard • 640K RAM • 80286

Microprocessor • 1.2MB Floppy

Drive • MS DOS 3.3 & GW Basic

Wordprocessing, Database & Spreadsheet Software

\$929

SAME WITH SEAGATE 20MB HARD DRIVE.....\$1169

SAME WITH SEAGATE 40MB HARD DRIVE.....\$1259

commodore

PC-40III IBM AT COMPATIBLE

\$1399

80286/12MHz • 1MB RAM • 40MB Hard Drive

1.2MB Floppy • Video Graphics Card • MS

DOS 3.3 • GW Basic

PRINTERS

HP HEWLETT PACKARD

HP Deskjet.....\$569.95

HP Deskjet Plus.....\$669.95

EPSON

LX-810.....\$179.95

LQ-510.....\$317.95

FX-850.....\$329.95

Sitara

NX-1000C.....\$164.95

NX-1000II.....\$164.95

NX-1000 Rainbow.....\$207.95

NX-1000C Rainbow.....\$207.95

NR-2410.....\$274.95

XR-1000.....\$319

XR-1500.....\$409

XB-2410.....\$409

COLOR OPTION KIT FOR

XB, XR PRINTERS.....CALL

NEC

P2200XE.....\$309.95

P5200.....\$479.95

OKIDATA

OKIMATE 20.....\$139.95

OKIDATA 172.....\$189.95

OKIDATA 180.....\$219.95

OKIDATA 182 TURBO.....\$219.95

OKIDATA 320.....\$324.95

OKIDATA 380.....\$349.95

OKIDATA 390.....\$449.95

OKIDATA 321.....\$449.95

Panasonic

KXP-1180.....\$164.95

KXP-1191.....\$214.95

KXP-1124.....\$289.95

KXP-1624.....\$429.95

commodore

MPS-1250.....\$169

CITIZEN

GSX-140.....\$314.95

COLOR OPTION KIT.....CALL

Panasonic FX-1650

IBM XT COMPATIBLE PACKAGE

640K • 720K Floppy Drive • Parallel/

Serial Ports • MS DOS 3.3 • GW Basic

Word Processing, Database & Spread-

sheet Software • 12" Monitor

\$499

SAME w/SEAGATE 20MB

30, 40MB PACKAGES.....CALL



Certified Check, Bank Check, Money Order, Approved PO's, Mastercard, Visa, Amex, Optima, Diner's Club, Carte Blanche, C.O.D.'s accepted. Please call before submitting P.O.'s. No additional surcharge for credit card orders. Non-refundable checks must wait 4-6 weeks for clearance. Prices and availability subject to change without notice. Not responsible for typographical errors. Return of defective merchandise must have prior return authorization number. Returns will not be accepted. IBM XT AT are registered trademarks of International Business Machines Corp. Please add \$5 shipping & handling (min. \$5). Orders over \$1200 are discounted to 3% shipping & handling. (Over \$3000 discounted to 2%). Canadian orders please call for shipping rates. APO/FPO orders please add 10% shipping & handling. All APO/FPO are shipped first class. © 1990 Montgomery Grant. All other names are the property of their respective owners.

www.commodore.ca

COMMODORE CLIPS

NEWS, NOTES, AND NEW PRODUCTS

UBI Has 2-4-U

UBI Soft Entertainment Software has added two new titles to its growing line of products.

Pro Tennis Tour—The Ultimate Tennis Simulation (\$29.95) features the four major Grand Slam tournaments: the Australian Open, the French Open, Wimbledon, and the U.S. Open. Before stepping onto center court, you can practice against the computer or another player. Six different practice programs feature three levels of difficulty on either grass, clay, or cement courts. An instant-replay option allows you to show off that great baseline shot again.

Iron Lord (\$39.95) takes you back to medieval times where you'll encounter some legendary characters. You must prove your birthright through strategy and strength. As you travel to towns throughout the countryside, you must build a following that will go to war for you. To win over the townsfolk, impress them with your archery, arm-wrestling, swordplay, and dice-throwing skills.

All UBI Soft products are distributed by Electronic Arts (1820 Gateway Drive, San Mateo, California 94404).

Third Box of Gold

Strategic Simulations (675 Almanor Avenue, Sunnyvale, California 94086-2901) has released *Champions of Krynn* (\$39.95), the third game in SSI's gold box series, and the first Advanced Dungeons & Dragons fantasy role-playing game set in the Dragonlance game world. It also utilizes the same game system as *Pool of Radiance* and *Curse of the Azure Bonds*, the other two games in the series.

The object of the game is to guide a party of up to eight characters through combat and adventure in an effort to defeat a plot by the forces of evil to establish the Dark Queen, Rakhisis, as undisputed ruler of Krynn. Characters include kenders and



Knights of Solamnia as well as most races and classes found in *Pool of Radiance* and *Curse of the Azure Bonds*.

New features include moons with phases that affect a mage's power and gods that grant special abilities to their clerics. New monsters include draconians, dragons, and a death knight.

Gangland Battle

Data East USA (1850 Little Orchard Street, San Jose, California 95125) has introduced *The Untouchables* (\$29.95), an action game based on the Brian De-Palma movie of the same name.

The game, which follows the plot of the film, takes you back to the days of prohibition for a battle between federal agents and mobsters. Your role is that of federal agent Eliot Ness, who must confront the notorious gangster kingpin Al Capone. You and your band of five law enforcers must fight the mob and restore order to the city of Chicago.

Stop the Flooz Flow

Pipe Dream (\$29.95), a spatial strategy game from Lucasfilm Games (P.O. Box 2009, San Rafael, California 94912), requires you to build the longest possible continuous pipeline while trying to stop a stream of chemical fluid called flooz.

There are 36 different levels that become increasingly difficult as you move through them. To make life harder, the higher levels feature one-way pipes, tougher obstacles, and faster-flowing flooz.



Beastly Transformer

Sega has announced the release of the Commodore 64 version of the coin-operated arcade game, *Altered Beasts* (\$34.95).

As the beast, you have been summoned from the dead by Zeus, god of thunder. You must challenge the wicked Neff, god of the underworld, and save Athena. You have been bestowed with five formidable forces of transformation, each more ferocious than the previous. Your battles will pit you against treacherous foes such as Grave Masters, Chicken Stingers, and Cave Needles. Two players can compete simultaneously throughout the game's five rounds of action.

Altered Beast, as well as other Sega titles, is distributed by Electronic Arts (1810 Gateway Drive, San Mateo, California 94404).

Bo Knows Computing

Data East USA (1850 Little Orchard Street, San Jose, California 95125) has announced the signing of an exclusive contract with Kansas City Royals outfielder Bo Jackson to help in the development of *Bo Jackson Baseball* (\$39.95), an extension of the Data East MVP Sports line.

Bo Jackson Baseball is the first sports simulation to use realtime on-line sports statistics. By accessing data by modem from the USA TODAY Sports Center online service, you can place Bo in real game situations using daily statistics from major league baseball games played during the 1990 season.

The USA TODAY Sports Center provides access to up-to-the-minute information from USA TODAY's national sports desk.

No other training—in school, on the job, anywhere—shows you how to troubleshoot and service computers like NRI

DIGITAL MULTIMETER

Professional test instrument for quick and easy measurements.

LESSONS

Clearcut, illustrated texts build your understanding of computers step by step.

HARD DISK

20 megabyte hard disk drive you install internally for greater data storage capacity and data access speed.

NEW! AT-COMPATIBLE COMPUTER

High-speed 80286 CPU (12 MHz clock, 0 wait states), 1 meg RAM, 1.2 meg, 5 1/4" high-density floppy disk drive.

MONITOR

High-resolution, non-glare, 12" TTL monochrome monitor with tilt and swivel base.

TECHNICAL MANUALS

With professional programs and complete specs on your computer.

DIGITAL LOGIC PROBE

Simplifies analyzing digital circuit operation.

SOFTWARE

Including MS-DOS, GW BASIC, word processing, database and spreadsheet programs.

DISCOVERY LAB

Complete breadboarding system to let you design and modify circuits, diagnose and repair faults.

Only NRI walks you through the step-by-step assembly of a powerful AT-compatible computer system you keep—giving you the hands-on experience you need to work with, troubleshoot, and service all of today's most widely used computer systems. You get all it takes to start a money-making career, even a business of your own in computer service.

No doubt about it: The best way to learn to service computers is to actually build a state-of-the-art computer from the keyboard on up. As you put the machine together, performing key tests and demonstrations at each stage of assembly, you see for yourself how each part of it works, what can go wrong, and how you can fix it.

Only NRI—the leader in career-building, at-home electronics training for more than 75 years—gives you such practical, real-world computer servicing experience. Indeed, no other training—in school, on the job, *anywhere*—shows you how to troubleshoot and service computers like NRI.

You get in-demand computer servicing skills as you train with your own AT-compatible system—now with 20 meg hard drive

With NRI's exclusive hands-on training, you actually build and keep the powerful new AT-compatible West Coast 1010 ES computer, complete with 1 meg RAM and 20 meg hard disk drive.

You start by assembling and testing the 101-key "intelligent" keyboard, move on to test the circuitry on the main logic board, install the power supply and 1.2 meg 5 1/4" floppy disk drive, then interface your high-resolution monitor. But that's not all.

Only NRI gives you a top-rated micro with complete training built into the assembly process

Your NRI hands-on training continues as you install the powerful 20 megabyte hard disk drive—today's most wanted computer peripheral—included in your course to dramatically increase your computer's storage capacity while giving you lightning-quick data access.

Having fully assembled your West Coast 1010 ES, you take it through a complete series of diagnostic tests, mastering professional computer servicing techniques as you take command of the full power of your computer's high-speed 80286 microprocessor.

In no time at all, you have the confidence and the know-how to work with, troubleshoot, and service every computer on the market today. Indeed you have what it takes to step into a full-time, money-making career as an industry technician, even start a computer service business of your own.

No experience needed, NRI builds it in

You need no previous experience in computers or electronics to succeed with NRI. You start with the basics, following easy-to-read instructions and diagrams, quickly

moving from the fundamentals to sophisticated computer servicing techniques. Step by easy step, you get the kind of practical hands-on experience that makes you uniquely prepared to take advantage of every opportunity in today's top-growth field of computer service.

What's more—you learn at your own pace in your own home. No classroom pressures, no night school, no need to quit your present job until you're ready to make your move. And all throughout your training, you have the full support of your personal NRI instructor and the NRI technical staff always ready to answer your questions and give you help whenever you need it.

Your FREE NRI catalog tells more

Send today for your free full-color catalog describing every aspect of NRI's innovative computer training, as well as hands-on training in robotics, video/ audio servicing, electronic music technology, security electronics, telecommunications, and other growing high-tech career fields.

If the coupon is missing, write to NRI School of Electronics, McGraw-Hill Continuing Education Center, 4401 Connecticut Avenue, Washington, DC 20008.

AT is a registered trademark of International Business Machines Corporation

NRI School of Electronics	
McGraw-Hill Continuing Education Center 4401 Connecticut Avenue, Washington, DC 20008	
<input type="checkbox"/> Check one FREE catalog only	
<input type="checkbox"/> Computers and Microprocessors	<input type="checkbox"/> Security Electronics
<input type="checkbox"/> Robotics	<input type="checkbox"/> Electronic Music Technology
<input type="checkbox"/> TV/Video/Audio Servicing	<input type="checkbox"/> Basic Electronics
<input type="checkbox"/> Computer Programming	<input type="checkbox"/> Telecommunications
For career courses approved under GI bill <input type="checkbox"/> check for details	
Name _____	(please print) Age _____
Address _____	
City/State/Zip _____	
Accredited Member, National Home Study Council	

EDITOR'S notes

The ballots are in and tabulated on the 1989 *Gazette* Readership Survey. As promised, we'll share the results with you. First, a special thanks to those readers who took the time to fill out the questionnaires and send them in.

We've been running our reader surveys annually for three years. While not scientific, they do provide us with solid information about you, our readers. In fact, they very closely match the results we get from paid reader research. Without further ado, here's the lowdown:

- 40% own 128s.
- 26% own or regularly use a computer other than a 64 or 128.
- Of those who own or use another computer, the favorites are MS-DOS (43%), VIC-20 (28%), Amiga (13%), and Plus/4 (11%).
- 49% do not plan to buy another computer in the next year (15% will buy another machine and 21% are undecided).
- Favorites among readers who plan to purchase a new computer are Amiga (52%), MS-DOS (39%), 128 (25%), and 64 (18%).
- Nearly 56% use GEOS.
- 26% belong to a Commodore user group.
- 20% don't program; of those who do, BASIC is preferred (64%) over machine language (21%).
- The Programming and Departments sections of *Gazette* are the clear favorites.
- All of the columns are popular; front runners are "Feedback" (80%), "Letters to the Editor" (79.5%), "Editor's Notes" (74%), "The Programmer's Page" (66%), and "Horizons" (57%).
- 41% use *SpeedScript*.
- 90% use the programs we publish.
- 80% type in our listings.
- The kind of programs readers would like to see more of in future issues: utilities.
- Other magazines that *Gazette* people read regularly: *RUN* (49%), *COMPUTE!* (9%), and *The Transactor*, *Info*, and *Computer Shopper*, each at 5%.

Since we've run three consecutive annual surveys, it's enlightening to compare results. Answers to some questions have changed only slightly in terms of percentages, while others indicate clear trends. Here's a sampling of results based on comparisons of our surveys from the December issues of 1987, 1988, and 1989.

- Of those who plan to buy another computer in the coming year, the PC has risen in favor, from 19% to 32% to 39% in respective years; the Amiga, likewise, has risen from 33% to 38% to 52%; and the numbers for the 128 (35% to 40% to 25%) reflect the discontinuance of the machine last year.
- GEOS use among readers has grown from 44% to 53% to 55.5%.
- User group membership has stayed steady at around 27% for three years.
- Readers who use our programs have increased in number (84% to 89% to 90%).
- Last, and somewhat surprising, is the change in the number of readers who type in our programs: from 72% to 77% to 80%.

This year's survey was somewhat longer than previous ones, and, frankly, we went out on a limb. We asked you to grade us in six categories: general news and product info, technical info, graphic presentation, quality of programs, quality of writing/editing, and overall grade. We requested that you consider our strengths and weaknesses and grade us on a scale of 1-10 (low to high)—a report card of sorts. The results were a pleasant surprise: an overall grade average of 8.3, with a low of 7.7 for technical info to a high of 8.5 for quality of writing/editing.

Again, thanks for your time and effort. We've learned a lot about how to serve you better in the months ahead.

Lance Elko

Lance Elko
Associate Publisher

COMPUTE!'s GAZETTE FOR COMMODORE 64/128 USERS

COMPUTE! PUBLICATIONS	
Group Vice President,	William Tynan
Publisher/Editorial Director	Lance Elko
Associate Publisher/Editorial	
Associate Publisher/	
Advertising	Bernard J. Theobald, Jr.
Managing Editor	Kathleen Martinek
Editorial Operations Director	Tony Roberts
Senior Art Director	Janice R. Fary
Features Editor	Keith Ferrell
Editorial Marketing Manager	Caroline D. Hanlon
Advertising Marketing	
Manager	Kathleen Ingram
Manager, Disk Products	David Hensley
Programming Manager	Richard C. Leinecker

GAZETTE EDITORIAL DEPARTMENT	
Associate Editor	Patrick Parrish
Art Director	Robin L. Strelow
Assistant Features Editor	Tom Netsel
Editorial Assistants	Elizabeth Casey
	Mickey McLean
Assistant Technical Editor	Dale McBane
Program Designer	William Chin
Programming Assistant	Troy Tucker
Copy Editors	Karen Siepak
	Karen Uhlendorf
Contributing Editors	Rhett Anderson
	Jim Butterfield
	Larry Cotton
	Fred D'Ignazio
	Randy Thompson

ART DEPARTMENT	
Mechanical Art Supervisor	Robin Case
Junior Designers	Scotty Billings
	Meg McArn
PRODUCTION DEPARTMENT	
Production Director	Mark E. Hillyer
Assistant Production Manager	De Potter
Production Assistant	Barbara A. Williams
Typesetting	Terry Cash
	Carole Dunton
Advertising Production	
Assistant	Tammie Taylor

ADMINISTRATIVE STAFF	
Executive Assistant	Sybil Agee
Senior Administrative	
Assistant	Julia Fleming
Administrative Assistant	Linda Benson
Customer Service	
Coordinator	Elfreda Chavis

ABC CONSUMER MAGAZINES, INC.	
President	Gary R. Ingersoll
Senior Vice President	Richard D. Bay
Director, Financial Analysis	Andrew D. Landis
Director of Circulation	Harold Buckley
CIRCULATION DEPARTMENT	
Subscriptions	Jeanne Andrews
	Maureen Buckley
	Jenny Lam
	Raymond Ward
Newsstand	Peter J. Birmingham
	Jana Friedman
Customer Service	(800) 727-6937

ABC Consumer Magazines, Inc. (abc)
CHILTON Company, One of the ABC Publishing Companies,
a part of Capital Cities/ABC, Inc.
Robert G. Burton, President
825 Seventh Avenue
New York, NY 10019

ADVERTISING OFFICES
New York: ABC Consumer Magazines, Inc., 825 Seventh Ave., New York, NY 10019. Bernard J. Theobald, Jr., Associate Publisher/Advertising, (201) 989-7553. (201) 989-7554 FAX.
Greensboro: COMPUTE! Publications, 324 West Wendover Ave., Suite 200, Greensboro, NC 27408; (919) 275-9809. Kathleen Ingram, Marketing Manager.
New England & Mid-Atlantic: Bernard J. Theobald, Jr. (201) 989-7553. Kathleen Ingram (919) 275-9809.
Midwest: Standard Display and Full-Page Mail-Order Ads—Starr Lane, National Accounts Manager, (708) 790-0171; 1025 Crescent Blvd., Glen Ellyn, IL 60137.
Midwest: Fractional Mail-Order Ads—Lucille Dennis (312) 726-6047 [Chicago]; (713) 731-2605 [Texas]; (303) 595-9299 [Colorado]; (415) 248-8222 [California]; 1290 Howard Ave., Suite 303, Burlingame, CA 94010.
Southwest: Rick Rosner, Western Accounts Manager, (213) 649-4100; 5757 W. Century Blvd., Suite 270, Los Angeles, CA 90045.
Northwest: Jerry Thompson, Lucille Dennis (312) 726-6047 [Chicago]; (713) 731-2605 [Texas]; (303) 595-9299 [Colorado]; (415) 248-8222 [California].
Southeast & International: Bernard J. Theobald, Jr. (201) 989-7553; Kathleen Ingram (919) 275-9809.

Address all advertising materials to Tammie Taylor, COMPUTE! Publications, Inc., 324 West Wendover Ave., Suite 200, Greensboro, NC 27408.

Editorial inquiries should be addressed to The Editor, COMPUTE!'s Gazette, Suite 200, 324 West Wendover Ave., Greensboro, NC 27408.

PRINTED IN THE U.S.A.
www.commodore.ca

LETTERS to the editor

Send questions or comments to *Letters to the Editor*, COMPUTE!'s Gazette, P.O. Box 5406, Greensboro, North Carolina 27403. We reserve the right to edit letters for clarity and length.

The Right Data

In the article "The 64—Hot or Cold?" in the February issue, you mentioned that an IBM drive was used to send a program to a 64. Does this mean that the 64 is IBM compatible?

Kevin Odom
Crowley, LA

The 64 is most definitely not IBM compatible. In the February feature, it was the IBM computer, not the drive, that sent the data. What's important to understand here is that, with the right cables and software, any computer can send a batch of data to any other computer (much the way a disk drive sends data to a computer's memory). Of course, the receiving computer must be able to understand and act on the data it has received.

GIF Rift

I was shocked to read in your February column that there is now a GIF viewer for the 128! No, even more, I was ecstatic! And it is located only a phone call away to the CompuServe Graphics Support Forum, too! I was really looking forward to trying it out. Only reality got in the way—no one at CompuServe has ever heard of any GIF viewer for the 128. So, back to you. What is the filename of the GIF viewer for the 128? Are you sure that CompuServe has it?

L. E. Petery
Portland, OR

Oops, we were a bit premature. There are two 128 GIF viewers in development which, in fact, might be available by the time you read this. We don't know what the filenames will be, but the viewers will be found on the Graphsupport Forum (type GO PICS) on CompuServe. Incidentally, we received our info from a CompuServe sysop.

Tracking Transactor

I'd like to ask your assistance in tracking down *The Transactor* magazine. I've been told by the Canadian Direct Marketing Association that *The Transactor* has closed up offices and presumably gone out of business. I do know for a fact that the magazine was purchased

by Croftward Publishing, but I am unable to locate this company.

Clive Bunning
Kelowna, B.C., Canada

The Transactor, as we know it, has indeed gone out of business. The address of its parent company is Croftward Limited, Finsbury Business Centre, 40 Bowling Green Lane, London, England EC1R ONE.

Another Taste

The reader comment in "Bad Taste?" in your March issue is ridiculous. *Gazette* is in the top 1 percent of "good taste!" This reader apparently doesn't see all the junk on the newsstand.

Jack W. Bolinder
Wilkes-Barre, PA

As Long As It's Dry

Just a quick thank-you for switching to newsprint in your magazine. I know it was probably done for cost-saving reasons, but the newsprint is much easier to read as it cuts down on the glare off the page when there's a light overhead. A great win-win situation! Unfortunately, I don't think it will hold up as well as before if I drop it in the tub.

Tom Culler
Ypsilanti, MI

Powered Down

I've been searching for a particular joystick for my 64: the Power Stick by Amiga. I presently have two of them, but they're wearing out. I can't seem to find the Power Stick. Can you help?

Warren Meeker
Cullowhee, NC

During the development of the Amiga computer and well before Commodore purchased the company, the Amiga Corporation produced computer and game-machine peripherals, including the Joyboard (kind of a cross between a joystick and a surfboard) and the Power Stick. Unfortunately, both products have been out of production for at least four years.

Secret POKes

In your March column, you ran a letter from F. S. A. Johnstone, who requested a simple solution to the "Tape or Disk?" question found in *SpeedScript*. Here's a simple solution. Load but don't run a copy of *SpeedScript*. Then type POKe 4904,162:POKE 4905,8:POKE 4906,76:POKE 4907,61:POKE 4908,19. Now

resave the modified version of *SpeedScript* with a new filename.

Carl E. Snyder
Cavendish, VT

Years ago, we published a series of POKes that accomplished this, but as the March issue went to press, we were unable to locate them—even with the help of the *Gazette* Index disk. As it turns out, we were barking up the wrong tree: The list of POKes was published in the "Readers' Feedback" column of the January 1986 issue of *COMPUTE!* magazine. The POKes in that column were intended for versions 3.0 and 3.1. Anyway, your POKes work fine for the current version, 3.2. Thanks for the tip.

The Sensible 64

I read Lance Elko's "Editor's Notes" in the February issue, and I share his sentiments completely. Last spring, I purchased a PC XT clone with a 20-megabyte hard drive, a new printer, and a color monitor. Two months later, I traded it for cash and a Commodore 64 system. The 64 is just what I want—it is a home computer. The MS-DOS machine was much less friendly, so much so that it seemed like work. Recreational or hobby computing should not be work. The software I've accumulated is mentally stimulating and serves my needs and wants very well. Additionally, there are some very good 64 titles at very inexpensive prices. To me, the 64 just makes sense—I don't need a cannon to swat a fly.

Thomas W. Farrell
Philadelphia, PA

SpeedStuff

In May 1987, I purchased your disk containing *SpeedScript*. In your March issue (page 46), you advertise a *SpeedScript* disk. Please tell me the difference.

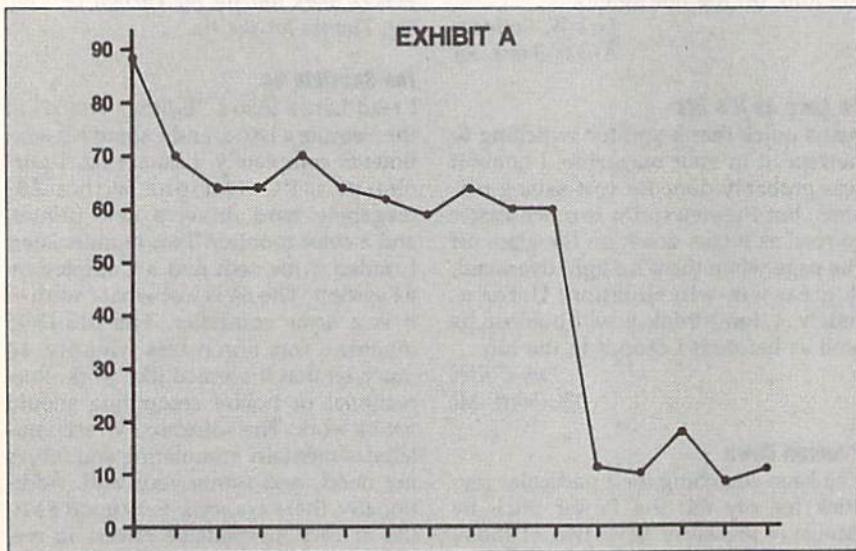
Joseph H. Zambo
Metairie, LA

The word processor, *SpeedScript*, is the same on both disks. On the current *SpeedScript* disk, however, the word processor is bundled with a spelling checker and more than a dozen other *SpeedScript* support utilities, plus documentation on how to use each one of them. The May 1987 disk that you have is apparently our regular monthly disk; the corresponding magazine issue contained the debut of *SpeedScript* version 3.2.

Rhett Anderson

If you've been reading this column, you know that I never have an illustration, picture, or photo on the page. Because of a shocking development, though, I've broken tradition this month to show you a graph. You'll find it in the middle of the page, labeled Exhibit A.

Believe it or not, this is not a graph of the stock market plunge of October 1987. The left axis is labeled in units of pages, the bottom one in units of time (months, to be precise). Do you know what the graph represents?



It represents the placement of "Horizons" in Gazette. In January 1989, the column was hidden away in the attic of the magazine. However, as you can see from the obvious downward, or rather, forward trend, "Horizons" is now in the foyer, just passing the umbrella stand. It will be out the door in a few short months.

In other words, this column is moving closer and closer to the front of the magazine (or the book, as we say in the biz.) It will soon be on the cover. Eventually, unless I've missed an asymptote somewhere, it will hover a few inches in front of the magazine, no doubt causing great consternation to the U.S. mail and your local computer magazine retailer.

I bring this issue up so that I can warn you that "Horizons" may be a bit tricky to find next month. I'm attempting to relocate myself onto a full-color

(called *four-color* in the biz) page so that I can show you photos of the wonderfully redesigned Commodore 64s that readers sent me. I'll also be announcing the prizes.

The Mailman Gives Me Advice

A few months ago, my wife, Tiffany, and I moved from our two-bedroom apartment into a two-story house. Our cat, Mr. Spock, found the new location much to her liking. Although her favorite spot is the enclosed back porch, she also relishes watching mail drop through the mail slot onto the floor.

The only reason that any mail ever comes through the slot is that our mailbox proper is a disaster. If you put mail in, the box drops off the side of the house. If you pull mail out, the box drops off the side of the house. On days where we have mail coming and going, that's four drops (two each by us and the mailman). Each time the box drops, it chips the ceramic planter on the ground. With my luck, the youngster who sold us Girl Scout cookies will somehow get one of these clay shards lodged far enough into her foot so that she can sue us. The poor lass; the cat about ripped off her left hand when she gave it a hesitant pat on the head.

In an embarrassing turn of fate that would only make sense in a foreign movie, I have the same mailman at home that I have at work. The other day he stopped me in the office just as I was about to get a cup of coffee. "Rhett,

I've got a problem with your mailbox."

"You're not the only one," I said, trying to shirk responsibility. "Hey," I said, trying to pull him off guard, "what would you recommend?"

"You gotta get down to the hardware store and get some cement plugs and stick them into the holes. You can't screw wood screws into the side of a brick house."

"Was the mailbox like that before we moved in?" I asked, passing the responsibility onto the tenants that preceded me, and, ultimately, I hoped, onto the landlords themselves.

"Yeah, it's always been like that." He left me a letter from Chris Millsap; then later he dropped some junk mail into my planter at home.

Chris Millsap Says

Still feeling guilty about my mailbox, I read the letter from Mr. Millsap. In January, I had stated that you'd probably never see a high-quality ray-tracing program for the 64. Chris says that there are indeed ray-tracing programs for the 64 and that there's even a version of the famous Amiga Juggler animation. He claims that it's the best Commodore graphic that he's ever seen, but that the calculations needed to create the frames take four hours. The animation may be impressive, Chris, but I still maintain that the 64 can't create the subtle shading that makes ray-traced images look real.

Chris has also been following Fred D'Ignazio's series about the 64/Nintendo debate. In his letter, Chris includes the specs for the Nintendo. Since there aren't too many books about programming the NES, these specs aren't as well known as those of the 64, so I thought I'd pass them along.

The Nintendo has 64 sprites, four colors per character cell. Screen resolution is 240 × 256. The Nintendo can display 52 colors per screen. Chris says, "The 64 doesn't even come close to that number of sprites without bizarre and erratic raster interrupts. The Commodore does have better resolution in some modes, but most games are played in 160 × 200 mode to take advantage of all 16 colors. So the Nintendo does indeed have better graphics."

That's all for this month. Remember, it's "Horizons" hide-and-seek next month.

YOU'RE A COMPUTER OWNER WE'RE A COMPUTER BUSINESS SO WHAT DO WE HAVE IN COMMON? GO LOOK IN A MIRROR

We're Software Support International. We're people just like you. Everyone in the company, from the owner to the programmers to the technical support staff to the person writing the words you're reading have something in common with you: a love of computers.



That's why we started Software Support in the first place. And that's why we're still here, all these years later. If you're an experienced computer user, we're right there with you. If you're brand new to computing, we've been there too. And

if you love your computer, really LOVE it, we understand.

That's what sets us apart from most other companies: knowing that we're just like you, and being proud of it. Maybe that's why we have what's been described as the best technical support available in the industry today. Maybe that's why our company has experienced the most stable and linear growth of any software mail-order firm out there. And maybe that's why we're the company you should do business with.

You just bought your first Commodore computer home from the store. Now what do you do? Call us. You need to get the newest version of a powerful Amiga application, but you don't want to spend a fortune. Call us. You've got an IBM at work and you need a program shipped to you fast for an important project. Call us.

We stock our products, so most orders are filled and shipped the same day that they're received, no extra charge. We'll work with UPS on your behalf to handle rush orders. Unlike many other companies, we don't penalize you for using your credit cards - we add no surcharge for VISA, MasterCard, or Discover card orders. And once you become a customer

of ours, you'll get additional benefits. We'll ship your orders immediately, without waiting two weeks for your personal check to clear. We'll let you order C.O.D., even though so many other companies no longer do. And our regular customers get special offers that are not made available to the general public.

Want to learn more about us? Just give us a quick call on our TOLL FREE line, and we'll send you our latest 64 / 128 / Amiga / IBM product listing, a colorful catalog of over 50 pages jam-packed with the newest, the hottest, the latest software and accessories available for your computer today. And if you think our exceptional service, toll-free phones, and exciting catalogs are going to cost you in the long run, we've got a surprise for you: Software Support prices are ALWAYS among the lowest offered by ANY company, anywhere!

When you deal with most other companies, you become a number in their database. But do business with us just once, and you'll feel the difference. Because we've never forgotten who we are or where we've come from. Because we've never lost sight of the fact that to stay in business as long as we have, you've got to make people happy over and over again. And because we'll never forget that the most important part of our business is you.

**FREE CALL — FREE CATALOG
WHAT ARE YOU WAITING FOR?**

1-800-356-1179

FOR CUSTOMER ORDERS OR YOUR FREE CATALOG

**SOFTWARE
SUPPORT
INTERNATIONAL**

**Big Enough To Serve You.
Small Enough To Care.**

d'iversions

Gateways into Reality

Fred D'Ignazio

This month, we'll continue the discussion of virtual reality we began in last month's column.

Virtual reality is all around us. Anytime we answer the telephone and talk with a person as if he or she were in the room with us, or turn on the TV and see a picture of someone thousands of miles away, or play an adventure game on our computer, we slide from the real world of our senses into a virtual world where the rules are quite different.

Think about what happens when you turn on a soap opera or a late-night talk show. With the flick of a wrist, you're inviting *telefriends* into your home. For the next half-hour or hour, the friends are the center of attention for you and your family. You listen to whatever they say. You laugh at their jokes or grow solemn when they tell a sad story. You see their faces on the TV

screen just as if you were close together having an intimate conversation.

This is virtual reality.

Virtual reality is a shortcut across time and space. Through powerful media such as books, TV, radio, telephones, videotapes, satellites, robot sensors, and fiber optics, we can experience events that would be impossible to experience in our real bodies.

Cyberspace, on the other hand, is a world laced with high-speed electronic highways that connect computer to computer. Cyberspace is invisible yet everywhere. Already computers ring the globe, transmitting trillions of facts and figures to other computers, where they are transformed, stored, or communicated to human beings who peer anxiously into cyberspace through the flickering windows of their display screens.

In the next few years, cyberspace will merge with virtual reality. New, multimedia computers will be able to process the text, images, sounds, and voices that create the worlds of virtual reality. As more media (publishing, telephone conversations, movies, video, speeches, music, works of art) are digitized, they will enter the world of cyberspace. Cyberspace will take on a human "look and feel" with its thousands of movies, news documentaries, digital hi-fi copies of famous speeches, and photographs of real-world objects. It will become a giant three-dimensional, multimedia database that humans can enter and explore.

With the computer's speed, we will have control over every word that's said, every frame of video that's shot, every page of every book, magazine, or newspaper ever written—in a second. And we will be able to blend, transform, and combine images, words, and sounds into personal compositions and hyper-real adventure games and simulations.

The Layers of the Virtual Onion

You might think of cyberspace as a three-dimensional universe, a sphere—a digital onion. The onion currently has only one or two layers, but new ones are swiftly forming.

At the innermost layer are labyrinthine webworks of voltage levels, electronic signals, pulses of light, beeps, and boops. This is the 1940s world of purely computer symbols.

One layer above, we find a world

of human symbols: words and numbers. This is cyberspace in the 1950s through the 1980s.

In the future, new layers will form atop the old. As we enter cyberspace in the 1990s, we find photographs, moving images, colorful computer graphics and animations, fragments of human speech, clips from movies, popular songs, and sound effects like barking dogs and backfiring automobiles.

The highest level of cyberspace will form at the dawn of the new millennium. In the twenty-first century, cyberspace will become virtual reality, infinite recreations of the real world, multimedia databases that are overwhelmingly interactive and shockingly realistic. At this level, the computer will be a magic carpet that can take us to any time or place; we'll press a Play button and watch reality unfold. Or we'll pause reality or rewind it.

A Pandora's Box?

We'll eventually have hundreds of gateways into cyberspace, not just the primitive keyboards, mice, joysticks, and display screens that we have today. We will be able to journey into cyberspace with our whole bodies and minds. Our rooms will darken, holographic images will leap from the walls, and we'll be off on a voyage into simulations of the real world or of fictional worlds of the imagination. All knowledge will be available to us—as a visual metaphor, as a real-world person or event, or as matrices of images, tables of numbers, or anything we desire. Every spot on our planet will be within our casual reach. Teachers will turn out the lights in the classroom and take their students on electronic field trips along the Oregon Trail, across a Himalayan Pass, through the Straits of Magellan, on a corkscrew journey around a helix of DNA, or hopping among the neurons of the brain.

Virtual reality will blot out time and space for our society, our economy, and our world. We'll have absolute control, instant by instant, over everything that occurs.

Yet we'll still live in the real world, locked inside real bodies—young and old, healthy and infirm. The attractions of virtual reality might become overwhelming. But might they not also be fatal?

www.commodore.ca

COLOR RIBBONS & PAPER

RIBBONS: Red, Blue, Grn., Brwn., Purple, Yel.

Ribbons	Price Each	Black	Color	Heat Transfer
Brother M1109	4.95	5.95	7.00	
C. Itoh Prowriter Jr.	7.00	9.00		
Citizen 1200/180D	5.00	6.00	7.95	
Commodore MPS 801	4.50	5.25	5.75	
- MPS 802/1526	6.25	7.25		
- MPS 803	4.95	5.95	7.00	
- MPS 1000	3.95	4.95	6.75	
- MPS 1200/1250	5.00	6.00	7.95	
- 1525	6.50	8.00		
Epson MX80/LX800	3.75	4.25	6.75	
Okidata 82/92	1.75	2.25	4.50	
Okidata 182/192	6.50	7.50	6.00	
Panasonic K-XP 1080	6.75	7.75		
Seikosha SP 800/1000	5.25	6.50	7.95	
Star SG10	1.75	2.25	4.50	
Star NX10/NL10	5.00	6.00	7.95	
Star NX1000	4.50	5.50	6.75	
Star NX1000C - 4C		8.75		

T-SHIRT RIBBONS (Heat Transfer) - Red, Blue, Grn., Brwn., Purple, Yel., Blk. Call For Price & Availability.

COLOR PAPER

BRIGHT PACK—200 Sheets/50 each color: Red, Blue, Green, Yellow. 9 1/2 x 11 — \$11.90/pk.

PASTEL PACK—200 Sheets/50 each color: Pink, Yellow, Blue, Ivory. 9 1/2 x 11 — \$11.90/pk.

COLOR BANNER BAND PAPER — 45 ft./roll — \$9.95/ea.

For ribbons & paper not listed above, call for price & avail. Price & spec. subject to change w/o notice. Min. order \$25.00. Min. S&H \$3.50 min. Visa, MC, COD.

RAMCO COMPUTER SUPPLIES

P.O. Box 475, Manteno, IL 60950 U.S.A.
(US) 800-522-6922 • (Canada) 800-621-5444
815-468-8081

NEW!

ACTION REPLAY v5.0

THE ULTIMATE UTILITY / BACKUP CARTRIDGE FOR THE C64/128

• Action Replay allows you to Freeze the action of any Memory Resident Program and make a complete back-up to disk - and that's not all... Just compare these features

ONLY
\$64.99

SUPER CRUNCHER — ONLY \$9.99

• A utility to turn your Action Replay 5 into a super powerful program compactor. Reduce programs by up to 50%! Further compact programs already crushed by AR5's compactor.

GRAPHICS SUPPORT DISK — ONLY \$19.99

To take advantage of AR5's unique power, we have prepared a suite of graphic support facilities.

- SCREEN VIEWER: View screens in a 'slide show' sequence.
- MESSAGE MAKER: Add scrolling messages to your saved screens with music.
- PROSPRITE: A full sprite editor.
- ZOOM LENS: Explode sections of any saved screen to full size.

WARP 25

- The world's fastest disk serial Turbo. A typical backup will reload in under 5 seconds.
- No special formats — with action replay you simply save directly into Warp 25 status.
- Backup all your existing programs to load at unbelievable speed!
- Warp Save/Load Available straight from Basic.

RAMLOADER

- You can also load most of your commercial originals 25 times faster! With our special LSI logic processor and 8K of onboard Ram, Action Replay offers the world's fastest Disk Serial Turbo.

UNIQUE CODE CRACKER MONITOR

- Freeze any program and enter a full machine code monitor.
- Full Monitor Features.
- Because of Action Replay's on Board Ram the program can be looked at in its ENTIRETY. That means you see the code in its Frozen state not in a Reset state as with competitors products.

MORE UNIQUE FEATURES

- Simple Operation: Just press the button at any point and make a complete back-up of any memory-resident program to tape or disk.
- Turbo Reload: All back-ups reload completely independent of the cartridge at Turbo speed.
- Sprite Monitor: View the Sprite set from the frozen program — save the Sprite — transfer the Sprite from one game to another. Wipe out Sprites, view the animation on screen. Create custom programs.
- Sprite Killer: Effective on most programs — make yourself invincible. Disable Sprite/Sprite-Background collisions.
- Unique Picture Save: Freeze and save any Hires Screen to tape or disk. Saved in Koala, Blazing paddies format.
- Compactor: Efficient compacting techniques — 3 programs per disk — 6 if you use both sides.
- Single File: All programs saved as a single file for maximum compatibility.
- Utility Commands: Many additional commands: Autonom, Append, Old, Delete, Linesaver, etc.
- Screen Dump: Print out any screen in 16 Gray Scales, Double size print options.
- Unstoppable Reset: Reset button to Retrieve System and Reset even so called Unstoppable Programs.
- Fully Compatible: Works with 1541/CII, 1581, 1571 and with C64, 128, or 128D (in 64 Mode).
- Disk Utilities: Fast Format, Directory, List, Run and many other key commands are operated by Function Keys.
- Unique Restart: Remember all of these utilities are available at one time from an integrated operating system. A running program can be Frozen to enter any Utility and the program is restarted at the touch of a key — without corruption.
- LSI Logic Processor: This is where Action Replay V gets its power. A special custom LSI chip designed to process the logic necessary for this unmatched Freeze/Restart power. No other cartridge has this power!

UPGRADE ROM — ONLY \$16.99

- Give your AR IV all the power of the new V5.0.

Circle Reader

Service Number 110

RIO DATEL

COMPUTERS

800-782-9110

*ORDERS ONLY

MON-SAT 8AM-6PM (PACIFIC TIME)

CUST SERVICE
TECH SUPPORT
702-454-7700
TU-SA 10AM-6PM
FAX: 702-454-7700

DEEP SCAN BURST NIBBLER - \$39.99 COMPLETE

THE MOST POWERFULL DISK NIBBLER AVAILABLE ANYWHERE AT ANY PRICE!

- Burst Nibbler is actually a two part system - a software package and a parallel cable to connect a 1541 or 1571 to a C-64 or C-128
- What gives Burst Nibbler its power? Conventional nibblers have to decode the data from the disk before it can transfer it using the serial port bus - when non-standard data are encountered they are beat. Burst Nibbler transfers data as raw GCR code via the parallel cable without the need to decode it, so you get a perfect copy of the original.
- Will nibble up to 41 tracks -Copy a whole disk in under 2 min -Installs in minutes - no soldering required on 1541 (1571 requires soldering)

SOFTWARE ALONE - ONLY \$19.99 — CABLE ALONE - ONLY \$19.99

DIGITAL SOUND SAMPLER -Only \$89.99

*Record any sound digitally into memory and then replay it with astounding effects * Playback forwards/backwards with echo/reverb/ring modulation *Full sound editing and realtime effects menu with waveforms *Powerful sequencer plus load & save function *Line In - Mic In - Line Out and feedback controls

MIDI 64 -Only \$49.99

*Full specification MIDI at a realistic price *MIDI In - MIDI Out - MIDI Thru *Compatible with Digital Sound Sampler and Advanced Music system

MIDI CABLES (5 ft. professional quality) -Only \$8.99

ADV. MUSIC SYSTEM -Only \$29.99

*Powerful modular program for creating, editing, playing, and printing out sheet music *Playback music through internal sound system or MIDI *Input music with the editor, piano keyboard emulator or a MIDI synthesizer *Contains 6 modules: Editor, MIDI, Keyboard, Synthesizer, Linker and Printer

MOTHER BOARD -ONLY \$29.99

*Accepts 3 cartridges *Power on/off any slot *Onboard fuse *Reset button *Save wear & tear on your expansion port

TURBO ROM II -Only \$24.99

*Replacement for the actual kernal inside your 64 *Loads/saves most programs at 5-6 times normal speed *Improved DOS support including 10 sec. format *Programmed function keys: Load, Directory, Old etc. *Return to normal kernal at the flick of a switch *File copier *Special I/O loader *Lots more! *fitted in minutes *No soldering usually required

ROBOTARM -Only \$89.99

*Full 5 axis movement with human like dexterity to manipulate small objects *Comes with C-64 interface & software, finger jaws, shovel scoop, magnetic attachment and 2 JOYSTICKS *Uses 4 D cells *Works with or without interface *22" total length

ADVANCED ART STUDIO -Only \$29.99

*Windows, icons, pull down menus & pointing devices *Operates in HiRes mode *Full control over color attributes *16 pens, 8 random sprays, 16 user definable brushes *Windows can be cut, pasted, inverted, enlarged, reduced, squashed, stretched, flipped & rotated *3 levels of magnification *Lines, points, rectangles, triangles, circles, & rays with elastic facility *Solid & textured fill with 32 user definable patterns *All information on screen - no need to switch between picture & menu *Compatible with keyboard, joystick, mouse & Koala Pad

EPROMMER 64 - ONLY \$69.99

*Top quality, easy to use EPROM programmer for the 64/128 *Menu driven software/hardware package makes programming, reading, verifying, copying EPROM's simplicity itself *Program 2716 thru 27256 chips @ 12.5, 21 or 25 volts *Full feature system - all functions covered including device check/verify *The most comprehensive, friendly and best value for the money programmer available for the 64/128 *Ideal companion for Superom Expander, 16K EPROM board or any EPROM project *UV ERASER - ONLY \$39.99 (Holds 4 EPROM'S)

SUPEROM EXPANDER -Only \$49.99

*8 sockets each accept 8K thru 32K EPROM's *Onboard operating system - no programs to load *Menu driven - just press a key to load program *Select any slot under software control *Code generator feature will take your own programs and turn them into auto start programs (Eprom burner required)

TOOLKIT IV -Only \$14.99

*The ultimate disk toolkit for the 1541 with more features than most for less *Absolute must for serious disk hacker *DISK DOCTOR V2 *HEADER/GAP EDITOR *DISK LOOK - recover lost files *Disassemble any program from disk to screen or printer *File compactor *Fast disk copy *Fast file copy *10 sec formatter *Error edit *Much, much more!

SMART CART CARTRIDGE -Only \$59.99

NOW YOU CAN HAVE A 32K CARTRIDGE THAT YOU PROGRAM LIKE RAM THEN ACTS LIKE ROM! *Battery backed to last up to 2 years *Make your own cartridges - even auto start types without the need for an EPROM burner *Can be switched in/out via software *Turn your cartridge into a 32K RAM DISK with our RAM DISK software - Only \$14.99

ROBOTEK 64 -Only \$64.99

MODEL & ROBOT CONTROL MADE EASY *4 output channels - each with onboard relay *4 input channels - each fully buffered TTL level sensing *Analog input with full 8 bit A/D conversion *Voice input for voice control *Software features: test mode, analog measurement, voice activate & digital readout

RIO / DATEL

3430 E. TROPICANA AVE. #67
LAS VEGAS, NV 89121

*Add \$4.00 shipping/handling in the continental U.S.; \$7.00 - PR, AK, HI, FPO, APO; \$10.00 -Canada/Mex; C.O.D. orders add \$3.00 to above charges; SPECIFY COMPUTER MODEL WITH ORDER; VISA/MC/Checks/Money Orders/C.O.D. Accepted; Please call for return authorization number - returns subject to a 20% restocking fee; We reserve the right to substitute products of different appearance but equal quality and function for items pictured above; Prices subject to change without notice

800-782-9110**702-454-7700****www.commodore.ca**

feedback

Do you have a question or a problem? Have you discovered something that could help other Commodore users? We want to hear from you. Write to Gazette Feedback, COMPUTE!'s Gazette, P.O. Box 5406, Greensboro, North Carolina 27403. We regret that, due to the volume of mail received, we cannot respond individually to programming questions.

64/128 Screen Store

I want to create BASIC text windows and option menus on my 64 that would disappear with the press of a key to reveal the previous screen. There have been a few BASIC and machine language routines that can do the job, but most of these use up a fair amount of memory or require a very long BASIC loader.

The ideal routine would be in the form of machine language stored in DATA statements. It would be able to store and retrieve colors as well as text and be completely relocatable to avoid conflict with other utilities. Can you provide me with a solution?

Steve Oblas
Bethlehem, PA

Below is a short machine language routine in the form of a BASIC loader for the 64 that stores the text screen—including color data—in RAM underneath BASIC ROM (beginning at \$A000) and later retrieves it.

```

XM 5000 REM 64 SCREEN STORE
EQ 5010 SS=49152
DF 5020 FOR I=SS TO SS+120:REA
DA:POKEI,A:CK=CK+A:NEXT
HF 5030 IF CK<>14521 THEN PRIN
T"ERROR IN SCREEN STOR
E DATA":STOP
HB 5040 PRINT"{CLR}SYS"SS+3"ST
ORES THE SCREEN":PRINT
"SYS"SS"RECALLS IT"
BP 5050 FORI=1TO2000:NEXT
FR 5060 DATA 24,144,54,160,0,1
85,0,4,153,0,160,185,0
,5
XM 5070 DATA 153,0,161,185,0,6
,153,0,162,185,232,6,1
53,232
CS 5080 DATA 162,185,0,216,153
,0,164,185,0,217,153,0
,165,185
BS 5090 DATA 0,218,153,0,166,1
85,232,218,153,232,166
,200,208,205
QD 5100 DATA 96,165,1,72,41,25

```

```

4,133,1,160,0,185,0,16
0,153
MD 5110 DATA 0,4,185,0,161,153
,0,5,185,0,162,153,0,6
EP 5120 DATA 185,232,162,153,2
32,6,185,0,164,153,0,2
16,185,0
EK 5130 DATA 165,153,0,217,185
,0,166,153,0,218,185,2
32,166,153
SC 5140 DATA 232,218,200,208,2
05,104,133,1,96
DR 5150 REM EXAMPLE
BB 5160 PRINTTAB(14)"{CLR}
{WHT}*{CYN}PRESS A KEY
TO STORE{WHT}*{7}":RE
M PUT SOMETHING ON THE
SCREEN
KR 5170 GETAS:IFAS=""THEN5170
SK 5180 SYSSS+3:REM STORE IT
RB 5190 PRINT"{CLR}PRESS ANY K
EY TO RESTORE OLD SCRE
EN"
XF 5200 GETAS:IFAS=""THEN5200
AS 5210 SYSSS:REM RESTORE OLD
{SPACE}SCREEN

```

To install this routine, just run the program. At the end of the listing are a few lines (5150-5210) that show how to use the routine. To store the current screen, execute the command SYS 49155 from either program or direct mode. To recall the previously saved screen, enter SYS 49152.

This routine is completely relocatable. To move it to location 828 (the cassette buffer), for example, you'd assign the variable SS in line 5010 a value of 828.

To include this screen-storage routine in your own programs, delete the example portion of the program (lines 5150-5210) and then substitute the following line.

5040 RETURN

Another routine similar to this one appeared in "Feedback" in April 1989 under "64 Screen Saver." This particular routine saved the text screen to disk rather than to memory. You might want to look at it for comparison purposes.

The program below contains an equivalent screen-storage routine for the 128, also written in machine language. The 128 version works on either the 40- or 80-column screen. It stores the screen—again, both text and color data—in memory just after the machine language routine itself. Unlike the 64 version, the 128 version is not relocatable.

```

XJ 100 REM 128 SCREEN STORE/RE
CALL
QX 110 REM SYS 4867 TO STORE
DA 120 REM SYS 4864 TO RECALL
SQ 130 CK=0:BANK15

```

```


XD 140 FOR I=4864 TO 5067
PP 150 READA:CK=CK+A:POKE I,A:
NEXT
RJ 160 IF CK<>21891 THEN PRINT
"ERROR IN DATA":STOP
ES 170 DATA 76,69,19,165,215,2
08,10,162,0,32,147,19,1
62,1,76,147,19,32
MX 180 DATA 57,19,169,0,162,32
,32,135,19,162,33,32,13
5,19,162,19,32,135
KK 190 DATA 19,169,16,162,18,3
2,135,19,160,16,169,250
,162,30,32,135,19,136
AD 200 DATA 208,246,96,162,24,
32,123,19,9,128,162,24,
76,135,19,165,215,208
BQ 210 DATA 10,162,2,32,147,19
,162,3,76,147,19,32,57,
19,169,0,162,18
BA 220 DATA 32,135,19,162,19,3
2,135,19,162,33,32,135,
19,169,16,162,32,32
QK 230 DATA 135,19,160,16,169,
250,162,30,32,135,19,13
6,208,246,96,142,0,214
JB 240 DATA 174,0,214,16,251,1
73,1,214,96,142,0,214,1
74,0,214,16,251,141
BJ 250 DATA 1,214,96,189,188,1
9,133,251,189,192,19,13
3,252,189,196,19,133,25
3
AX 260 DATA 189,200,19,133,254
,160,232,162,4,177,251,
145,253,136,192,255,208
,247
RH 270 DATA 198,252,198,254,20
2,208,240,96,0,0,43,19,
7,219,23,27,43,19
FK 280 DATA 0,0,23,27,7,219,18
9,246,19,133,252,189,25
2,19,133,253,189,2
XC 290 REM EXAMPLE
AP 300 PRINT"{CYN}":LIST:REM P
UT SOMETHING ON SCREEN
BD 310 SYS4867:REM STORE IT
GE 320 PRINT"{WHT}":DIRECTORY:
REM REPLACE WITH DIRECT
ORY
SS 330 PRINT"PRESS ANY KEY TO
{SPACE}SEE OLD SCREEN"
XK 340 GETAS:IF AS="" THEN 340
FP 350 SYS4864:REM RESTORE OLD
SCREEN

```

As with the 64 version, the last few lines of the program (lines 290-350) contain an example of the routine's use. The command SYS 4867—entered from direct or program mode—stores the current screen while the command SYS 4864 restores it.




To include the 128 routine as a sub-routine in your own programs, delete all of the lines from 290 on and then add the following line.

165 RETURN



BUILT FOR SPEED

Now Get Inside Your Commodore with *COMPUTE!'s Gazette Disk.*



Now there's a way to get all the exciting, fun-filled programs of **COMPUTE!'s Gazette**—already on disk—with **COMPUTE!'s Gazette Disk**.

Subscribe today, and month after month you'll get a new, fully-tested 5 1/4-inch floppy disk guaranteed to run on your Commodore 64, or Commodore 128 personal computer.

COMPUTE!'s Gazette Disk brings you all the latest, most challenging, most fascinating programs published in the corresponding issue of **COMPUTE!'s Gazette**. So instead of spending hours typing in each program, now all you do is insert the disk... and your programs load in seconds.

RESULT: You have hours more time to enjoy all those great programs which appear in **COMPUTE!'s Gazette**—programs like SpeedScript 128, Arcade Volleyball, 3-D Sprites, Sketch Pad, Sound Manager, 1541 Speed and Alignment Tester, and hundreds more.

So don't waste another moment. Subscribe today to **COMPUTE!'s Gazette Disk** at this money-saving price. Take a full year's subscription for just \$69.95. You save 55% off the single issue price. Subscribe for two years and save even more! Return the enclosed card now.

Individual issues of the **Disk** are available for \$12.95 (plus \$2.00 shipping and handling) by writing us at P.O. Box 5188 Greensboro, N.C. 27403.

THE geos column

Closeup on GEORAM

Robert Bixby

With Berkeley Softworks' new RAM expansion unit, you can upgrade your 64 to a 576K behemoth (or your 128 to 640K) and run your GEOS applications like greased lightning.

Until now the good news and the bad news about GEOS for the 64 and the 128 was that GEOS could make very creative use of the RAM expansions for those computers. GEOS treated the 1764 like a 1541 ramdisk for the 64 and the 1750 like a 1571 ramdisk for the 128.

So why good news and bad news? The good news was that a ramdisk sped up GEOS so much that it made using a disk-intensive program like *geoPaint* effortless and fluid. The bad news was that the RAM expansions were very expensive and difficult to find. Also, 64 owners complained, and rightfully so, that they were being left out of the RAM race: The RAM expansion for the 64 was only 256K. Worse, it required a special power supply, adding unnecessarily to the price.

Recognizing the difficulty of the situation, Berkeley Softworks engineer Dave Durran created GEORAM, a RAM expansion unit to be marketed specifically for use with GEOS. GEORAM is inexpensive (\$125), fast, and efficient. By using high-speed CMOS technology, GEORAM's power consumption was kept to an average current drain of only 80 milliamperes.

The unit doesn't look like the 1750 and 1764 units. The box that contains the RAM is roughly half as wide as the Commodore units and about an inch longer. When connected, it rests on the desk behind the computer and plugs into the cartridge port. The connector that plugs into the computer isn't shielded like the one on the Commodore units and it must be plugged in with care, but the overall construction is superior to that of the Commodore units. One of the most striking features of GEORAM is that you can see its chips and resistors on a section of the circuit board that juts out of the end of the unit near where it plugs into the cartridge port. Why? Roughly 2-5 percent of Commodore 64s cannot use GEORAM as shipped. Users will know their computers are incompatible because either their computers will boot up nor-

mally but the cursor won't appear, or the screen will come up completely white and nothing further can be done with the computer.

In order to make the GEORAM compatible with these balky 64s, resistor R2 must be clipped out of the GEORAM circuit. The resistor is visible on the exposed circuit board of the RAM expansion unit. The user can make this alteration very easily, but Berkeley will perform the necessary surgery if the new owner doesn't feel comfortable about doing it.

GEORAM is shipped with a new version of GEOS that makes use of the advanced capabilities of the RAM expansion unit. If you already have GEOS

2.0 for either the 64 or the 128, you can simply use the new configuration program provided with the RAM expansion unit. If you haven't purchased the new operating system, the disks provided with GEORAM will provide you with a new deskTop, printer drivers, and the broad array of GEOS 2.0 capabilities described in these pages last year when GEOS 2.0 was released. Unfortunately, the applications are not included. You get only the basic operating system.

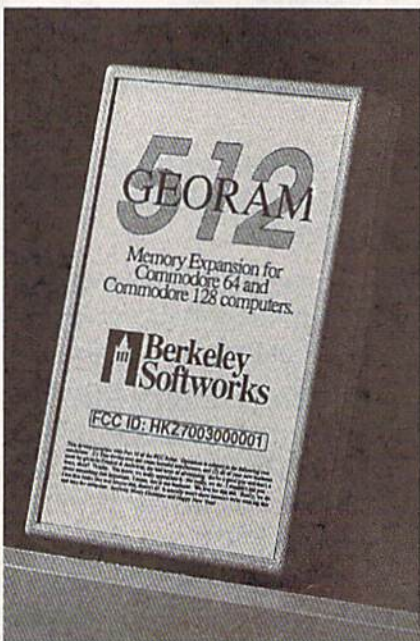
Ramdisk to the Rescue

Most users know that GEOS features supercharged disk capabilities that make Commodore disk access 7 times faster. GEORAM access is 35 times as rapid as standard GEOS disk access time. That's only the most obvious benefit of using a ramdisk. Here are some others: A ramdisk allows you to *shadow* your disk drive. This feature is roughly the same as operating a disk-cache system on a PC, saving disk access time by keeping copies of important data in RAM so that, if it has to be loaded in the future, it's instantly available. You can also shadow the directory of the 1581 drive, thus saving the time it normally takes to load the directory when that drive is selected.

Another benefit of a ramdisk is that it offers the ability to keep many GEOS features in memory at one time. Normally, GEOS would be unable to keep the information necessary to work with two different types of disk drives in memory at the same time. GEORAM allows the additional information to be stashed in a hidden area for recall as it's needed. GEORAM can also hold reboot information, allowing you to return to GEOS quickly from a BASIC program simply by loading RBOOT from one of the drives (or, if a copy of the deskTop is on the ramdisk, just press the RESTORE key), which will rapidly call the entire GEOS operating system out of hiding, bringing up GEOS from an apparently cold start in a few seconds.

In short, GEORAM has everything the 1764 and 1750 REUs should have had: high-speed, high-capacity, efficiency, low price, and availability. In order to keep the unit affordable, Berkeley is selling it directly. You can order GEORAM by calling (800) 888-0848, extension 1745.

G



**GEORAM access
is 35 times as
rapid as standard
GEOS disk access time.
That's only the most
obvious benefit.**

SAVE UP TO 70%

CALL FOR YOUR FREE CATALOG TODAY!

1-800-BUY-WISE EXT. 11

Since 1979

ASK ABOUT EXTRA SAVINGS WITH OUR COMPUTER DIRECT CREDIT CARD!

1200 BAUD EXTERNAL MODEM

Features Include:

- RS232C/DB25 Connector
- DB9 Pin Adapter
- Telephone Cable
- 1200/300 bps Asynchronous
- Full or Half Duplex
- Auto Dial/Auto Answer
- Standard 9 Volt Battery



LOWEST PRICE EVER!

\$49.95

List \$199.95

AC Adapter Sold Separately for \$4.95

ACCESSORIES

- C64C Computer with One FREE Action Game.....**\$129.95**
- 1541-II Disk Drive with One FREE Action Game.....**\$179.95**
- Epyx 200XJ Joystick.....**\$10.95**
- Wico Ergostick.....**\$12.95**
- M-3 Analog Mouse.....**\$43.95**
- Hearsay 1000.....**\$49.95**
- Dust Covers.....**\$10.95**
- 5.25" Disk Cleaner.....**\$5.95**
- 3.5" Disk Cleaner.....**\$5.95**

No ONE CAN SELL THIS PRINTER FOR LESS!

180 CPS PRINTER

WITH NLQ

LIFETIME WARRANTY ON PRINTER HEAD



- 2 Year Immediate Replacement
- Dot Addressable Graphics
- Italics, Elite, Pica, Condensed
- Centronics Parallel Port
- 8K Printer Buffer
- NLQ Selectable from Front Panel
- Pressure Sensitive Controls
- Includes One FREE Ribbon

FANTASTIC BUY!

\$149.95

List \$299.00

AT \$299 WHAT ARE YOU WAITING FOR? NEW! AMSTRAD PC20

IBM XT[®] COMPATIBLE



Package Includes:

- 512K RAM memory
- 31/2" 720K disk drive
- Monochrome graphics & CGA color graphics built-in
- Parallel and serial ports for printer or modem
- PC joystick port
- Microsoft DOS[™] V.3.3
- Digital Research's GEM[™] Desktop (*point & click*)
- Digital Research's GEM[™] Paint
- Micro-compatible mouse

AT AN UNBELIEVABLE

\$299.95

List \$699.95

CALL NOW FOR SYSTEM PRICING
Monitor Optional

SOFTWARE

- Gee Bee Air Rally List \$34.95.....**\$1.95**
- Border Zone List \$39.95.....**\$1.95**
- Let's Make Greeting Cards List \$10.95.....**\$6.95**
- Let's Make Calendars & Stationery List \$10.95.....**\$6.95**
- Space Station Oblivion List \$21.95.....**\$10.95**
- Batman List \$24.95.....**\$18.95**
- F-18 Hornet List \$34.95.....**\$21.95**
- Bad Dudes List \$29.95.....**\$21.95**
- Omni-Play Basketball List \$34.95.....**\$22.95**
- Shinobi List \$34.95.....**\$23.95**
- PaperBoy List \$34.95.....**\$25.95**
- Wordwriter 4 List \$39.95.....**\$27.95**

SAVE \$200 ON THE NEW COMMODORE 64C TEST PILOT PACKAGE

Package Includes:

- C64C Computer
- 1541-II Disk Drive
- ACE Joystick by Kraft
- Five Software Titles: Advanced Tactical Fighter, Infiltrator II, Harrier, Crazy Cars, Tomahawk



ALL THIS FOR ONLY

\$299.95

Joystick & 5 software titles sold separately for ONLY \$19.95

List \$499.95

MAGNAVOX 13" COLOR COMPOSITE



Model No. CM8702

LOWEST PRICE EVER!

\$179.95

ONE YEAR LIMITED WARRANTY

List \$299.95

5.25" DOUBLE SIDED/DOUBLE DENSITY DISKS

As Low As **COLOR - As Low As**

19¢.. 39¢..

MADE IN THE USA!

Blue, Green, Yellow, Orange & Red

100% Certified • Lifetime Guarantee

5.25" DSHD DISKS

As Low As

39¢..

3.5" DSDD DISKS

LOTS OF 10

49¢..

MAGNAVOX 13" COLOR RGB



Model No. CM8762

OUR LOW PRICE

\$234.95

ONE YEAR LIMITED WARRANTY

List \$399.95

Prices do not include shipping charges. Call to get your lowest delivered cost. We insure all shipments at no extra cost to you! All packages are normally shipped UPS Ground. 2nd day and overnight delivery are available at extra cost. We ship to all points in the US, Canada, Puerto Rico, Alaska, Hawaii, Virgin Islands and APO-FPO. Monitors only shipped in Continental US. Illinois residents add 6.5% sales tax. Prices and availability subject to change without notice. Not responsible for typographical errors or omissions. *Computer Direct will match any current (within 30 days) nationally advertised price on exact same items. Shipping and sales tax not included. Verification required.

FAX Ordering 708-382-7545 Outside Service Area, Please Call 708-382-5058

COMPUTER DIRECT, INC.

22292 N. Pepper Road
Barrington, IL 60010 Exp 5/31/90

"We Love Our Customers"

BASIC for beginners

The Timers

Larry Cotton

This month and next, we'll discuss the Commodore 64's timers and how to access them in BASIC. Actually, the 64 features two built-in timers—one which is quite accurate, the other which is not so accurate. We'll write a short program which makes use of the not-so-accurate timer for measuring reaction times. First, a bit about the timers themselves.

As you know by now (if you've followed this column), when you use variables in your programs, you have to be somewhat careful in naming them. For instance, `NUMBER = 6` is valid, but `TIME = 6` is not. That's because `NUMBER` (`NU`) is not a reserved variable, while `TIME` (`TI`) is. How are you supposed to know which variables are reserved and which are not? The best way is to consult your *Programmer's Reference Guide*. You'll find that two variables—`TI` and `TI$`—are reserved for the timers.

TI and TI\$

Turn on your computer. (If it's already on, turn it off and then back on.) Immediately after you see the word `READY` and the blinking cursor, enter `PRINT TI` and press `RETURN`. You should see a number printed on the screen. Again, enter `PRINT TI` and press `RETURN`. Another number—this time larger—will be revealed. If you continue doing this, you'll see increasingly larger numbers. What's going on here?

When you first turn on your computer, an internal clock, which Commodore calls the *jiffy clock*, immediately starts ticking every 1/60 second. In fact, Commodore calls these fractional seconds *jiffies*. So, the numbers you've just seen are the number of jiffies which have elapsed since you turned on the computer.

In program mode, you can see the jiffy clock as it rapidly increments by entering and running the following one-liner.

```
10 PRINT TI;"{UP}":GOTO 10
```

Now, if you type `TI=0`, you'll get a syntax error since `TI` is a *read only* variable. You can set it, however, by using the other timer-reserved variable, `TI$`. When you enter `PRINT TI$`, you'll see a six-digit number in a particular format: `HHMMSS`. The *H*'s stand for hours; the

M's, for minutes; and the *S*'s, for seconds.

The reserved variable `TI$` counts from 000000 (the instant you switch on the computer) to 235959 (23 hours, 59 minutes, and 59 seconds later), and then it starts over. So, if `TI$` is 042307, for instance, your computer's been on for about four hours, 23 minutes, and seven seconds. I say "about," because the jiffy clock is not really too accurate. (More on that next month.)

To zero `TI` and `TI$` while the computer is running, enter `TI$="000000"`. Then `PRINT TI` or `PRINT TI$` a few times to verify that the jiffy clock has actually been reset. We can set `TI$` for any time that we like—including the actual time. Try it. For example, if it's 9:15 a.m., you'd enter `TI$="091500"` and press `RETURN`. From then on, when you enter `PRINT TI$`, you'll see the correct time—more or less. Incidentally, the maximum value of `TI` is 5183999 ($24 \times 60 \times 60 \times 60 - 1$); `TI$`'s highest value is "235959".

On Your Mark

Now that we understand the basics of `TI` and `TI$`, let's begin entering the reaction-timing program. In the process, we'll learn a few new things about BASIC. First, let's color the screen and border black with two `POKE`s that we've used before. At the same time, we'll clear the screen and define a few variables.

```
10 POKE 53280,0:POKE 53281,0:PRINT  
CHR$(147):BT=100:FL=1:I=1:L=39
```

Now, we'll enter a line which we used when we studied the `RND` (random) function. This line uses `TI` to help ensure randomness of our first time delay.

```
20 RN=RND(-TI/101)
```

To time a user's reaction, we'll print a continuously lengthening colored horizontal bar on the screen and wait for the user to press the space bar. The colored bar will be composed of inversed spaces, so let's define that character.

```
30 C$=CHR$(18)+CHR$(160)
```

`CHR$(18)` changes what follows to an inversed character, and `CHR$(160)` is the space. Thus, `C$` is an inversed space. Let's give the program user a chance to choose how many times he or she wants to check reaction time.

```
40 INPUT "{DOWN}{WHT}HOW  
MANY BARS (MAX. 15)";NB:IF NB<1  
OR NB>15 THEN PRINT"{3 UP}"  
:GOTO 40
```

We've used `INPUT` and `IF-THEN` to gather the user's response and to restrict it to a reasonable limit. Now let's give the user a message.

```
50 PRINT "{CLR}{2 DOWN} PRESS  
SPACE BAR WHEN YOU SEE  
SOMETHING."  
60 PRINT "{DOWN}NUMBER AT END  
OF BAR IS REACTION TIME"  
:PRINT "{DOWN}IN SECONDS. ";  
70 IF GL=0 THEN GL=1:PRINT  
"PRESS SPACE BAR TO START.:"  
:GOTO 90  
80 PRINT "{DOWN}PRESS SPACE BAR  
TO START AGAIN."
```

Get Set

Note the slightly different wording in lines 70 and 80. The first line is used only for the first colored bar; the second is used for subsequent bars. Now we wait for the user to read the message.

```
90 GET A$:IF A$<>"{SPACE}" THEN  
90
```

This is a standard wait-for-user-response loop. It waits patiently for the user to press the space bar. When he or she does, the action begins.

```
100 PRINT CHR$(147):FOR U=1 TO  
INT(800*RND(1))+30:NEXT U:POKE  
198,0:PRINT "{RED}";
```

This clears the screen and pauses for a random amount of time. After this, the keyboard buffer is cleared (with `POKE 198,0`) and the cursor color is changed to red. Using a pause of unpredictable length here helps eliminate any anticipation factor on the part of the user. At the end of the pause, we print the first inversed space of the bar and set the jiffy clock to 0.

```
110 PRINT C$;TI$="000000"
```

Go!

The value of `TI` is now 0, and the reaction timer is running. Carefully note the semicolon after `C$`; this makes the timing bar's inversed spaces print one after the other. Now let's look at the keyboard to see if the user has reacted to the appearance of the bar's first character. It's unlikely, but we must check.


```
120 K=K+1:GET A$:IF A$<>"{SPACE}" THEN PRINT C$;IF
K<L THEN 120
```

The variable K is incremented by 1 each time an inversed space is printed. It's used to determine if the bar has gotten to the right edge of the screen. If it has, the user has a very slow reaction time or isn't paying attention to the test.

The IF-THEN statement compares the increasing value of K to L (set to 39 in line 10). If it's less than 39, the edge of the screen hasn't been reached yet. The program loops back to the beginning of the line, increments K, looks at the keyboard for a press of the space bar, and continues to PRINT inversed spaces, forming a longer and longer horizontal bar.

If the bar does reach the edge of the screen, we need to reset our character counter to 0 and inform the user of his or her abysmal performance.

```
130 IF K=L THEN K=0:PRINT:PRINT "{WHT} TOO LATE!"
:GOTO 230
```

Since I've finished this program and know it's relatively short, I've used a GOTO here instead of a GOSUB. However, for more elegant and efficient programming (especially with longer programs), subroutines would be preferred.

What's Your Reaction?

OK, the user has pressed the space bar, so we must look at the value of TL.

```
140 J=TL:K=0
```

The variable J becomes whatever TL is at this particular instant and K—the character counter—is reset to 0. Now let's do some math to convert the reaction time J from jiffies to seconds. Then, we'll round off the resulting number to two decimal places.

```
150 J=J/60:J=INT(J*100+.5)/100:PRINT J:PRINT
```

Notice that the variable J has several uses in this line. First, it's the reaction time in jiffies. Then, it's the reaction time in seconds, accurate to several decimal places. And lastly, its value is rounded to two places and printed in inversed characters at the end of the horizontal bar.

As long as the space bar is pressed, we don't want anything else to happen. To make sure that nothing does, we use another special memory register, location 197.

```
160 IF PEEK(197)=60 THEN 160
```

We saw in our musical keyboard from the December column how PEEK(197) is used. You'll recall that location 197 is the memory register for the keyboard matrix. In this case, as long as the space bar is being pressed, the computer remains in a loop. When the space bar is released, we want two things to occur: We want the keyboard buffer to be cleared again and the value of TL, which starts out as 0, to be incremented by J. The variable TL represents the total of all the reaction times, which will later be used to find the average reaction time.

```
170 POKE 198,0:TL=TL+J
```

The Bar Counter

We now need to introduce another counter D, which keeps track of the number of times a colored bar is printed. We compare this to the number of bars the user specified (the value NB that was input in line 40).

```
180 D=D+1:IF D=NB THEN 240
```

We've run out of space for this month. See if you can finish the program for yourself. In the remainder of the program, which we'll see next month, I've alternated between red and cyan bars, made provision for reacting too soon to the bar's movement, and printed average and best reaction times. **G**

ATTENTION

ALL COMMODORE 64/64C AND COMMODORE 128/128D OWNERS

A complete self-tutoring BASIC programming course is available that starts with turning your computer on, to programming just about anything you want! This course is currently used in both High School and Adult Evening Education classes and has also formed the basis of teacher literacy programs. Written by a teacher, who after having taught the course several times, has put together one of the finest programming courses available today. This complete course of over 220 pages is available for the **COMMODORE 64/64C**, and for the **COMMODORE 128/128D** computers. This course (Volume 1) will take you step by step through a discovery approach to programming and you can do it all in your leisure time! The lessons are filled with examples and easy to understand explanations as well as many programs for you to make up. At the end of each lesson is a test of the information presented. Furthermore, ALL answers are supplied to all the questions and programs, including the answers to the tests. Follow this course step by step, lesson by lesson, and turn yourself into a real programmer! You won't be disappointed!

FOLLOW-UP COURSE (Volume 2) – A 200 page self-learning course for each of the above named computers dealing exclusively with **sequential** and **relative files**. Our teacher uses a unique approach to file handling that was designed especially for students with absolutely no prior file handling experience. Yet by the end of the course you will be able to make up many of your own personal and business file programs.

Each course is only \$21.95 plus \$3.00 for shipping and handling. We have been developing and selling Commodore courses for over 6 years now and if you do not think that we have the best self-tutoring course you have yet come across, then just send the course back to us within 10 days of receipt for the FULL \$24.95 refund.

Note: We also sell programming courses for all versions of the Amiga computer as well as a self-learning AmigaDOS course.

NAME: _____

ADDRESS: _____

CITY: _____

STATE/PROV: _____ CODE: _____

I desire the BASIC programming course (Volume 1) ☐

FOLLOW-UP course on file handling (Volume 2) ☐

The computer that the course is needed for:

COMMODORE 64/64C ☐ COMMODORE 128/128D ☐

For each desired course, send \$24.95 cheque or money order (in the currency of your country) to:

Brantford Educational Services

222 Portage Road
P.O. Box 1327
Lewiston, New York 14092

6 Pioneer Place
or Brantford, Ontario
N3R 7G7

Fax: (519) 758-2743 Telex: 061-81260

www.commodore.ca

THE programmer's page

Custom Keyboards

Randy Thompson

Unless you've confused your computer by plugging in a joystick while the power is still turned on, you probably think that the 64's keyboard layout is pretty much set in stone: You press the A key and you get an A, RETURN always enters commands or program lines, and the cursor keys never fail to move your cursor.

Of course, it doesn't have to be that way.

Thanks to the 64's flexible operating system, you can customize your keyboard using a simple machine language program. You can make the A key enter Z's, RETURN can be redefined to delete characters, and the cursor keys can emulate the function keys or any other keys available to the 64.

Alpha Lock

Other than confusing your friends, neighbors, and family members, rearranging your keyboard has other practical applications. For example, have you ever wished your computer had an ALPHA LOCK key? Unlike the existing SHIFT LOCK key, which places all keys into their shifted position, an ALPHA LOCK key would shift only the letter keys. With an ALPHA LOCK key, you could enter uppercase letters without having to unshift to enter numbers or to make editing changes (if you haven't noticed, SHIFT LOCK affects even the INST/DEL and cursor keys).

The listing for an ALPHA LOCK program appears below. This is a BASIC loader that stores the program's machine language code into memory and then executes it. As written, the code is stored in the 64's cassette buffer starting at memory location 828. If you prefer, you can change the program's starting address by changing the value assigned to the variable SA in line 100.

```
SK 100 SA=828
KM 110 FOR I=SA TO SA+118:READ
      D:POKE I,D:NEXT
PA 120 A1=SA+13:H1=INT(A1/256)
      L1=A1-H1*256
DQ 130 A2=SA+54:H2=INT(A2/256)
      L2=A2-H2*256
PM 140 A3=SA+55:H3=INT(A3/256)
      L3=A3-H3*256
GH 150 POKE SA+2,L1:POKE SA+7,
      H1
AA 160 POKE SA+28,L2:POKE SA+2
      9,H2
```

```
KP 170 POKE SA+33,L2:POKE SA+3
      4,H2
BJ 180 POKE SA+39,L2:POKE SA+4
      0,H2
QQ 190 POKE SA+44,L3:POKE SA+4
      8,H3
KD 200 SYS SA
ED 210 REM MACHINE CODE
DR 220 DATA 120,169,0,141,143,
      2,169,0
EP 230 DATA 141,144,2,88,96,17
      3,141,2
HG 240 DATA 240,20,201,5,208,1
      3,205,142
DA 250 DATA 2,240,8,173,0,0,73
      ,255
JM 260 DATA 141,0,0,76,72,235,
      173,0
XP 270 DATA 0,240,248,169,0,13
      3,245,169
BR 280 DATA 0,133,246,76,224,2
      34,0
EG 290 REM ALPHA LOCK DECODE T
      ABLE
AQ 300 DATA 13,13,29,136,133,1
      34,135,17
QJ 310 DATA 51,215,193,52,218,
      211,197,1
FJ 320 DATA 53,210,196,54,195,
      198,212,216
JF 330 DATA 55,217,199,56,194,
      200,213,214
HH 340 DATA 57,201,202,48,205,
      203,207,206
PF 350 DATA 43,208,204,45,46,5
      8,64,44
QB 360 DATA 92,42,59,19,1,61,9
      4,47
XH 370 DATA 49,95,4,50,32,2,20
      9,3
QE 380 DATA 255
```

When you first run this program, nothing appears to happen. Now press SHIFT-CTRL. This is the key combination that activates the ALPHA LOCK feature. All of the alphabet keys should now produce uppercase letters or graphics characters, depending on the mode your computer is in (press SHIFT-Commodore to toggle between upper-/lowercase and graphics modes). Pressing SHIFT-CTRL again returns the keyboard to normal. By the way, ALPHA LOCK works fine with such programs as *SpeedScript* and *PaperClip*. In fact, it's a very useful addition.

Programs that activate Commodore's key-repeating feature make activating ALPHA LOCK a little difficult. Because keys automatically repeat in this mode, you may accidentally turn ALPHA LOCK on and off in just one keypress. If this is the case, try holding down the SHIFT key and tapping the

CTRL key sharply—much as you might press RUN/STOP-RESTORE. This should prevent any unwanted toggling of ALPHA LOCK.

While the ALPHA LOCK program doesn't exactly rearrange your keyboard, it does rewrite the computer's keyboard decode table. And once you know how to do that, you can make the computer keys return any ASCII value you wish.

Keyboard Decode Tables

The 64 uses a 6526 complex interface adapter (CIA) chip to read the computer's keyboard. By reading the 6526's registers, the computer derives the matrix code of a key. This matrix code is then used to index into a *keyboard decode table* to find the key's ASCII equivalent. So, it's the keyboard decode table that determines what character is returned by each key on the keyboard. (The RESTORE key is not wired to the 6526, so its function is not affected by decode tables.)

There are four decode tables; one for normal characters, one for shifted characters, one for Commodore characters, and one for CTRL characters. What the program above does is create a *fifth* table—a table for ALPHA LOCK characters. This table is the same as the decode table for shifted characters, except that only the A-Z keys are represented as shifted.

Located in Kernal ROM is a routine that's responsible for determining which keyboard decode table to use. According to whether or not the SHIFT, Commodore, or CTRL key is being pressed, this routine sets memory locations 245 and 246 (\$F5 and \$F6) to point to the appropriate keyboard decode table. Fortunately, this routine is vectored through memory locations 655 and 656 (\$28F and \$290). Normally, this vector points to 60232 (\$B48), but the ALPHA LOCK program changes it to point to its own routine. This routine's first task is to check for the SHIFT-CTRL key combination. If it's pressed, a special ALPHA LOCK flag is toggled on or off. If the SHIFT, Commodore, or CTRL key isn't being pressed and the ALPHA LOCK flag is set, memory locations 245 and 246 are set to point to the ALPHA LOCK decode table. This, in effect, creates an ALPHA LOCK key.

Making Your Own

Using the ALPHA LOCK program as a shell, it's easy to make your own keyboard configurations. You can give your computer a numeric keypad, a Dvorak keyboard, or any other setup that you want. Instead of switching in the ALPHA LOCK decode table, just switch in a table of your own making.

Lines 300-370 in the BASIC listing above contain the decode table that's activated by SHIFT-CTRL. Each number contained in these DATA statements corresponds to a key on the keyboard. The first number, for example, determines the ASCII value returned by the DEL key. If you change the 20 to 65 and run the program, hitting the DEL key will enter the letter A. Change the 20 to 5, and the DEL key will change the cursor color to white. So, the only trick to changing your keyboard layout is knowing which number corresponds to which key.

The keyboard decode table is not arranged alphabetically or numerically; it's organized by how the keys are physically arranged on the keyboard. The following chart shows you this order and how it relates to the DATA statements in the ALPHA LOCK program.

360 INS/DEL, RETURN, CSR left/right,
F7, F1, F3, F5, CSR up/down
370 3, W, A, 4, Z, S, E, left SHIFT

380 5, R, D, 6, C, F, T, X
390 7, Y, G, 8, B, H, U, V
400 9, I, J, 0, M, K, O, N
410 +, P, L, -, ., :, @, comma
420 £, *, ;, CLR/HOME, right SHIFT, =,
/, /
430 1, -, CTRL, 2, space bar, Commodore,
Q, RUN/STOP

If you look closely at the table above, you'll see the Commodore key, CTRL key, and the SHIFT keys listed. Although they're listed in the table, you can't change the function of these keys by changing their decode-table value.

A Couple of Examples

To get you started, I've compiled a couple of my own alternative keyboard decode tables. The first simulates a Dvorak keyboard. The second adds a numeric keypad, changing the M, J, K, L, U, I, and O keys so they act as the number keys 0 through 6. The number keys 7, 8, and 9 appear above this cluster of keys, completing the keypad.

To use either of these decode tables, simply load in the ALPHA LOCK program shown above and replace lines 290-370 with one of the two listings shown below. Next, run the program and tap SHIFT-CTRL. Your new keyboard is now ready for use. (Remember: To return things to normal, just press SHIFT-CTRL again.)

Dvorak Keyboard

PQ 290 REM DVORAK DECODE TABLE
HR 300 DATA 20,13,29,136,133,1
34,135,17
KE 310 DATA 51,44,65,52,59,79,
46,1
QB 320 DATA 53,80,69,54,74,85,
89,81
GE 330 DATA 55,70,73,56,88,68,
71,75
AA 340 DATA 57,67,72,48,77,84,
82,66
XK 350 DATA 43,76,78,45,86,83,
47,87
QS 360 DATA 92,42,45,19,1,61,9
4,90
FP 370 DATA 49,95,4,50,32,2,39,
3
QE 380 DATA 255

Numeric Keypad

EP 290 REM NUMERIC KEYPAD DECO
DE TABLE
HR 300 DATA 20,13,29,136,133,1
34,135,17
JF 310 DATA 51,87,65,52,90,83,
69,1
QG 320 DATA 53,82,68,54,67,70,
84,88
HK 330 DATA 55,89,71,56,66,72,
52,86
GJ 340 DATA 57,53,49,48,48,50,
54,78
PM 350 DATA 43,80,51,45,46,58,
64,44
QB 360 DATA 92,42,59,19,1,61,9
4,47
FS 370 DATA 49,95,4,50,32,2,81,
3
G

VIDEO BYTE II the only FULL COLOR! video digitizer for the C-64, C-128

Introducing the world's first FULL COLOR! video digitizer for the Commodore C-64, 64-C, C-128 & 128-D computer. VIDEO BYTE can give you digitized video from your V.C.R., LASER DISK, B/W or COLOR CAMERA or OFF THE AIR or CABLE VIDEO (thanks to a fast! 2.2 sec. scan time). New version 3.0 software features full RE-DISPLAY with MULTI CAPTURE MODE, MENU SELECT PRINTING, EXPANDED COLORIZING FEATURES, SAVE TO DISK feature and much more!

FULL COLORIZING! Is possible, due to a unique SELECT and INSERT color process, where you can select one of 15 COLORS and insert that color into one of 4 GRAY SCALES. This process will give you over 32,000 different color combinations to use in your video pictures. **SAVES as KOALAS!** Video Byte II allows you to save all your pictures to disk as FULL COLOR KOALAS. After which (using Koala or suitable program) you can go in and redraw or color your V.B. pic's. **LOAD and RE-DISPLAY!** Video Byte II allows you to load and re-display all Video Byte pictures from inside Video Byte's menu. **MENU DRIVEN!** Video Byte II comes with easy to use menu driven UTILITY DISK with V3.0 digitizer program. (64 MODE ONLY). **COMPACT!** Video Byte II's hardware is compact! In fact no bigger than your average cartridge! Video Byte comes with it's own cable. **INTEGRATED!** Video Byte II is designed to be used with or without EXPLODE! V5.0 color cartridge. **EXPLODE! V5.0's** menu will return you to VIDEO BYTE II's menu. **EXPLODE! V5** is the **PERFECT COMPANION!** Video Byte II users are automatically sent **FREE SOFTWARE** updates along with new documentation, when it becomes available. **PRINT!** Video Byte II will printout pictures in BLACK and WHITE GRAY SCALE to most printers. However when used with **EXPLODE! V5.0** your printout's can be done IN FULL COLOR 8 by 11's SIDEWAYS on the RAINBOW NX-1000, RAINBOW NX-1000C, JX-80, Seikosha 3000 AI.

(OKIDATA 10/20's (print larger 6" by 9") **USER SLIDE SHOW** program w/auto or manual display is standard with VIDEO BYTE program. And can be backed up!)

Why DRAW a car, airplane, person or for that matter anything when you can BYTE it... VIDEO BYTE II instead!

ONLY
\$79⁹⁵

NEW! SUPER CARTRIDGE by The Soft Group EXPLODE! V.5

The MOST POWERFUL, DISK DRIVE and PRINTER CARTRIDGE ever produced for the COMMODORE USER. Super USER FRIENDLY with all the features most asked for. New FEATURES... (a) Faster non-blanking FASTLOAD. (b) MIRROR imaging of all HI-RES screens. (c) 4 Way color selection with insert, for all HI-RES screens. (d) Infinite FILE COPY for all SEQ. & PRG. files, copy your file only once, then write that file to as many disks as you like... great for single file copying by small user groups. (e) FULL COLOR PRINTING of ALL COLOR HI-RES & MULTI-COLOR SCREENS to ALL COLOR DOT MATRIX PRINTERS (not for INK JET printers). (f) Direct ONE KEY access back to VIDEO BYTE software thru EXPLODE! V5.0's 2nd MENU. (g) Supports all popular printer interfaces. (h) FREE upgraded utility disk.

SUPER FASTLOAD and **SAVE (50K-9 SEC'S)** works with ALL C-64 or C-128's NO MATTER WHAT VINTAGE or disk drives EXCEPT the 1581, M.S.D. 1 or 2. **SUPER FAST FORMAT (8 SEC'S)**... plus FULL D.O.S. WEDGE w/standard format! **SUPER SCREEN CAPTURE**. Capture and Convert ANY SCREEN to KOALA/DOODLE. **SUPER PRINTER FEATURE** allows ANY DOT MATRIX PRINTER even 1526/802 to print HI-RES SCREENS in FULL COLOR (using 16 shade GRAY SCALE). **ANY PRINTER or INTERFACE COMBINATION** can be used with SUPER EXPLODE! V5.0. NEW and IMPROVED **CONVERT** feature allows anybody to convert (even TEXT) SCREENS into DOODLE or KOALA TYPE PICTURES w/FULL COLOR! **SUPER FAST SAVE** of EXPLODE! SCREENS as KOALA or DOODLE FILES w/COLOR. **SUPER FAST LOADING** with COLOR RE-DISPLAY of DOODLE or KOALA files. **SUPER FAST LOAD or SAVE** can be turned OFF or ON without AFFECTING THE REST of SUPER EXPLODE'S FEATURES. The rest of EXPLODE! V5.0 is still active. **SUPER EASY LOADING and RUNNING** of ALL PROGRAMS from the DIRECTORY. **SUPER BUILT-IN TWO WAY SEQ. or PRG. file READER** using the DIRECTORY. NEVER TYPE a FILE NAME AGAIN when you use SUPER EXPLODE'S unique LOADERS.

CAPTURE 40 COLUMN C or D-128 SCREENS! (with optional DISABLE SWITCH).

All the above features, and much more!
PLUS A FREE UTILITY DISK w/SUPER EXPLODE!
MAKE YOUR C-64, 64-C or C-128*, D-128* SUPER FAST and EASY to use. THE BEST THING of ALL... IS THE PRICE!!! still only \$44.95 or w/disable \$49.95.

*Note UP GRADES for V5.0 are offered to V4.1 owners only.

\$20.00, w/dis add \$5.

**Note V4.1 owners w/disable will be sent V5.0 w/disable for only \$20.00

ONLY
\$44⁹⁵

All units come w/90 day WARRANTY. All orders add \$3 for UPS BLUE LABEL S/H. UPS BLUE available only in 48 states. FOREIGN ORDERS are US FUNDS +\$6.35 S/H. ORDER BOTH EXPLODE! V5 & VIDEO BYTE II together and receive FREE!! UPS S/H. ***Note all SALES are FINAL, 90 DAY WARRANTY covers PARTS & LABOR ONLY. All SOFT GROUP UTILITY DISKS COME w/built-in CATALOG of PRODUCTS.

Circle Reader Service * IN 64 MODE ONLY
Number 119

TO ORDER CALL 1-708-851-6667

IL RESIDENTS ADD 6% SALES TAX

PLUS \$3.00 S/H. NO C.O.D'S. FOREIGN ORDERS U.S. FUNDS ONLY \$6.35 S/H. Personal Checks 10 Days to Clear

THE SOFT GROUP, P.O. BOX 111, MONTGOMERY, IL 60538



www.commodore.ca

machine language programming

Jim Butterfield

It's often confusing to read about interrupt programming. Part of the problem is this: The 6502-based chip itself handles interrupts in a certain way, but the typical programmer sees the interrupt after it's been processed with extra code. Some of the more important points about interrupts are covered in the paragraphs which follow.

An Overview

There are two kinds of interrupt: IRQ and NMI. The interrupt signal arrives at one of two pins on the microprocessor chip. Whichever interrupt is invoked, the same thing happens: The current instruction is completed, essential data is pushed to the stack, and then the processor vectors to an interrupt-handling program. The address to which the processor will go—the vector—is stored at locations \$FFFE-\$FFFF (65534-65535) for an NMI interrupt, and at \$FFFA-\$FFFB (65530-65531) for an IRQ interrupt.

There are primarily two differences between an IRQ and an NMI interrupt. The first is that an IRQ interrupt can be masked or blocked by use of the SEI (SEt Interrupt disable) command. The NMI (Non-Maskable Interrupt) cannot be blocked; it takes effect whether or not the interrupt disable bit in the status register has been set.

The second difference is that the IRQ is level-triggered. This means that whenever a certain voltage is present at the IRQ pin, the processor will go into its interrupt action unless masked. Suppose that this has happened, and the processor has done all its interrupt work, concluding with RTI (ReTurn from Interrupt). If the voltage is still present at the pin, the processor will immediately interrupt again. This means that the programmer must be sure that the interrupt program turns off the interrupt signal.

The NMI, on the other hand, is edge-triggered. When the voltage on the NMI pin switches from off to on, the voltage change (the *edge*), will cause the NMI interrupt to occur. In principle, there is no need to turn off the NMI signal, since the NMI will not trigger again until a new edge is seen. In practice, you often want to turn off the NMI signal since you can't get a new edge trig-

ger until the voltage has been released to its rest state.

On Commodore machines, we don't control the interrupts at their normal hardware vector addresses; these addresses are fixed in ROM. Instead, we're given secondary software addresses where our programs can take control. By the time the interrupt program gets to these secondary addresses, it has done some extra work, such as saving registers A, X, and Y. On the Commodore 64, 128, and VIC-20, these software interrupt vectors are at \$314-\$315 (788-789) for the IRQ, and at \$318-\$319 (792-793) for the NMI.

On the 64 and VIC-20, the IRQ is set up to trigger 60 times per second. The interrupt program does useful work on the cursor, the keyboard, and the clock, so you must not switch it out unless you do so briefly. On the 128, the IRQ might be triggered more often, usually to create music or screen effects.

The central principle of interrupt coding is this: Keep your interrupts as short as possible. Extra work, if needed, can usually be done by a background (noninterrupt) program.

A Quick Program

Let's write a very short interrupt-driven program. We'll point the NMI vector to it so that we can trigger it by pressing the RESTORE key (the RESTORE key connects directly to the NMI).

This program counts the number of times RESTORE is pressed. This value is displayed by BASIC (the background program). You can press RESTORE very quickly. Chances are that you won't be able to press this key as fast as the program can read it. Note that RESTORE, since it's not read by the IRQ routines, can be detected much faster than other keys.

Here's our program, written for the Commodore 64 only.

```
033C INC $0360
033F JMP (normal NMI code)
```

We'll use BASIC to divert the NMI vector to \$33C (decimal 828). Whenever the RESTORE key is pressed, the value 1 is added to the contents of address \$360 (decimal 864). Then the program goes to the normal NMI routine, which doesn't do anything unless the communications lines are active or the RUN/STOP key is being held down.

Interrupt Programming

We POKE the above program into place from BASIC. BASIC also places the address of the normal NMI service routine into the program, taking it directly from the software vector at locations 792-793.

```
100 DATA 238,96,3,76
110 FOR J=828 TO 831
120 READ X:POKE J,X:NEXT J
130 POKE 832,PEEK(792)
140 POKE 833,PEEK(793)
```

Now that we've copied the NMI vector into our program, we change the NMI vector so that it points to our program. If the NMI were active, we could get into serious trouble halfway through the switch, when only half the address is changed. And remember that we cannot ever fully disable the NMI. But we should be safe here. Can you recognize the address \$033C in the two bytes that we POKE?

```
150 POKE 792,60:POKE 793,3
```

The NMI is now connected to our program. Each tap on the RESTORE key advances the value in address \$0360 (decimal 864). We initialize BASIC to whatever value is there and then track it.

```
160 X=PEEK(864)
```

Now for the BASIC "following" loop and extra code to test for the program end.

```
170 Y=PEEK(864)
180 IF X=Y GOTO 220
190 N=N+1
200 X=X+1:IF X=256 THEN X=0
210 GOTO 170
220 IF N=N0 GOTO 250
230 N0=N
240 PRINT N;"RESTORE PRESSES DETECTED"
250 GET K$:IF K$="" GOTO 170
260 POKE 792,PEEK(832)
270 POKE 793,PEEK(833)
280 PRINT "PROGRAM ENDED."
```

The BASIC program isn't super-fast. A quick finger on the RESTORE key can cause the pulses to come in faster than BASIC can count them. But BASIC eventually catches up as it tracks the interrupt's lightning-speed count.

Pressing a key other than RESTORE stops the program. At that time, the program tidies up by restoring the NMI vector to its original value.

The new Star Multi-Font. How did Star get it all in there?

Friction and Tractor
Feeds Built-in

High-Resolution Graphics
(216 x 240 dpi)

Paper-Parking
Built-in

Four Fonts
Built-in

High Speed Built-in
(144 cps Draft; NLQ at 36 cps)

Commodore Interface
Built-in

It wasn't easy. But, we built an incredible number of features into the Star NX-1000C Multi-Font™. So now you and your Commodore can be as creative as you like.

The best feature in this new Star printer is built into its name—Multi-Font. It has four built-in type fonts that give you twenty different print style options. Just mix these fonts in with its high-resolution graphics to make great looking reports, greeting cards, posters—whatever you want.

And the list of built-in features goes on—

there's impressive speed in both draft and near letter quality. And an automatic single sheet feed. Plus, a paper-parking mechanism that lets you use single sheets without removing tractor paper. And the Multi-Font's easy-to-use push button control panel gives you command of over thirty-five functions.

Whether it's for serious work or serious play, the Star NX-1000C Multi-Font has so much built-in, you'll get more out of your Commodore. To find out where you can see the Multi-Font, call 1-800-447-4700.

star
micronics

The ImagePower™ Printers
www.commodore.ca

STATE·OF·THE·ART

Sports

HOT New Games That Put the 64 in Overdrive

Tom Netsel

OK ... so we've all heard about software that takes the 64 to its limits. But here are three new sports games that put the 64 into another dimension—and an inside look at the designers behind them.

John Madden Football

No detail is spared when two 11-men teams take the field in *John Madden Football*.

From the opening kickoff to the closing gun, the performance of each player in this Electronic Arts release is based on such sports factors as speed, endurance, fatigue, passing, and running abilities. A real game often is affected by the weather, so you can call for heat, rain, cold, or snow when you play.

Madden works as an action game, where you control the players, or as a statistical game, where you call the shots as coach. Watch the action from behind and above the line of scrimmage and then move in closer once the ball is snapped. Graphics are not outstanding, but they adequately depict the actions and tasks of all 22 players.

When Robin Antonick, the designer of *John Madden Football*, finished his football days at Principia College in Illinois, his appetite for the game was far from satiated. His partners in his computer software business failed to express an interest in

SHOW ROSTER		TEAM: ALL-TIMERS	
LINE	NAME	POS	RATINGS
19	JOHNNY	QB	D6F5P7R2T2Q3S2H7L6C7E8
19	SAMMY	QB	D7F4P6R3T1Q3S4H7L6C5E7
14	DUTCHMAN	QB	D6F4P6R1T2Q1S2H5L8C6E7
32	BROWN	FB	D9F6B3P2R9Q8T8S6H3L2H3
66	MARION	FB	D8F7B4P4R7Q6T8S4H3L2H2
30	BRONCO	FB	D8F8B5P4R6Q5T8S3H3L1H1
40	CALE	HB	D7F4B1P1R9Q9T5S8H4L3H4
24	VAN BUREN	HB	D8F6B2P2R6Q7T6S7H3L3H2
17	GRANCE	HB	D4F5B1P1R8Q8T6S8H4L3H3
39	THE KING	HB	D8F4B1P1R8Q7T4S7H3L2H3
17	HUDSON	FL	D9F6B1P1R4Q8T2S8H7L7H8
21	LEN E. MORE	FL	D8F6B1P1R6Q8T3S7H6L5H7
81	CRAZYLEGS	SE	D6F5B1P0R5Q9T2S7H7L8H7
82	BARRY	SE	D9F9B1P1R1Q5T2S5H9L5H9
79	FEERS	TE	D9F6B4P3R5Q5T5S5H7L4H6
87	HACKEY	TE	D8F6B7P5R2Q5T6S4H8L4H6
88	DANTE	TE	D8F6B4P3R5Q5T5S5H7L6H7
61	WINE	UB	D9F7B4P3R5Q5T5S5H7L6H7
60	BEDROCK	C	D9B7P6S3
		C	D9B7P6S2

developing a football game, so Antonick took a week's vacation and spent 120 hours working on a prototype. Electronic Arts liked the initial program and a short time later agreed to a contract.

The rest is history—except for five years of work and development

that went into the product before it hit the streets as *John Madden Football*. "I would guess that there were 12 to 15 man-years in the product before we shipped the first Apple version in 1989," Antonick says.

Antonick wanted to convey the feeling of teamwork he experienced

www.commodore.ca

on a football team, where each player has a specific assignment for every play. He lets you choose from 20 offensive and 20 defensive tasks to assign each player in *Madden*. Have players run, pitch, hand off, pass, bump and run, blitz, play man to man, block punts, or return kicks. And just as human players have different talents, players also bring different skills to a game. Rate your players from 0 to 9 in as many as 11 different playing skills, including running, ball handling, speed, strength, and zone coverage.

About two years into the development of the game, John Madden was signed to the project. All the plays distributed with the game come from the playbook Madden used when he coached the Oakland Raiders. You can choose from about 80 offensive and 80 defensive plays that come in a book with each game, and you can design your own plays.

Madden added more than just his name to the package. He worked with Antonick and the staff in numerous

sessions, providing valuable insight to the game of professional football. "He gave added depth that helped implement the product," Antonick says. "He made the product significantly deeper and made it more legitimate as a football simulation."

One of Madden's fundamental football concepts is the one-on-one match-up. He wants to know how his right guard matches up against the player's opposite number. If he has a positive match-up, Madden exploits that situation during a game.

In the Madden Report, you can compare two teams and find out where your positive match-ups are. When two players come into conflict, all their personal ratings are consulted and evaluated. If a player with a rating of 5 repeatedly goes against a player with a rating of 7, that play isn't going to work. These factors are all modeled. When teams with various strengths and weaknesses meet, what worked in one game may not prove successful in another. There's enough depth here to orchestrate a

game on a player-by-player basis, the way Madden did.

If you don't care about going into that much depth, let the computer make decisions for you. There is also a Quick Game option. Call from only nine plays or grab the joystick and take control yourself.

Antonick is particularly proud of the game's artificial intelligence and the way players can be assigned tasks. A running back, for example, can be told to run, block, run for daylight, or check swing. Tell him to run and he goes a predetermined route. If he goes for daylight, he looks for a hole and selects his own path. In a check swing, he first looks to block a blitzing linebacker before moving out into the flat as a possible receiver.


While Antonick has two or three game scripts in development, football is still his main interest. He wants to take the computerized version of the game to new levels, but it may take a while before he perfects it. "I feel I'll be able to do the ultimate football game in about ten years," he says.

ABC's Monday Night Football

Data East is a company whose roots are in arcade translations, but about two years ago it decided to enter the sports arena with a computerized football game. Its marketing strategy calls for a product that's known to the consumer, so officials searched for a name associated with football. "We sat down and brainstormed," says game producer Denny Thorley, "and, clearly, we felt the best football license available was 'Monday Night Football.'"

Data East officials contacted ABC and struck up a good relationship with the television network that produces the popular TV sports show that's watched each week during football season by more than 60-million viewers. Scott Orr was called in to design the game, and he was joined by Michael Knox and Troy Lyndon. ABC's *Monday Night Football* was on its way.

ABC provided videotapes, and sportscaster Frank Gifford read several scripts that were digitized and incorporated into the game. Some of the images for the game's optional cheer-



leaders came from footage taken from the 20th-anniversary show of "Monday Night Football."

"We knew what some of the competition had done, so we took the approach of bringing the player closer

to the game," Thorley says. As a result, players are larger and are drawn with more detail than those found in *John Madden Football*. "And we really wanted to make an impact with the game's audio quality by including dig-

STATE • OF • THE • ART SPORTS

itized sound," Thorley adds.

Another area where Thorley felt they could make significant strides was in giving players different choices in play selections. Through focus testing, it was found that many players chose plays depending on how many yards they needed for a first down. Rather than thinking in terms of exact distances, they usually looked for plays good for short or long yardage and called for an appropriate play. "So we broke play selection down into short-, medium-, and long-play selections," Thorley says. Players can select from 30 offensive or nine defensive plays that best fit their needs.

With the MNF interface, once the quarterback has the ball, the player can cycle through and view all available receivers. The screen's view then changes to show whether the receiver

selected is open or not. If a quarterback plans to pass but sees that his receivers are still running their patterns or are too closely guarded, he has the option of handing the ball off to a running back.

If you want to design your own plays, switch to the Playmaker Utility. "You actually control how the offensive line blocks, whether the tight end blocks or goes out on a pattern, and how the halfbacks move to the line," Thorley says. "You literally have control of all 11 players, and you can create your own playbook."

One unique MNF option allows two human players to compete against the computer. One acts as quarterback and hands or passes the ball to the other who then tries to evade the computer-controlled defense.

Players can tailor important team members to set a team's strengths and weaknesses. To make a quarterback a better passer, he gives up some running ability. Backs can be strong in running or handling, but not both. Receivers can be fast runners or good receivers. In this way, you can construct a team that has a strong running game or has a quarterback with a golden arm. ▸

Omni-Play Horse Racing



While the major team sports are well represented in the computer market, SportTime is a company that started off by producing sports games that wouldn't get lost in the competition. "One of the safest ways to do that is to take a sport that is not in the mainstream," says Ed Ringler, president of SportTime and designer of *Omni-Play Horse Racing*, *Omni-Play Basketball*, and other sports programs. "Everyone expects baseball or football, but the first main sport we did was *SuperStar Ice Hockey*."

That program proved successful,

and other developers soon realized that ice hockey is a viable sport. Ringler still looks for unique products and strives for innovation.

"Horse racing is a major sport, but it had never been properly done," he says. "Perhaps its association with handicapping and gambling has kept many players away from it, but horse racing is considered the largest spectator sport in America. With that kind of marketing research upon us, it seemed strange not to offer that sport in a computer simulation."

Up to four human players can test their handicapping skills against

New Sports Titles on the Way

Accolade: New titles from Accolade arriving shortly are *Heatwave: Offshore Superboat Racing*, *Jack Nicklaus Presents the International Course Disk*, *The Cycles: International Grand Prix Racing*, *European Challenge*, *Muscle Cars*, and two scenery disks for *The Duel: Test Drive II*.

Cinemaware: *TV Sports: Football* offers a 28-team league, 16 games, and post-season playoffs. Graphics resemble what you'd see on television. Teams vary in their offensive and defensive abilities, and no two plays are ever executed alike. You can play against a friend or challenge the computer. While your game is under way, other league games are being played, and their running scores are displayed on your screen. This game is now available.

Data East: Its next release is *Bo Jackson Baseball*. (For details, see this month's "Commodore Clips" column.) The development team that created *Monday Night Football* is now working on a basketball product that should be out sometime in the fall. Contracts have yet to be signed, but it's expected that several NBA stars will be associated with it. It also will incorporate the downloading of statistics. "I promise you," producer Dennis Thorley says, "it will be the hottest basketball game going."

Electronic Arts: Driving enthusiasts should look for *Ferrari: Formula One* this spring.

Medalist International: Two new products are on the way. *Stunt Track Racer* offers three-dimensional speedways that rise hundreds of feet above the ground and includes several obstacle-covered tracks where each track requires a different driving skill. *RVF Honda* is a simulation of Formula One motorcycle racing with competition on eight national tracks, as well as International Circuit racing.

MicroLeague Sports: *MicroLeague Sports Wrestling* features digitized video action and real WWF stars, including Hulk Hogan. Strategy, not eye/hand coordination, determines the winners of these action matches.

19 computer opponents in *Omni-Play Horse Racing*. In addition to betting on Win, Place, or Show, players can expect big payoffs if they hit with a Triple, Exacta, or Quinella. The game is filled with stats on each of 128 horses and 15 jockeys. Study the track condition and a horse's history and abilities, and then check the jockey and his mood as you try to pick a winner. If you're stuck for a choice, try buying a tip from one of several track characters.

The graphics in *Horse Racing* are especially impressive. They include a dual-scrolling background and track to give an impression of depth. To get the most out of a 64, Ringler didn't accept the machine's eight-sprite limit. That's evident when nine horses are on a track at one time. "There's some very, very careful management of sprite locations and interrupt-driven changes, and all kinds of fancy things going on," he says. "There's an awful lot of bitmapped animation. Even the sprites of the horse are handled with bitmapping technology. There's no way you could have those nine horses using just sprites. We're applying IBM- and Amiga-like technology to the 64."

In SportTime's *Omni-Play* series, every game is expandable through the addition of optional modules. A Stable Owner's package is *Horse Racing's* first option module. With it you try to put together a stable of horses and build a career for yourself. You own the horses, you hire jockeys, and, based on their abilities and skill, you decide which races to enter.

The Jockey Competition module is arcade-like and should appeal to younger players. Here, you compete against 14 other jockeys in trying to gain experience and win races.

In a module called Track 3, you view the race from the jockey's perspective. Instead of watching the race from the stands, you're on the horse's back. "We've taken a lot of auto-racing concepts and put them into the world of horse racing," Ringler says. "Now you are the jockey. You're on the horse's back, and you are actually riding him, watching the railing flash by and deciding when to speed up, slow down, or to use the whip."

After spending more than two years developing *Horse Racing*, Ringler said he felt it was a shame to have it run into a dead end with an oval track. "We've got all these horses, all these graphics, all this code—why don't we have a more interesting track?" he asked.

To answer his own question, a new feature under development for the Track 3 module is a track-construction option. Instead of racing around an oval track, players can add scenery and race cross-country. There will be turns, intersections, trees, and obstacles normally found in a rural countryside. "You have pieces that you can rotate and place on a master board," Ringler says. "Then you can sample different sections of the course by running them in a 3-D perspective." As with any of the *Omni-Play* series, you can combine modules to add a whole new dimension to horse racing.

An admitted drawback to *Horse Racing* is the slow loading forced on it by the Commodore disk drives. Ringler himself recommends a fast loader of some kind. "Unfortunately, the longest horse race takes only two minutes and then the game moves into other sections, requiring another load," he says. There's a lot of data being loaded and processed. The 64 is so pushed with data for graphics, animation, and statistics that there simply is no room for a built-in fast-loading routine. Despite this, Ringler says he gets positive feedback about the program from 64 owners who don't have fast loaders.

6

Designers Speak Out!

Data East's Dennis Thorley on the 64:

We've felt that the Commodore 64 user has been sadly neglected. Data East has a significant interest in the 64, and we are still bringing out major titles for it. A lot of other publishers have abandoned it, but our philosophy now is that we will continue to support the 64 with what we feel are good titles. We don't just shove out everything for the 64 that we get from Europe. We've had very good luck with *Batman* and *Batman—the Movie*. With *Monday Night Football*, sales figures have been very, very impressive. So we feel there's still a market out there and there's a way we can be financially successful supporting that market.




SportTime's Ed Ringler on substance in games:

We're not just making videogames, we're making sports simulations. When we get into a sport, accuracy and depth are very important to us. There's far too much flash in the industry and not enough substance. Graphics and sound are important, but computers are about simulations and having fun. If I wanted a great picture, I'd go out and buy a 35mm camera. We're spending thousands of dollars on computer equipment to approach the video quality of an 80-cent photograph. We need to focus on what a computer can do that's unique. Having it generate pretty pictures and sound is not enough.



Electronic Arts' Robin Antonick on concepts:

I believe it really comes down to the artist who does the product. There's at least as much machine in the 64 as there is in the Nintendo. What it really boils down to is the concept and execution. I'm hoping that we as a community of artists and programmers are becoming more mature and are better understanding the medium and the concept of interactivity. We still spend too much time in the bowels of the machine and not enough time working on the idea. There are some great concepts out there that we haven't discovered that can be done with the least powerful machine. When you think of the power of the 64 as an interactive tool compared to some other medium, such as the television, there's a tremendous amount that we can do with a Commodore 64.



COMPUTE!'s Gazette

Author's Guide

Here are some suggestions which serve to improve the speed and accuracy of publication for prospective authors. *COMPUTE!'s Gazette* is primarily interested in new and timely articles on the Commodore 128 and 64. We are much more concerned with the content of an article than with its style, but articles should be as clear and well explained as possible.

The guidelines below will permit your good ideas and programs to be more easily edited and published.

1. The upper left corner of the first page should contain your name, address, telephone number, and the date of submission.

2. If your article is specifically directed to one model of computer, please state the model name. In addition, *please indicate the memory requirements of programs*. The model name and memory requirements should appear in the upper right corner of the first page.

3. The underlined title of the article should be placed about 2/3 of the way down the first page.

4. Following pages should be typed normally, except that in the upper right corner there should be an abbreviation of the title, your last name, and the page number—for example: Memory Map/Smith/2.

5. All lines within the text of the article must be double- or triple-spaced. A one-inch margin should be left at the right, left, top, and bottom of each page. No words should be divided at the ends of lines. And please do not right-justify. Leave the lines ragged.

6. Standard typing or computer paper should be used (no erasable, onionskin, or other thin paper), and typing should be on one side of the paper only (upper- and lowercase).

7. If you are submitting more than one article, send each one in a separate mailer with its own disk.

8. Short programs (under 20 lines) can easily be included within the text. Longer programs should be separate listings. *It is essential that we have a copy of the program, recorded twice, on disk.* If your article was written with a word processor, we request that you include a copy of the text file on disk. If you include a copy of your article on disk, please save the article as plain text, without any special formatting characters or control codes. Most word processors provide an option for saving a document as plain ASCII text or in unformatted form. The disk should be labeled with your name and the title of the article. Disks need to be enclosed within plastic or cardboard mailers (available

at photography, stationery, or computer supply stores). If possible, programs written in machine language or a compiled language should include source code (or an annotated disassembly if the program was written with a machine language monitor).

9. A good general rule is to spell out the numbers zero through ten in your article and write higher numbers as numerals (1024). The exceptions to this are Figure 5, Table 3, TAB(4), and so on. Within ordinary text, however, the zero through ten should appear as words, not numbers. Also, symbols and abbreviations should not be used within text: Use *and* (not &), *reference* (not ref.), *through* (not thru).

10. For greater clarity, use all capitals when referring to keys (RETURN, CTRL, SHIFT), BASIC words (LIST, RND, GOTO), and the language BASIC. Headlines and subheads should, however, be initial caps only, and emphasized words are not capitalized. If you wish to emphasize, underline the word; then it will be italicized during typesetting.

11. Articles can be of any length—from a single-line routine to a multiple-issue series. The average article is about four to eight double-spaced, typed pages.

12. We do not consider articles which are submitted simultaneously to other publishers. If you wish to send an article to another magazine for consideration, please do not submit it to us.

13. *COMPUTE!'s Gazette* pays between \$200 and \$1,200 for articles. In general, the rate reflects the length and quality of the article. Payment is made upon acceptance. Following submission (to Editorial Department, *COMPUTE!'s Gazette*, P.O. Box 5406, Greensboro, North Carolina 27403), it will take from four to eight weeks for us to reply. If your work is accepted, you will be notified by a letter which will include a contract for you to sign and return. *Rejected manuscripts are returned to authors who enclose a self-addressed, stamped envelope.*

14. If your article is accepted and you subsequently make improvements to the program, please submit an entirely new disk and a new copy of the article reflecting the update. We cannot easily make revisions to programs and articles. It is necessary that you send the revised version as if it were a new submission entirely, but be sure to indicate that your submission is a revised version by writing *Revision* on the envelope and the article.

15. *COMPUTE!'s Gazette* does not accept unsolicited product reviews.

A Guide to Commodore User Groups

Part 1

Edited by Liz Casey

This annual *Gazette* feature provides an up-to-date list of user groups across the U.S., throughout Canada, and around the world. Part 1 includes states A through M (Alabama-Montana). Under each state heading, the groups are listed in order according to ZIP code.

User Groups from the remaining states (Nebraska-Wyoming), from APO sources, and from foreign countries will be listed next month.

If your group does not appear in this list, send your club name, address, and bulletin board service telephone number (if available) to

Commodore 64/128 User Group Update

COMPUTE!'s Gazette

P.O. Box 5406

Greensboro, NC 27403

Your group will be listed in "User Group Update" in a future issue.

Note: When writing to a user group for information, please remember to enclose a self-addressed envelope with postage that is appropriate for the country to which you're writing. COMPUTE! Publications does not condone the use of its user group lists by individuals or user groups for the purpose of buying, selling, or trading pirated software. Should we discover any group participating in any such illegal and unethical activity, the club's listing will be permanently deleted from our files.

ALABAMA

Valley Commodore Users Group (VCUG),
P.O. Box 835, Decatur, AL 35602-0835
Scottsboro Commodore Users Group, Rt. 5
Box 255, Scottsboro, AL 35768
Coosa Valley Commodore Club (CVCC),
P.O. Box 1893, Gadsden, AL 35902-1893
Amiga/Commodore Club of Mobile,
3868-H Rue Maison, Mobile, AL 36608
Commodore Mobile Users Group
(CMUG), P.O. Box 9524, Mobile, AL
36691-0524

ALASKA

Anchorage Commodore Users Group
(ACUG), Box 104615, Anchorage, AK
99510 (BBS# 907-349-7467)
Sitka Commodore Users Group, P.O. Box
2204, Sitka, AK 99835

ARIZONA

Arizona Commodore Enthusiasts (ACE),
P.O. Box 46227, Phoenix, AZ 85063
Arizona Commodore Users Group, P.O.
Box 27201, Tempe, AZ 85282

Gila Hackers, Rt. 1 Box 34, Globe, AZ 85501
Catalina Commodore Computer Club,
P.O. Box 32548, Tucson, AZ 85751-2548
(BBS# 602-790-6751)

Prescott Area Commodore Club (PACC),
P.O. Box 4019, Prescott, AZ 86301

ARKANSAS

IBM-Commodore-Amiga (ICOM) Net-
work, 1821 Breckenridge Dr., Little Rock,
AR 72207

Triple-D 64, P.O. Box 301, Reyno, AR
72462

The Personal Touch C.U.G., c/o 503 Kay-
lynn Dr., Walnut Ridge, AR 72476 (BBS#
501-886-1701)

CALIFORNIA

Orange County Commodore Club
(OCCC), 7950 Puritan St., Downey, CA
90242

South Bay Commodore User's Group,
15904 S. Vermont Ave., Gardena, CA
90247 (BBS# 213-545-8653)

Commodore 64 West User Group, 2306 W.
180 St., Torrance, CA 90504

Southern California Commodore Users
Group, 11018 E. Rosecrans Ave., Suite
203, Norwalk, CA 90650 (BBS# 213-864-
2105)

Commodore Helpers of Long Beach, 3736
Myrtle Ave., Long Beach, CA 90807

California Area Commodore Terminal
User Society (CACTUS), P.O. Box 1277,
Alta Loma, CA 91701

Association for Sharing Commodore
Information (ASCI), 6160 Malvern Ave.,
Rancho Cucamonga, CA 91701-3736

C128 West Commodore 128 User Group,
c/o John P. Calhoun, 17047 Devanah St.,
Covina, CA 91722 (BBS# 714-598-1755)

Commodore User Groups, Part 1

Temple City Commodore Users Group (TCCUG), 9317 E. Olive St., Temple City, CA 91780

East County Commodore Users Group, P.O. Box 21399, El Cajon, CA 92021

Oceana-64 Commodore User Group, 1004 Plover Way, Oceanside, CA 92056

General Dynamics CRA Commodore Computer Club, General Dynamics Electronics, MZ-7234A, P.O. Box 85310, San Diego, CA 92138-5310

Club-64 (San Bernardino), P.O. Box 514, Patton, CA 92369

Victor Valley Commodore Interest Association (VVCIA), P.O. Box 385, Victorville, CA 92393-0241

Commodore Users Group of Riverside (CUGR), P.O. Box 8085, Riverside, CA 92515

Coast Commodore Club (CCC), P.O. Box 1497, Costa Mesa, CA 92628 (BBS# 714-979-8333)

Commodore Technical User Group (CTUG), P.O. Box 1497, Costa Mesa, CA 92628

Power Surge, c/o Orangewood Academy, 13732 Clinton Ave., Garden Grove, CA 92643

Coastline Commodore Club, 20311 Ravenwood Ln., Huntington Beach, CA 92646

South Orange Commodore Klub (SOCK), 25401 Champlain Rd., Laguna Hills, CA 92653

Ventura Commodore Club, 123 Howard St., Ventura, CA 93003

Commodore Computer Club, 55 Beverly Dr., Camarillo, CA 93010

CIVIC64/128, P.O. Box 2442, Oxnard, CA 93034-2442

A Bakersfield Area Commodore Users Society (ABACUS), P.O. Box 40334, Bakersfield, CA 93384 (BBS# 805-324-8217)

Simply Users of Computers Combining Experience for Strength and Success (SUCCESS), 64 Almond Crest Ct., Paso Robles, CA 93446 (BBS# 805-238-7359)

Central Coast Commodore Users Group, 4237 Plumeria Ct., Santa Maria, CA 93455 (BBS# 805-934-2216)

Fresno Commodore User Group/64UM, P.O. Box 16098, Fresno, CA 93755 (BBS# 209-226-5313)

PLUG (Plus/4 Users' Group), P.O. Box 1001, Monterey, CA 93942

PETCETERA-on-the-Air, 525 Crestlake Dr., San Francisco, CA 94132

North Bay User's Group (NBUG), P.O. Box 7156, Vallejo, CA 94590 (BBS# 415-643-6284)

64/More Commodore User Group, P.O. Box 26811, San Jose, CA 95159-6811

Valley Computer Club, P.O. Box 310, Denair, CA 95316

Sacramento Commodore Computer Club, P.O. Box 13393, Sacramento, CA 95813-3393

Marysville-Yuba City Hub Area Commodore Club (HACC), 7127 Arrowhead Tr., Browns Valley, CA 95918-9630 (BBS# 916-674-1703)

North Valley Commodore Users Group (NVCUG), P.O. Box 7658, Chico, CA 95927

Hub Area Commodore Club (HACC), 743 Jewell Ave., Smartsville, CA 95977 (BBS# 916-674-1703)

Commodore Owners Users Group of Redding (COUGOR), 1012 Layton Rd. #20, Redding, CA 96002

Redding Commodore User Group, P.O. Box 493762, Redding, CA 96049

The Classic 64 Preservation Society, 660 Walton Dr., Red Bluff, CA 96080 (BBS# 916-527-0975)

Elf Brigade Swipe Swap, P.O. Box 173, Red Bluff, CA 96080 (BBS# 916-527-0975)

COLORADO

Colorado Commodore Computer Club, 1192 S. Nome St., Aurora, CO 80012 (BBS# 303-341-1427)

Colorado Plus Four Forum, 1340 Fillmore St., Denver, CO 80206

Ft. Collins C3, P.O. Box 2051, Ft. Collins, CO 80522

Front Range Commodore Club, P.O. Box 272, Niwot, CO 80544-0272

Western Slope Commodore Users Group, 3125-B Lakeside Dr., Grand Junction, CO 81506

CONNECTICUT

Capital Region Commodore Computer Club (CRCCC), P.O. Box 2372, Vernon, CT 06066

Hartford County Commodore Users Group, P.O. Box 8553, East Hartford, CT 06108

Eastern Conn. Commodore Users Group, P.O. Box 136, Hebron, CT 06248 (BBS# 203-228-1031)

The New London County Commodore User's Group (NLCCUG), P.O. Box 697, Groton, CT 06340 (BBS# 203-848-1986)

Computer Users Group, 6 Saner Rd., Marlborough, CT 06447

The Naugatuck Valley Commodore Users Group, P.O. Box 622, Waterbury, CT 06720

Stamford Area Commodore Society (SACS), P.O. Box 2122, Stamford, CT 06906-0122

DELAWARE

First State Commodore Club, P.O. Box 1313, Dover, DE 19903

The Commodore U.S.A. Club, Rt. 2 Box 329, Delmar, DE 19940

Wicomico Commodore Users Group, 913 Grove St., Delmar, DE 19940

FLORIDA

Port Orange Commodore User Group (POCUG), 1244 Thomasina Dr., Port Orange, FL 32019

Public Domain Users Group, P.O. Box 1442, Orange Park, FL 32067

Welaka Commodore Users Group, P.O. Box 1104, Welaka, FL 32093-1104

Commodore Computer Club of Jacksonville, 6956 Mauldin Ln., Jacksonville, FL 32244

Dinosaur 64, c/o Robbin Tate, Madison, FL 32340-5118

Commodore User Group of Pensacola, P.O. Box 36367, Pensacola, FL 32516 (BBS# 904-456-8205)

Commodore Milton User Group (CMUG), P.O. Box 225, Milton, FL 32572

Gainesville Commodore User Group, P.O. Box 14716, Gainesville, FL 32604-4716

Titusville Commodore Club, 890 Alford St., Titusville, FL 32796 (BBS# 407-269-2169)

Central Florida Commodore Users' Club, P.O. Box 547326, Orlando, FL 32854-7326

Video Juegos de Costa Rica, P.O. Box 149010, Coral Gables, FL 33114-9010

Miami Individuals with Commodore Equipment (MICE), 11110 Bird Rd., Miami, FL 33165 (BBS# 305-253-1494)

Tampa Commodore User's Group, P.O. Box 260973, Tampa, FL 33685-0973

Charlotte County Commodore Club (CCCC), P.O. Box 512103, Punta Gorda, FL 33951-2103

Bits and Bytes Computer Club, 1859 Neptune Dr., Englewood, FL 34223

Mana Sota Commodore Users Group (MSCUG), P.O. Box 698, Oneco, FL 34264-0698 (BBS# 813-748-7513)

Ram-Rom 84 Commodore Users Group, P.O. Box 3880, Venice, FL 34293-3880 (BBS# 813-484-9139)

Commodore Brooksville User Group (CBUG), P.O. Box 1261, Brooksville, FL 34605

Clearwater Commodore Club, P.O. Box 11211, Clearwater, FL 34616

Gulfcoast 64's Commodore Users Group, P.O. Box 11180, Clearwater, FL 34616 (BBS# 813-584-6040)

Suncoast Commodore Club, P.O. Box 6628, Ozone, FL 34660-6628

Lake/Sumter Commodore Users Group, P.O. Box 416, Leesburg, FL 34749

Starcom User's Group Martin County, P.O. Box 1446, Port Salerno, FL 34992

GEORGIA

Metro Atlanta Commodore Klub (MACK), P.O. Box 813481, Smyrna, GA 30081 (BBS# 404-590-7114)

Stone Mountain Users Group (SMUG 64/128), P.O. Box 1762, Lilburn, GA 30226 (BBS# 404-925-8829)

Commodore Format User's Group, P.O. Box 91541, East Point, GA 30364 (BBS# 404-768-1908)

Athens Commodore Users Group, One Beech Haven, Athens, GA 30606

Commodore Users Group of Columbus, Georgia, 960-B Michael St., Columbus, GA 31905-5122 (BBS# 404-568-1632)

HAWAII

Commodore Hawaii Users Group (CHUG), P.O. Box 23260, Honolulu, HI 96822 (BBS# 808-672-6483)

IDAHO

Pocatello Commodore Users Group (PCUG), Rt. 2 Box 48E, Pocatello, ID 83202 (BBS# 208-237-6935)

PFP 64 Software Exchange, 742 E. 19th, Jerome, ID 83338

Banana Belt Commodore Users Group (BBCUG), P.O. Box 1272, Lewiston, ID 83501

GEM-64, Ken Rosecrans, 407 N. DeClark, Emmett, ID 83617

Commodore Treasure Valley/Boise Users Group (TV/BUG), P.O. Box 6853, Boise, ID 83707

ILLINOIS

United Northern Computer Learning Exchange (UNCLE), 533 N. 4th Ave., Des Plaines, IL 60016 (BBS# 312-338-6500)

Great Lakes Commodore Club, P.O. Box 322, Lake Bluff, IL 60044

Computers West, P.O. Box 3357, Glen Ellyn, IL 60138-3357

SouthWest Regional Association of Programmers/64 Users Group (SWRAP), P.O. Box 342, Bedford Park, IL 60499-0342

CCR Commodore Club, P.O. Box 10022, Rockford, IL 61131-0024

Knox Commodore Club, P.O. Box 494, Galesburg, IL 61402-0494 (BBS# 309-344-5042)

Canton Area Commodore Users Group, P.O. Box 61, Canton, IL 61520

Meeting 64/128 Users Thru the Mail, R.R. 1 Box 151, St. Joseph, IL 61873

www.commodore.ca

Champaign-Urbana Commodore User Group (CUCUG), 802 N. Parke St., Tuscola, IL 61935 (BBS# 217-356-8056)
The Trading Inn, 1525 Andrews, Cahokia, IL 62206-2402 (BBS# 618-337-1664)
Gateway Computer Club, P.O. Box 1839, Fairview Heights, IL 62208
Western Illinois Programmer's User Group (WIPUG), Rt. 5 Box 75, Quincy, IL 62301-9314

Lincoln Area Commodore Users Group, P.O. Box 131, Lincoln, IL 62656

INDIANA

Indianapolis Computer Club, P.O. Box 11367, Indianapolis, IN 46201 (BBS# 317-297-1661)
Kosciusko Commodore User's Group, 312 E. Prairie, Warsaw, IN 46580
Logansport Commodore Club, P.O. Box 1161, Logansport, IN 46947
Rochester Commodore Computer Club, 428 Clay St., Rochester, IN 46975 (BBS# 219-223-8107)
Com-Net, P.O. Box 161, Vevay, IN 47043
QS! Alliance, 5846 Hwy. 111 S, New Albany, IN 47150
Richmond Area Computer Users Group (RACUG), P.O. Box 1332, Richmond, IN 47375 (BBS# 317-935-1256)
Commodore Computer Club, 819 Treelane Dr., Newburgh, IN 47630
Fraternal Order of Police Computer Club (FOPCC), 2535 Anthony Dr., Evansville, IN 47711

IOWA

Commodore Users Group Ames Region (COUGAR), P.O. Box 2302, Ames, IA 50010-2302 (BBS# 515-292-6204)
Capitol Complex Commodore Computer Club, P.O. Box 212, Des Moines, IA 50301
Commodore Computer User's Group of Iowa (CCUGI), P.O. Box 3140, Des Moines, IA 50316
Ft. Dodge Commodore Users Group, P.O. Box 63, Moorland, IA 50566
3C Users Group, R.R. 3 Box 20, Charles City, IA 50616
Product Engineering Center Commodore Users Group (PECCUG), 319 Ivanhoe Rd., Waterloo, IA 50701
Plymouth County Commodore User's Group (PLYCCUG), 508 1st St. SW, Le Mars, IA 51031
Crawford County Commodore Users Group, 519 N. 19th St., Denison, IA 51442
Commodore Players & Users of Iowa, P.O. Box 493, Essex, IA 51638
Commo-Hawk Commodore Users Group, P.O. Box 2724, Cedar Rapids, IA 52406-2724 (BBS# 319-377-4095)

KANSAS

TCCUG, P.O. Box 8439, Topeka, KS 66608
Newton Area User Group, 112 Brookside, Newton, KS 67114 (BBS# 316-283-9141)
High Plains Commodore Users Group, 1307 Western Plains, Hays, KS 67601 (BBS# 913-628-6611)

KENTUCKY

Louisville Users of Commodore of Kentucky (LUCKY), P.O. Box 19032, Louisville, KY 40219-0032 (BBS# 502-969-9360)
Commodore User's Club of Jenkins, c/o Jenkins High School, Patricia Johnson, Box 552, Jenkins, KY 41537
Bowling Green Commodore Users Group, c/o Bill Edwards, President, 1052 Castle Heights Rd., Bowling Green, KY 42103

Glasgow Commodore Computer Club, P.O. Box 154, Glasgow, KY 42141 (BBS# 502-678-5292)

Commodore Owners of Owensboro, KY (COOKY), 3807 Krystal Ln., Owensboro, KY 42303 (BBS# 502-684-0422 and 502-683-3533)

Muhlenberg County Commodore Users Group (MCCUG), P.O. Box 12, Greenville, KY 42345

LOUISIANA

New Orleans Commodore Klub, 3701 Division St., Suite 140, Metairie, LA 70002
West Bank Users Group, P.O. Box 740854, New Orleans, LA 70174-0854
Baton Rouge Area Commodore Enthusiasts (BRACE), P.O. Box 1422, Baton Rouge, LA 70821 (BBS# 504 387-6613)
PAGE U.G., P.O. Box 7703, Alexandria, LA 71306-7703

MAINE

Commodore Users Group of Coastal Maine, R.R. 2 Box 3254, Bowdoinham, ME 04008
Your Users Group (YUG), P.O. Box 1924, N. Windham, ME 04062
Southern Maine Commodore User Group, P.O. Box 416, Scarborough, ME 04074-0416 (BBS# 207-967-3719)
Commodore Users Society of Penobscot (CUSP), c/o 101 Crosby Hall, University of Maine at Orono, Orono, ME 04469
Island/Reach Computer Users Group, P.O. Box 73, Deer Isle, ME 04627 (BBS# 207-374-2303)

MARYLAND

FOCUS DC/MD/VA, P.O. Box 153, Annapolis Junction, MD 20701
Laurel-Bowie User Group (L-BUG), P.O. Box 924, Bowie, MD 20715-0924
Rockville Commodore Users Group, P.O. Box 8805, Rockville, MD 20856
National Bureau of Standards Commodore Users Group, 8 Cross Ridge Ct., Germantown, MD 20874
Gaithersburg Commodore Users Group, P.O. Box 2033, Gaithersburg, MD 20879
Capital COMAL User Group, 10200 Leslie St., Silver Spring, MD 20902
VIC Appreciators (VICAP), 10260 New Hampshire Ave., Silver Spring, MD 20903
BAYCUG, 110 Danbury Rd., Reisterstown, MD 21136
North Baltimore Users Group (NOBUG 64/128), P.O. Box 18835, Baltimore, MD 21206
Westinghouse Commodore Users Group, P.O. Box 8756, Baltimore, MD 21240
Annapolis Commodore User's Group, P.O. Box 3358, Annapolis, MD 21403
Hagerstown User Group (HUG), 953 W. Washington St., Hagerstown, MD 21740

MASSACHUSETTS

Pioneer Valley Computer Club, 6 Laurel Terr., Westfield, MA 01085 (BBS# 413-568-4466)
Commodore User Group of the Berkshires, 159 Doreen St., Pittsfield, MA 01201
Commodore Users Group of Cape Cod, 149 Highway Rd., East Falmouth, MA 02536 (BBS# 508-888-8769 and 508-457-4900)
Fall River Commodore's Club, 117 Lewin St., Fall River, MA 02720 (BBS# 508-677-4535)

MICHIGAN

Michigan Commodore Users Group, P.O. Box 539, East Detroit, MI 48021 (BBS# 313-293-7340 and 313-892-3375)

Computer Owners of Marysville, Port Huron, 2937 W. Woodland Dr., Port Huron, MI 48060

Washtenaw Commodore Users Group, P.O. Box 2050, Ann Arbor, MI 48106-2050 (BBS# 313-971-2714)

Downriver Commodore Group, P.O. Box 1277, Southgate, MI 48195

Sterling Heights Commodore Club (SHCC), 5027 Amherst, Sterling Heights, MI 48301

Saginaw Area Commodore User's Group (SACUG), P.O. Box 2393, Saginaw, MI 48605

Midland Computer Club, 4702 Jefferson, Midland, MI 48640

Bay Area Commodore Club, 338 S. Sheridan Ct., Bay City, MI 48708

Battle Creek Commodore and Amiga V. Enthusiasts (BCCAVE), 1299 S. 24th, Battle Creek, MI 49015

Tri-County Computer Club, 607 E. Dowland St., Ludington, MI 49431

West Michigan Commodore Users Group, P.O. Box 88191, Kentwood, MI 49508

MINNESOTA

Minnesota Commodore Users Association, P.O. Box 22638, Robbinsdale, MN 55422 (BBS# 612-535-7018)
Redwood Falls Area Computer Exchange, 717 E. Wyoming St., Redwood Falls, MN 56283
Commodore Bemidji User Group, 4740 Sunnyside Rd. SE, Bemidji, MN 56601-8313

MISSISSIPPI

Coastline Commodore Computer Club, P.O. Box 114, Biloxi, MS 39533 (BBS# 601-374-2582)

MISSOURI

McDonnell Douglas Commodore Users Group, c/o Bruce Darrough, 28 Redwood, Florissant, MO 63031 (BBS# 314-837-0413)
Commodore Users Group of St. Louis, P.O. Box 28424, St. Louis, MO 63146-0984 (BBS# 314-878-4035)
Northeast Missouri Commodore Users Group (NEMOCUG), P.O. Box 563, Macon, MO 63552
Heartland Users Group, P.O. Box 281, Cape Girardeau, MO 63702-0281
Commodore Users Group of Kansas City, P.O. Box 36034, Kansas City, MO 64111 (BBS# 816-353-9961)
Commodore North Users Group, P.O. Box 34534, N. Kansas City, MO 64116 (BBS# 816-455-0122)
Barton County Computer Users Group (BCCUG), 611 W. 10th, Lamar, MO 64759
Joplin Commodore Computer User Group, 422 S. Florida Ave., Joplin, MO 64801
Mid-Missouri Commodore Club, 222 Elliot, Columbia, MO 65201 (BBS# 314-442-0477)
Columbia Commodore User (CCU), P.O. Box 7633, Columbia, MO 65205 (BBS# 314-449-8095 and 314-642-2130 Nights and Weekends)
MOARK (Missouri/Arkansas) Commodore Users Group, H.C. Rt. 1 Box 85, Lampe, MO 65681
Commodore User Group of Springfield (CUGOS), Box 607, Springfield, MO 65801 (BBS# 417-862-9325)

MONTANA

Commodore Classic User Group, P.O. Box 3454, Great Falls, MT 59403



On a Budget?

See Our Under \$10 Bargain Basement.

ACCOLADE	CINEMAWARE CLASSICS
Ace of Aces \$9.88	Simbad \$9.88
Apollo 18 \$9.88	COSMI
Bubble Ghost \$9.88	Swift Data Base \$6.88
4th & Inches Football \$9.88	Swift Desktop Publisher \$6.88
4th & Inches Team	Swift Music \$6.88
Const. \$6.88	Swift Paint \$6.88
Hardball \$9.88	Swift Spreadsheet \$6.88
Last Ninja #1 \$9.88	Swift Word Processor \$6.88
Predator \$9.88	DATA EAST
ACTIVISION	Ikari Warrior \$9.88
Apache Strike \$9.88	Platoon \$9.88
Die Hard \$9.88	EASY WORKING/SPINNAKER
Last Ninja #1 \$9.88	File \$6.88
Predator \$9.88	Planner \$6.88
ADVANTAGE	Writer \$6.88
Frighmare \$9.88	ELECTRONIC ARTS
Harrier 7 \$9.88	Demon Stalkers \$9.88
Mental Blocks \$9.88	Financial Cookbook \$7.88
Shoo'tem Up Const. Set \$9.88	Legacy of Ancients \$9.88
AEC FOLIO LEARNING	Marble Madness \$9.88
Life Science \$5.88	Modern Wars \$9.88
U.S. Geography \$5.88	Modem Wars \$9.88
U.S. Government \$5.88	Musical Const. Set \$9.88
U.S. History 1 or 2 \$5.88 Ea.	Pegasus \$9.88
Vocabulary Builder \$5.88	Powerplay Hockey \$9.88
BOX OFFICE	Realm of Impossibility \$9.88
All \$9.88	Strike Fleet \$9.88
BRODERBUND	Strike Fleet \$9.88
Choplifter/DaVids \$9.88	Wasteland \$9.88
Midnight Magic \$6.88	World Tour Golf \$9.88
Magnetron \$9.88	EPYX
Superbike Challenge \$6.88	Boulderdash Const. Kit \$9.88
CAPCOM	Jet Combat Simulator \$9.88
Bionic Commando \$7.88	Space Station Oblivion \$9.88
Forgotten Worlds \$9.88	Spy vs. Spy 3 \$9.88
Last Duel \$9.88	Temple Apsai Trilogy \$9.88
Pocket Rockets \$9.88	Winter Games \$9.88
Street Fighter \$9.88	World Karate Champ \$6.88

GAMESTAR	MELBOURNE HOUSE
Champ. Baseball \$9.88	John Elway's O-Back \$9.88
GFL Ch. Football \$9.88	Magic Johnson's B-Ball \$9.88
Take Down \$9.88	SHARE DATA
GAMETEK	All New Family Feud \$8.88
Candy Land \$9.88	Avoid The Noid \$9.88
Chutes & Ladders \$9.88	Concentration \$9.88
Double Dare \$9.88	Concentration 2 \$9.88
Go To Head of Class \$9.88	Wipe Out \$9.88
Hollywood Squares \$9.88	SPECTRUM HOLOBYTE
Press Your Luck \$9.88	Gato \$9.88
Super Password \$9.88	SPINNAKER
HI-TECH EXPRESSIONS	Learn the Alphabet \$4.88
Fun House \$9.88	Learn to Spell \$4.88
Looney Tunes Print Kit \$9.88	Learn to Add \$4.88
Muppet Adventure \$9.88	SPRINGBOARD
Print Power \$9.88	Certificate Maker \$9.88
Remote Control \$8.88	C.M. Library Vol. 1 \$9.88
Win, Lose or Draw \$8.88	Newsroom \$9.88
Win, Lose or Draw 2 \$8.88	N.R. Art #1, 2, or 3 \$9.88 Ea.
Win, Lose or Draw Jr. \$8.88	TAITO
HI-TECH EXPRESSIONS	Arkanoid \$9.88
Sesame Street Series	Bubble Bobble \$9.88
Astro Grover \$6.88	Renegade \$9.88
Big Bird's Special	THUNDER MOUNTAIN
Delivery \$6.88	Galaxian \$8.88
Ernie's Big Splash \$6.88	Rambo: 1st Blood Part 2 \$9.88
Ernie's Magic Shapes \$6.88	Super Pac Man \$9.88
Grover's Animal Adv. \$6.88	VALUE WARE
Pals Around Town \$6.88	Artist \$4.88
Sesame St. Print Kit \$9.88	Educator \$4.88
INFOCOM	Entertainer \$4.88
Hitchhikers Guide \$9.88	Home Banker \$4.88
Leather Goddesses \$9.88	ACTIVISION
Zork 1 \$9.88	Battlechess \$25
INTRACORP	Beyond Dark Castle \$19
Business Card Maker \$9.88	Crossbow \$19
MASTERONIC	Dragon Wars \$29
Double Dragon 1 \$9.88	F14 Tomcat \$25
	F18 Hornet \$23
	Ghostbusters 2 \$19
	Last Ninja 2 \$23
	Neuromancer \$25
	Power Drift \$23
	Rampage \$23
	AMERICAN EDUCATIONAL
	Biology \$12
	Learn to Read (Gr. 1-4) \$25
	Science: Grades 3/4 \$12
	Science: Grades 5/6 \$12
	Science: Grades 7/8 \$12
	US Geography \$12
	US History \$12
	World Geography \$12
	World History \$12
	ARTWORX
	Bridge 5.0 \$19
	Daily Double Horse Race \$14
	Kaleidokubes \$14
	Linkword Languages \$16 Ea.

S. P. Data Male #2 \$14	Sim City \$19
S. P. Data Female #1 or 3 \$14	CENTRAL POINT
Strip Poker \$21	Copy 2 \$25
AVALON HILL - ON SALE!	CINEMAWARE
Super Sunday \$19.88	Defender of the Crown \$23
SBS 1987 Team Disk \$9.99	Rocket Ranger \$23
BATTERIES INCLUDED	The Three Stooges \$23
Paperclip Publisher \$33	T.V. Sports Football \$19
Paperclip 3 \$33	Warp Speed (Cart) \$33
BAUDVILLE	CMS
Award Maker Libraries Call	General Accountant
Award Maker Plus \$25	64 or 128 \$119 Ea.
BERKELEY SOFTWARE	Inventory 128 \$49
Geos 128 2.0 \$44	

ACTIVISION.

Overpower the terrorist thieves & rescue your wife from a L.A. skyscraper. All the tension & excitement of the blockbuster movie.



DIE HARD
List \$14.95

SDA
Discount Price \$9.88

Geo-Calc 128 \$44	COSMI
Geo-File 128 \$44	Chomp! \$16
Geos 64 (2.0) \$39	Home Office \$25
'Desk Pack Plus \$19	Navy Seal \$19
'Font Pak Plus \$19	Presumed Guilty! \$16
'Geo-Chart \$19	Super Huey 2 \$14
'Geo-Calc \$33	DATA EAST
'Geo-File \$33	ABC Monday Nite
'Geo-Programmer \$44	Football \$25
'Geo-Publish \$33	Bad Dudes \$19
'Requires Geos 64!	Batman \$16
BLUE LION - ON SALE!	Batman The Movie \$19
Ticket to Hollywood \$16.88	Heavy Barrel \$19
Ticket to London \$16.88	RoboCop \$23
Ticket to Paris \$16.88	Speed Buggy \$19
Ticket to Spain \$16.88	Super Hang-on \$19
Ticket to Wash. D.C. \$19.88	Untouchables \$19
BRITANNICA	Vigilante \$16
Eye of Horus \$25	

DATA EAST

Those guttersnipes are wreaking havoc on your home turf. As Vigilante you must take power into your own hands & stop those Manical Mohawks.



VIGILANTE
List \$24.95

SDA
Discount Price \$16

BRODERBUND	DATA SOFT
Bank St. Writer \$33	Bismarck \$19
Carmen S.D. - Europe \$25	Hunt for Red October \$26
Carmen S.D. - U.S.A. \$25	DAVIDSON
Carmen S.D. - World \$23	Algebra \$19
Curse of Babylon \$16	Math Blaster \$19
Downhill Challenge \$14	Spell It \$19
License to Kill \$14	Word Attack \$19
Omni-Play Basketball \$23	DESIGNWARE
Omni-Play Horse Race \$23	Body Transparent \$19
Print Shop \$26	Designasaurus \$19
P.S. Companion \$23	DIGITEK
P.S. Graphics Library	Hole in One Min. Golf \$19
#1, 2 or 3 \$16 Ea.	Hollywood Poker \$19
P.S. Graphics Library	Western Games \$19
Holiday Edition \$16	

*Please Read The Following Ordering Terms & Conditions Carefully Before Placing Your Order. Orders with cashiers check or money order shipped immediately on in-stock items! Personal & Company checks, allow 3 weeks clearance. No C.O.D.'s! Shipping: Continental U.S.A.-Orders under \$100 add \$3; free shipping on orders over \$100. AK, HI, FPO, APO-add \$5 on all orders. Canada & Puerto Rico add \$7.50 on all orders. Sorry, no other international orders accepted! PA residents add 6% sales tax on the total amount of order including shipping charges. CUSTOMER SERVICE HOURS: Mon.-Fri. 9 AM-5:30 PM Eastern Time. REASONS FOR CALLING CUSTOMER SERVICE--412-361-5291 (1) Status of order or back order (2) If any merchandise purchased within 60 days from SD of A is defective, please call for a return authorization number. We will not process a return without a return auth. #1 Defective merchandise will be replaced with the same merchandise only. Other returns subject to a 20% restocking charge! After 60 days from your purchase date, please refer to the warranty included with the product purchased & return directly to the manufacturer. Customer service will not accept collect calls or calls on SD of A's. 800 # order lines! Prices & availability are subject to change! New titles are arriving daily! Please call for more information.

www.commodore.ca

SHOWER OF SAVINGS

Discounts from SDA

you're looking for!

Broderbund

Stock up on arms, magic & fireballs to save the world of Babylon from zombies, rock creatures, giant blue lizards & more.

CURSE OF BABYLON

List \$24.95

SDA

Discount Price \$16

ELECTRONIC ARTS

- Altered Beast \$23
- Bard's Hints 1, 2 or 3 \$9.95 Ea.
- Bard's Tale 2 \$17
- Bard's Tale 3 \$26
- Beyond the Black Hole \$21
- Caveman Ugh-Lympics \$21
- Chessmaster 2100 \$26
- Chuck Yeagers AFT \$9.88
- Double Dragon \$23
- Dragon's Lair \$19
- Empire \$26
- F-16 Combat Pilot Call
- Ferrari Formula 1 Call
- Fire King \$21
- Indiana Jones Last Crusade
- Arcade Version \$21
- Iron Lord \$26
- Kings Beach Volleyball \$21
- Madden Football \$26
- Maniac Mansion \$23
- Mavis Beacon Typing \$26
- Night & Magic 1 \$17
- Night & Magic 2 \$26
- Panzer Battles \$23
- Pipe Dream \$21
- Pro Tennis Tour Call
- Project Firestart \$21
- Sentinel Worlds \$23
- Skate Wars Call
- Starlight Call
- Star Fleet 1 \$26
- Turbo Out Run Call
- Zak McKracken \$23

- EPYX
- Devon Aire \$19.88
- Fast Load Cart \$24
- Metacross \$12.88
- Mind-Roll \$14.88
- Revenge of Defender \$9.88
- Snow Strike \$14.88
- Sports-A-Roni \$17.88

- GAMESTAR
- Face Off Hockey \$19
- HI-TECH EXPRESSIONS
- Win, Lose or Draw Deluxe \$16

INFOCOM

- Battletech \$25

INKWELL SYSTEMS

- #170C Deluxe LP \$69
- #184C Light Pen \$44
- Flexidraw 5.5 \$23
- Graphics Galleria #1 \$19
- Graphics Galleria #2 \$19
- Graphics Integrator 2 \$19

INTRACORP

- Bumper Sticker Maker \$33
- Search For The Titanic \$19
- Security Alert Call
- Superman \$19
- Ultimate Casino Gambling \$23

KONAMI/ULTRA

- Teenage Mutant Ninja Turtles \$19

LEARNING COMPANY

- Moptown Parade \$25
- Reader Rabbit \$25

LEISURE GENIUS

- Clue \$19
- Monopoly \$19
- Risk \$19
- Scrabble \$19
- Scrupples \$19

LOGICAL DESIGN

- Club Backgammon \$19
- Vegas Craps \$19
- Vegas Gambler \$19

MEDALIST/MICROPLAY

- 3-D Pool \$19
- Dr. Doom's Revenge \$23
- Pro Soccer \$23
- Pure Stat College B-Ball \$25
- Stunt Track Racer \$19
- X-Men \$23

MELBOURNE HOUSE

- Barbarian \$19
- Hershiser's Strike Zone \$19
- Magic Johnson B-Ball \$19
- Obliterator Call

MEGA PACK

A colossal collection of European software hits. 10 titles for the price of 1. More fun, action & excitement than you can handle at one time.

List \$34.95

SDA

Discount Price \$23

Speedy Delivery

Deep Discounts

Astronomical Selections

If you can't find what you're looking for in our ad, call us.



Send check or money orders to:

P.O. 111327-Dept. CG

Blawnox, PA 15238

Ask your Salesperson what's on sale this month!

War in Middle Earth

- World Trophy Soccer \$19

MICROILLUSIONS

- Blackjack Academy \$25
- Faery Tale Adventure \$29
- Sky Travel \$32

MICROLEAGUE

- Baseball w/GM + Box St. \$25
- B-Ball 88 or 89 \$14 Ea.
- Team Disk \$19
- WWF Wrestling \$19

MICROPROSE

- Airborne Ranger \$25
- F-15 Strike Eagle \$14
- F-19 Stealth Fighter \$29

Superscript 128

- Super Snapshot (V.5) \$47

ORIGIN

- Autoduel \$25
- Bad Blood Call
- Knights of Legend \$33
- Moebius \$25
- Omega \$33
- Quest For Clues Bk. 2 \$19
- Space Rogue \$33
- Tangled Tales \$19
- Times of Lore \$25
- Ultima 4 or 5 \$39 Ea.
- Ultima 5 Hint Book \$9
- Ultima Trilogy \$39
- Windwalker \$25

ULTRA

From the Saturday morning cartoons come the heroes in a half shell. Grab your nunchukus & hit the villainous streets or you'll get turned into turtle soup.

TEENAGE MUTANT NINJA TURTLES

List \$29.95

SDA

Discount Price \$19

- Gunship \$25
- Pirates \$29
- Red Storm Rising \$29
- Silent Service \$14
- MINDSCAPE
- Action Fighter \$19
- Afterburner \$23
- Alien Syndrome \$23
- Aussie Games \$19
- Clubhouse Sports \$19
- Crossword Magic \$19
- De Ja Vu \$23
- Gauntlet 2 \$19
- Hostage \$19
- Indoor Sports \$19
- Int'l. Team Sports \$19

subLOGIC

We offer the full line of Scenery Disks including the new Hawaiian Odyssey adventure. Expand the flying environment of your flight sim. programs.

HAWAIIAN ODYSSEY

List \$29.95

SDA

Discount Price \$19

- Out Run \$23
- Sgt. Slaughters Mat Wars \$19
- Shinobi \$19
- Sports Mega Hits \$25
- Thunder Blade \$23
- Uninvited \$23

MISC UTILITIES

- Bob's Term Pro 128 \$29
- Bob's Term Pro 128 \$39
- Doodle \$25
- Final Cartridge 3 \$47
- Font Master 128 \$29
- Maverick Utilities V.3 \$23
- Superbase 64 \$25
- Superbase 128 \$33
- Superscript 64 \$23

Wizards Trilogy

- Wizardry Trilogy \$32

SOFT-BYTE

- Lotto Program \$19

SPECTRUM HOLOBYTE

- Tetris \$16

SPOTLIGHT

- Dark Side \$21
- Death Bringer \$21
- Speedball \$21
- Total Eclipse \$21
- SSI
- *Hintbooks Available Call
- Battles of Napoleon \$32
- Champions of Kryn \$26
- Curse of Azure Bonds \$26

ELECTRONIC ARTS

Scream thru turns & rockets down straightaways on 16 course around the world against 7 of the hottest drivers of the Grand Prix circuit.

FERRARI FORMULA 1

List \$39.95

Call For

Price & Availability



D. M. Mast. Asst.

- 1 or 2 \$21 Ea.
- Demon's Winter \$21
- First Over Germany \$32
- Gettysburg \$39
- Hillstar \$26
- Heroes of the Lance \$21
- Overrun \$32
- Pool of Radiance \$26
- Storm Across Europe \$39
- Typhoon of Steel \$32
- War of the Lance \$26

SPINNAKER

- Complete SAT \$25
- EZ Working Tri-Pack \$14
- BW Turbo Load & Save \$16

SUBLOGIC

- Flight Simulator 2 \$32
- F.S. Scenery Disks Call
- Hawaii Scenery \$19
- Jet \$26
- Stealth Mission \$32
- Up Periscope \$19

TAITO

- Arkanoid 2: Revenge \$19
- Chase H.Q. Call
- New Zealand Story Call
- Ninja Warriors Call
- Operation Thunderbolt \$19
- Operation Wolf \$19
- Puzznic Call
- Qix \$19
- Rambo 3 \$19
- Sky Shark \$19

THUNDER MOUNTAIN

- Action Pack Vol. 1 or 2 \$14 Ea.

THREE SIXTY

- Dark Castle \$23
- Thud Ridge \$23
- Warlock \$19

TIMEWORKS

- Data Manager 2 \$14
- Evelyn Wood Reader \$14

Swiftcalc/Sideways

- Word Writer 4 \$25

UNICORN

- Decimal Dungeon \$19
- Ten Little Robots \$19

UNISON WORLD

- P.M. Art Gallery 1 + 2 \$19
- P.M. Art Gallery: Fantasy \$16
- Print Master Plus \$23

VIRGIN GAMES

- Double Dragon 2 \$23

WEEKLY READER

- Stickybear Series:
- ABC's \$14
- Math 1 or 2 \$14 Ea.
- Numbers \$14
- Opposites \$14
- Reading \$14
- Reading Comprehension \$16
- Shapes \$14
- Spellgrabber \$16
- Town Builder \$16
- Typing \$16

ACCESSORIES

- Animation Station \$49
- CompuServe Starter Kit \$19
- Bonus 5 1/4 DSD \$4.99 Bx.
- Freedom Cordless Joystick \$44
- Sony 5 1/4 DSD \$6.99 Bx.
- Disk Case (Holds 75) \$6.88
- Disk Drive Cleaner \$4.88
- IController \$14
- Winner M3 Analogue Mouse \$33
- EPYX 500 XJ Joystick \$14
- Wico Bat Handle Joystick \$17
- Wico Boss Joystick \$12
- Wico Ergostick Joystick \$16
- XETEC Super Graphix \$59
- XETEC Super Graphix Jr. \$39
- XETEC Super Graphix Gold \$79

\$250 OFF

ON MAILED-IN ORDERS* OVER \$50

*Check / Money Order / MC/VISA sent to our P.O. Box Address

EXPIRES 5-31-90

USA/CANADA orders

1-800-225-7638

PA Orders 1-800-223-7784

Customer Service (412) 361-5291

Fax Order Line (412) 361-4545

- Free shipping on orders over \$100 in continental USA.
- No surcharge for VISA/MasterCard.
- Your card is not charged until we ship.
- School purchase orders accepted.

Software Discounters Of America



Order Line Hours: Mon.-Thurs. 9:00 AM-9:00 PM, Fri. 9:00 AM-7:00 PM, Sat. 10:00 AM-4:00 PM Eastern Time

MODEM OWNERS: You can order on-line from our Commodore Shop via the CompuServe, G-file and Comlink electronic mail.

www.commodore.ca

VDC MONITOR PLUS

Douglas Doole

Examine and modify 80-column video memory without going through the control registers with this machine language monitor enhancement for the 128.

One of the most powerful features of the 128 is its built-in machine language monitor. It offers an excellent selection of commands for working within the 128's many memory banks, but one important bank is ignored. This overlooked bank of memory is normally used by the VDC, the 128's 80-column video chip. To access this memory, you normally have to go through the control registers at \$D600 and \$D601 (54784 and 54785). Now *VDC Monitor Plus* adds commands to the 128's built-in monitor that allow you to manipulate the VDC's registers and RAM directly.

Getting Started

VDC Monitor Plus consists of two programs. The first program, *VDC Monitor+*, is written entirely in machine language. The second program, *Relocator*, is a BASIC loader utility that allows you to change *Monitor Plus*'s location in memory.

To enter *Monitor Plus*, you'll need to use *128 MLX*, the machine language entry program located elsewhere in this issue. The *MLX* prompts, and the values you should enter, are as follows:

Starting address: 1300
Ending address: 16B7

When you've finished typing in the data for *Monitor Plus*, be sure to save a copy of the program to disk.

To prevent typing errors, enter *Relocator* using *The Automatic Proofreader*, also located elsewhere in this issue. Again, when you've finished typing, save the program to disk.

To use *VDC Monitor Plus*, simply load it with the command *LOAD "VDC MONITOR+";8,1* and then type *SYS 4864*. You won't notice any change in the 128's behavior until you enter the monitor. To deactivate *Monitor Plus*, you must reset the 128.

Seven New Commands

VDC Monitor Plus adds seven commands to the monitor. Four of them allow you to access the VDC chip, and the other three are more general-purpose commands.

In the following command descriptions, the commands themselves and constant parameters are shown in bold type while variable parameters are shown in bold italic type. Optional parameters are indicated by parentheses, and repeating parameters are represented by ellipses.

* Displays the contents of the 37 VDC registers. Each register number is shown followed by the contents of the register. Commas separate adjacent registers. An example, shown on the 40-column screen, might look like the following:

'00	7E,	01	50,	02	66,	03	49
'04	20,	05	E0,	06	19,	07	1D
'08	FC,	09	E7,	0A	A0,	0B	E7
'0C	00,	0D	00,	0E	02,	0F	30
'10	1C,	11	06,	12	0A,	13	32
'14	08,	15	00,	16	78,	17	E8
'18	20,	19	47,	1A	F0,	1B	00
'1C	2E,	1D	E7,	1E	4F,	1F	07
'20	07,	21	D0,	22	7D,	23	64
'24	F5						

'register value (,register value) ... Sets one or more VDC registers to a given value. The first parameter is the register to change; the second is the value to store in the register. You can enter up to 16 register/value pairs with one ' command. For example, the following sets up an 80 × 50 screen.

'08 03, 04 40, 06 32, 07 3A, 00 80

If you use the ' command to change register \$12 (18) or \$13 (19), the values will be lost when something is printed to the 80-column screen. To avoid this problem, work on the 40-column screen when setting these registers or make all of the changes using one ' command. For example, to fill VDC memory with 0s from \$0500 to \$0550 (1280 to 1360), you'd have to type

'18 20, 12 05, 13 00, 1F 00, 1E 50

Also, when register \$1E (30) is changed, characters may appear on the screen briefly as the VDC chip does a memory copy or fill.

/ (startaddress (endaddress)) Displays the contents of VDC memory in hexadecimal and ASCII. The / command behaves exactly like the monitor's M command. For example, to examine VDC memory from 0000 to 0010, you'd type /0000 0010 and the following output would appear:

J0000 31 30 20 04 05 06 06 0E:10
J0008 08 02 28 18 29 3D 09 0E:..(.)=..
J0010 14 28 18 2F 32 35 36 29:./256)

Jaddress byte (byte) ... Changes VDC memory. This command behaves like the monitor's > command. To use it, type J followed by the starting address and then enter the values to place in memory, separated by spaces. All addresses and values must be in hex.

Note that the / command places a] in front of each line it displays. This allows you move the cursor over a byte that you want to change, type in the new value, and then enter it by pressing RETURN.

↑ Toggles Fast mode. This command toggles the 128's microprocessor between the fast and slow modes.

P(filename, devicenumber, (secondaryaddress)) Toggles the printer on and off. When the printer is turned on, everything shown on the screen will be echoed to the printer. When it is turned off, the monitor behaves normally.

You can specify values for the file number, the device number, and the secondary address when you turn the printer on. If you turn it on by entering the P command by itself, the default values of 4, 4, and 0 will be used. If the printer is already on, any form of the P command turns it off.

+ (startaddress (number of instructions)) Performs a threading disassembly. You can specify the address to start disassembling from and how many instructions to disassemble. If you enter the + command by itself, the program disassembles ten instructions beginning from the current program counter. If you specify only the starting address, the program disassembles ten instructions starting at the specified address.

The + command behaves like the monitor's d command until it reaches a JMP, a JSR, or an RTS instruction. Upon encountering one of these instructions, the disassembler follows the program logic. An example of a threading disassembly might look like this:

```
+04000 0B
.04000 A9 16 LDA #16
.04002 8D 19 03 STA $0319
.04005 60 RTS
:-----
.04006 20 1B 42 JSR $421B
:-----
.0421B A5 A8 LDA $A8
.0421D C9 40 CMP #40
.0421F 60 RTS
:-----
.04009 D0 12 BNE $401D
.0400B 4C F4 40 JMP $40F4
:=====
.040F4 A9 00 LDA #00
.040F6 85 60 STA $60
```

In this case, the command disassembled 11 instructions starting at location \$4000 (16384) in bank 0. Notice that the first RTS (at location \$04005) doesn't cause the disassembler to branch to a new location. This is because the disassembler hasn't processed a JSR yet and therefore doesn't know where to branch.

The threading disassembler can go into an endless loop in certain situa-

tions. For example, in the following program fragment, the disassembler becomes caught in the loop that begins at \$0B00 (2816).

```
0B00 INY
0B01 CPY #10
0B03 BEQ $0B08
0B05 JMP $0B00
0B08 program continues...
```

To continue disassembling code like this, you'll have to jump out of the loop manually by beginning the disassembly after the loop (at \$0B08).

Relocating the Program

VDC Monitor Plus was specifically designed to be compatible with other machine language programs. Unfortunately, the area of memory where it resides, beginning at \$1300 (4864), is used by many other ML programs. Relocator is designed to help solve this problem by allowing you to move Monitor Plus to any location within bank 15.

To move Monitor Plus, simply load and run Relocator. It prompts you for the address where Monitor Plus should start. Enter the value in either decimal or hexadecimal. (Hexadecimal addresses should be preceded by \$.) Next, the program asks for the filename of the current version of Monitor Plus. Type the filename and press RETURN.

Relocator loads Monitor Plus, makes the necessary adjustments in it and then asks if you want to save a copy of the new version to disk. Reply by pressing Y or N. If you decide to save the program, you must enter the filename for the new version. Whether you save the new version or not, Relocator activates Monitor Plus before exiting to BASIC.

How It Works

To add the new commands to the monitor, VDC Monitor Plus wedges itself into the IEXMON vector at \$032E (814). It also wedges into the IBSOUT vector at \$0326 (806) to allow it to echo characters to the printer. To keep itself active after RUN/STOP-RESTORE has been pressed, Monitor Plus wedges itself into the INMI vector at \$318 (792).

Monitor Plus should work in conjunction with other monitor enhancements such as ML Enhancer from the June 1989 Gazette as long as Monitor Plus is the last program activated. To determine whether a specific monitor enhancement will work with Monitor Plus, you'll simply have to try the two together.

To minimize conflict with other programs, Monitor Plus uses only the memory locations that are normally used by the built-in monitor. The one exception to this is caused by the threading disassembler. The threading disassembler uses BASIC's stack to store the

addresses of the JSRs it encounters. But this won't interfere with BASIC unless you issue a CONT command after using Monitor Plus's + command.

VDC Monitor +

```
1300:AD 2E 03 8D 65 13 AD 2F C3
1308:03 8D 66 13 A9 33 8D 2E 74
1310:03 A9 13 8D 2F 03 AD 26 64
1318:03 8D 44 16 8D 54 16 AD A4
1320:27 03 8D 45 16 8D 55 16 48
1328:A9 56 8D 18 03 A9 16 8D 64
1330:19 03 60 C9 27 D0 03 4C 1B
1338:67 13 C9 2A D0 03 4C 8D 6B
1340:13 C9 5D D0 03 4C C4 13 01
1348:C9 2F D0 03 4C F7 13 C9 9B
1350:5E D0 03 4C AC 14 C9 5F A7
1358:D0 03 4C BF 14 C9 5D D0 66
1360:03 4C B5 15 4C FF FF 20 A5
1368:A7 B7 B0 1E A5 60 C9 25 AF
1370:90 03 4C BC B0 20 01 B9 B6
1378:20 A7 B7 00 03 4C BC B0 0C
1380:A5 60 A6 66 20 CC CD 4C E8
1388:67 13 4C B8 B0 A2 00 20 99
1390:B4 B8 A9 27 D2 FF A0 D3
1398:04 A5 D7 10 02 A0 08 8A 53
13A0:20 A5 B8 20 DA CD 20 C2 6A
13A8:B8 E8 E0 25 F0 13 88 D0 89
13B0:06 20 B4 B8 4C 92 13 20 F6
13B8:7D FF 2C 20 20 00 4C 9F 5E
13C0:13 4C 8B B0 20 A7 B7 B0 BF
13C8:25 20 01 B9 A2 13 A5 66 58
13D0:20 CC CD CA A5 67 20 CC 78
13D8:CD A0 08 A5 D7 10 02 A0 0D
13E0:10 20 A7 B7 B0 08 A5 60 D8
13E8:20 CA CD 88 D0 F3 20 AD 58
13F0:B8 20 49 14 4C 8B B0 A9 81
13F8:0B 85 63 A9 00 85 64 85 71
1400:65 20 A7 B7 B0 30 20 01 DA
1408:B9 20 A7 B7 B0 28 38 A5 C1
1410:60 E5 66 85 63 A5 61 E5 61
1418:67 85 64 85 63 B0 03 4C 62
1420:BC B0 46 64 66 63 46 64 93
1428:66 63 46 64 66 63 A5 D7 4F
1430:10 04 46 64 66 63 20 B4 26
1438:B8 20 49 14 20 E1 FF F0 A8
1440:05 20 3C B9 B0 F0 4C 8B 83
1448:B0 20 60 B9 A2 13 A5 66 8B
1450:20 CC CD CA A5 67 20 CC F9
1458:CD A0 09 A5 D7 10 02 A0 AE
1460:11 84 62 C6 62 20 D8 CD FD
1468:99 9A 16 88 D0 F7 20 50 46
1470:B9 A9 5D 20 D2 FF A5 66 D5
1478:A6 67 20 9F B8 A4 62 B9 A2
1480:9A 16 20 A5 B8 20 50 B9 7A
1488:88 D0 F4 20 7D FF 14 3A 18
1490:12 00 A4 62 B9 9A 16 C9 AA
1498:20 90 08 C9 80 06 C9 AE
14A0:A0 B0 02 A9 2E 20 D2 FF B7
14A8:88 D0 E9 60 AD 30 D0 49 A5
14B0:01 8D 30 D0 AD 11 D0 49 6C
14B8:10 8D 11 D0 4C 8B B0 20 8D
14C0:A7 B7 B0 D0 20 01 B9 A9 B3
14C8:00 8D B0 16 20 A7 B7 90 6B
14D0:0A A9 00 85 61 85 62 A9 50
14D8:0A 85 60 20 22 B9 20 7D 2B
14E0:FF 0D 1B 51 00 20 E1 FF 09
14E8:F0 24 20 D4 B5 20 1A B1 F7
14F0:C9 4C F0 1D C9 6C F0 2B 0E
14F8:C9 60 F0 50 C9 20 F0 69 5B
1500:EE AB 0A AD AB 0A 20 52 C0
1508:B9 20 22 B9 B0 D0 4C 8B E3
1510:B0 A0 01 20 1A B1 48 C8 CD
1518:20 1A B1 85 67 68 85 66 B5
1520:4C 9E 15 A0 01 20 1A B1 33
1528:48 C8 20 1A B1 85 67 68 29
1530:85 66 A0 00 20 1A B1 48 DF
1538:A5 66 C9 FF D0 02 C6 67 8B
1540:C8 20 1A B1 85 67 68 85 55
1548:66 4C 9E 15 AC B0 16 F0 23
1550:12 88 B9 00 08 85 67 88 8A
1558:B9 00 08 85 66 8C B0 16 95
1560:4C 9B 15 20 50 B9 4C 9B D9
```


VDC Monitor Plus

```

1568:15 A5 66 48 A5 67 48 A9 DC
1570:03 20 52 B9 AC B0 16 A5 04
1578:66 99 00 08 C8 A5 67 99 02
1580:00 08 C8 8C B0 16 68 85 C2
1588:67 68 85 66 A0 01 20 1A FA
1590:B1 48 C8 20 1A B1 85 67 CA
1598:68 85 66 A9 2D 2C A9 3D 6A
15A0:48 20 7D FF 0D 1B 51 3A 58
15A8:00 68 A0 1D 20 D2 FF 88 A7
15B0:D0 FA 4C 09 15 AD AC 16 EA
15B8:F0 1B CE AC 16 20 CC FF 91
15C0:AD AD 16 20 C3 FF AD 54 BF
15C8:16 8D 26 03 AD 55 16 8D D2
15D0:27 03 4C 8B B0 A9 04 8D 53
15D8:AD 16 8D AE 16 A9 00 8D E0
15E0:AF 16 EE AC 16 20 A7 B7 49
15E8:B0 19 A5 60 8D AD 16 20 DB
15F0:A7 B7 B0 0F A5 60 8D AE 5C
15F8:16 20 A7 B7 B0 05 A5 60 EB
1600:8D AF 16 AD AD 16 AE AE 4E
1608:16 AC AF 16 20 BA FE A9 57
1610:00 20 BD FF 20 C0 FF 90 90
1618:03 4C BC B0 A9 29 8D 26 AE
1620:03 A9 16 8D 27 03 4C 8B 3D
1628:B0 48 8A 48 98 48 A5 9A 60
1630:C9 03 D0 1A A5 99 D0 16 09
1638:AE AD 16 20 C9 FF 68 A8 B3
1640:68 AA 68 20 FF FF 48 8A 75
1648:48 98 48 20 CC FF 68 A8 A9
1650:68 AA 68 4C FF FF D8 A9 88
1658:7F 8D 0D DD AC 0D DD 30 AC
1660:36 20 36 F6 20 E1 FF D0 3F
1668:2E 20 56 E0 A9 33 8D 2E EF
1670:03 A9 13 8D 2F 03 A9 56 F2
1678:8D 18 03 A9 16 8D 19 03 88
1680:AD AC 16 F0 09 CE AC 16 73
1688:AD AD 16 20 C3 FF 20 09 23
1690:E1 20 00 C0 6C 00 0A 4C 85
1698:5F FA 00 00 00 00 00 33
16A0:00 00 00 00 00 00 00 CC
16A8:00 00 00 00 00 00 00 D4
16B0:00 00 00 00 00 00 00 DC
    
```

Relocator

```

HR 10 REM COPYRIGHT 1990 COMPU
TEI PUBLICATIONS INC. -
{SPACE}ALL RIGHTS RESERV
ED
XX 20 DEFFNHB(X)=INT(X/256):DE
FFNLB(X)=X-FNHB(X)*256
GB 30 PRINT "{CLR}":IFRGR(1)=5T
HENWINDOW20,0,59,24
HQ 40 PRINTCHR$(14)"{4 DOWN}"S
PC(9)"VDC MONITOR+ RELOC
ATOR":PRINT
KJ 50 PRINT"WHAT ADDRESS SHOUL
D VDC MONITOR+ BE":PRINT
"INSTALLED AT";:INPUTAD$
:PRINT
DD 60 IFINSTR(AD$,"$")THENAD=D
EC(RIGHT$(AD$,LEN(AD$)-I
NSTR(AD$,"$"))):ELSEAD=V
AL(AD$)
JH 70 INPUT"FILENAME OF CURREN
T VERSION";F$:PRINT
RA 80 PRINT"LOADING CODE...";
CS 90 BLOAD(F$),B0,P(AD)
JE 100 PRINT"ADJUSTING CODE...
";
JP 110 CK=0:FORI=1TO50:READOF,
CH:CK=CK+OF+CH:POKEAD+O
F,FNLB(CH+AD):POKEAD+OF
+1,FNHB(CH+AD):NEXT
GQ 120 IFCK<>58747THENPRINT:PR
INT"ERROR IN DATA.
{2 SPACES}CHECK LINES 1
90 TO 270":END
GR 130 CK=0:FORI=1TO50:READLA,H
A,CH:CK=CK+LA+HA+CH:POK
EAD+LA,FNLB(CH+AD):POKE
AD+HA,FNHB(CH+AD):NEXT
SH 140 IFCK<>78747THENPRINT:PRI
NT"ERROR IN DATA.
    
```

```

{2 SPACES}CHECK LINE 28
0":END
QF 150 PRINT"DONE.":PRINT
PQ 160 PRINT"SAVE THE NEW VERS
ION?";:DO:GETKEY$:LOOP
UNTILINSTR("YNYN",A$)
DB 170 PRINTA$:IFA$="Y"ORA$="Y
"THENINPUT"[DOWN]FILENA
ME";F$:BSAVE(F$),B0,P(A
D)TOP(AD+944):PRINT
GK 180 BANK15:SYS(AD):PRINT"
{2 HOME}{CLR}VDC MONITO
R+ ACTIVATED"
FC 190 END
JX 200 DATA 4,101,10,102,26,83
6,29,852,35,837,38,853
CB 210 DATA 56,103,63,141,70,1
96,77,247,84,428,91,447
SA 220 DATA 98,693,136,103,181
,146,191,159,242,329,31
4,329
DS 230 DATA 361,922,384,922,40
5,922,458,944,545,670,5
86,670
CJ 240 DATA 589,944,606,944,60
9,667,615,667
PE 250 DATA 629,944,644,944,69
1,521,694,940
AP 260 DATA 699,940,705,941,71
1,852,717,853,728,941,7
31,942
CE 270 DATA 736,943,739,940,74
9,941,759,942,769,943,7
72,941
QX 280 DATA 775,942,778,943,82
5,941,897,940,902,940,9
05,941
DG 290 DATA 13,18,51,41,46,854
,797,802,809,877,882,51
,887,892,854
    
```

COMMODORE 64/128



For
Shareware

Shareware & Public Domain Software

- Business
- Education
- Graphics
- Games
- Utilities

Hundreds of Programs
from \$1.50

GEMINITM
Marketing, Incorporated

Call Toll-free for Catalog
1-800-346-0139

Circle Reader Service Number 197



GET MORE PLEASURE FROM THE BIBLE WITH LANDMARK

The Computer Reference Bible

Here's what LANDMARK will enable you to do:

- ✓ SEARCH THROUGH THE BIBLE—Find Phrases, words or sentences.
- ✓ DEVELOP TOPICAL FILES—Copy from the Bible text and search results then add your own comments and notes.
- ✓ COMPILE YOUR PERSONAL BIBLE—Outline texts in color. Add notes, comments, and references. Make your Bible Study organized and on permanent record!
- ✓ CREATE FILES—Convert them for wordprocessors like Paperclip and GEOS.
- ✓ MAKE SUPPLEMENTARY STUDY FILES—For more specific study and developing translation variations.

KJV or NIV (\$10.00 royalty charge for NIV)

\$119.95 plus \$4.00 shipping in
cont. U.S.A. \$7.50 Canada. Overseas write.
BOTH KJV and NIV for \$189.95 plus \$10.00
NIV royalty and shipping charge.
v1.2 for C64 and v2.0 for C128

CALL OR WRITE FOR A
FREE BROCHURE

P.A.V.Y. Software P.O. Box 1584

Ballwin, MO 63022 (314) 527-4505

Circle Reader Service Number 192

Printer Ribbons

Printer	3	6	Qty.
Brother M1009, M1109	5.65	4.65	4.15
Citizen 120D, 180D	5.75	4.75	3.99
Commodore MPS 801	4.99	3.99	3.45
Commodore MPS 802/1526	5.99	4.99	4.25
Commodore MPS 803	5.65	4.65	4.15
Commodore MPS 1200/1250	5.75	4.75	3.99
C. Itoh Prowriter Jr.	6.99	5.99	5.45
Epson FX/MX/RX80, FX/LX 800	3.99	2.99	2.40
NEC Pinwriter 2200	6.99	5.99	5.25
Okidata 80/82/83/92/93	2.99	1.99	1.25
Okidata ML 182/183/192	5.25	4.25	3.75
Panasonic K-XP 140/1524/1540	6.99	5.99	5.25
Panasonic K-XP 1080/1090	5.25	4.25	3.75
Seikosha SP 800/1000/1200	5.75	4.75	3.99
Star SG10	2.99	1.99	1.25
Star NX10, NL10	4.99	3.99	3.50
Star NX1000	5.75	4.75	3.99

Quality Diskettes

(Bulk-packed 5.25" DS/DD)

Brand Name	25	50	100
BASF (Black)	.44	.41	.39
KAO (Black)	.45	.42	.40
KAO (Dark Blue)	.49	.45	.42

Other Products

Diskette Holder (Holds 75 disks)	\$4.95
Disk Drive Cleaning Kit (12 Cleanings)	\$3.25
Disk Notcher (Use both sides of a disk)	\$4.95

Order Info:

All orders shipped same or next business day. There is an order processing/packaging charge of \$3. Please add an additional shipping charge of \$1 per 6 ribbons (or fraction), \$1 per 50 diskettes (or fraction), \$1 per disk holder, and 25¢ per disk drive cleaner or disk notcher. Orders sent UPS ground (UPS 2nd Day Air and Federal Express available—please call for details).

American Micro Supplies

6473 Crater Lake Hwy.

Central Point, OR 97502

800-678-5576

CG17

www.commodore.ca

BRIWALL

BRIWALL

CALL

1-800-638-5757

Outside the USA (1-215-683-5661)

P.O. Box 129/58 Noble Street
Kutztown, PA 19530

24 Hour FAX Line 1-215-683-8567
Customer Service 1-215-683-5433
Technical Support 1-215-683-5699



PLEASE COME VISIT US!
Monday - Friday 9AM-6PM EST
Saturday 9AM-12 Noon EST

ACCESSORIES

Apro Extender 64 User Ribbon	\$19
Aprospan 4 Slot Cartridge Holder	25
Covers	call
Final Cartridge V3	49
Joysticks	call
Leroy's Cheatsheet 64 each	3
Leroy's Cheatsheet 128 each	7
Lightpen-Model 184c	39
Mach 128 Cartridge	35
Minimodem C (1200 Baud)	55
Minimodem C 2400 Baud	79
Mouse 1351 Commodore C64/C128	40
Mouse M3 (1351 substitute)	39
Paper	call
Passport Midi Interface 64/128	98
Power Supply - C128 - Repairable	55
Printer Intfce G-Wiz	29
Printer Intfce Super Graphic Senior	59
Printer Intfce Super Graphic GOLD	89
Quick Brown Box 64K	95
Quick Brown Box 128K	163
Quick Brown Box 256K	279
RAM Expander 1764 (for C64)	135
RS232 Deluxe Interface	39
Ribbons	call
Ribbon Renew - Re-Ink w/no Equip	5
Video RAM 64K Cartridge (FULL)	50
Warpspeed 128 / 64	35

BOOKS

1541 Repair & Maint. Handbook	\$16
1541 Troubleshoot & Repair Guide	17
1571 Internals+	17
Anatomy of C64+	17
C128 Internals+	17
C128 Programmer's Ref. Guide	20
C128 Tips & Tricks	17
C128 Troubleshooting & Repair	17
C64 Tips & Tricks	17
C64 Troubleshoot & Repair Guide	17
CPM User's Guide	17
CSM Prog Protection Manual 1	24
CSM Prog Protection Manual 2	29
GEOS Inside & Out+	17
GEOS Programmer's Ref Guide	17
GEOS Tips & Tricks+	15
K Jax Book Revealed 3	23
Lou Sanders Tricks & Tips	16
Machine Language 64+	13
Superbase The Book 64/128	15
Twin Cities 128 Compendium #1	15
+means that a disk is available	call

GENERAL BUSINESS

CMS Accounting/128	129
CMS Inventory Module 128	53
Fleet System 4	52
Fontmaster 128 w/Speller	30
Fontmaster II/64	29
KFS Accountant 128	109
Leroy's Label Maker	24
Microlawyer	39
Paperclip 3	39
Paperclip Publisher	39
Personal Portfolio Manager 64	29
Pocket Filer 2	29
Pocket Planner 2	29
Pocket Superpak 2 (Digital)	67
Pocket Writer 3	46
Superbase/Superscript/book 128 pak	69
Superbase/Superscript/Book 64 pak	59
Swiftax 64 - Income Tax Prep	37
Swiftcalc 64 w/Sideways	17
Technical Analysis System 64	29
Wordpro 128 w/Speller/Filepro	30
Wordpro 64 w/Speller&Turbo Load	30
Wordwriter 4 for C64	30
Write Stuff 128 w/spellchecker	27
Write Stuff 64 w/spellchecker	22
Write Stuff Busnss/Leg/ Templates	10

EDUCATION

Alphabet Zoo	\$18
Big Bird's Special Delivery	9
Calculus by Numeric Methods	27
Counting Parade	6
Designasaurus	20
Easy Sign	17
Ernie's Big Splash	9
Ernie's Magic Shapes	9
Evelyn Wood Dynamic Reader	17
Grandma's House/64	6
Grover's Animal Adventure	9
Jungle Book (Reading 2)	19
Learn The Alphabet	6
Linkword-German	19
Linkword-French 2	19
Linkword-Spanish	19
Math (First Men on Moon)	19
Mavis Beacon Teaches Typing /C64	30
Mental Blocks	5
Morse Code Trainer	5
Numbers Show (The)	10
Peter Rabbit (Reading 1)	19
Rocky's Boots	23
SAT Complete (Hayden SAT Prep)	26

Skyl Travel	33
Stickybear ABC'S	27
Stickybear Numbers	27
Stickybear Typing	37
Where in Europe Carmen Sandiego	27
Where in USA is Carmen Sandiego	27
Where in World Carmen Sandiego	25
Widham Classics	12
World Geography	20

ENTERTAINMENT

1943: Battle of Midway	\$20
AD&D - Champions of Krynn	27
AD&D - Curse of the Azure Bonds	27
AD&D - Dragons of Flame	21
AD&D - Heroes of the Lance	22
AD&D - Pool of Radiance	22
AD&D - War of the Lance	27
Altered Beast	23
Arcade Mega Hits	23
Aussie Games	23
B.A.T.	27
Batman - The Movie	30
Battle Chess	29
Blue Angels	20
C128 80 Col Fun & Games Pack	45
C64 Games Spectacular Package	21
Caveman Ugh!lympics	21
Chessmaster 2100	25
Chutes and Ladders	12
Clue: Master Detective	22
Death Bringer	23
Double Dragon II	21
Dragon Wars	30
Eye Of Horus	27
F14 Tom Cat	27
F16 Combat Pilot*	24
Face Off!	27
Ferrari Formula One*	20
Forgotten Worlds	20
Gauntlet 2	20
Heat Wave: Offshore Racing*	20
Hole In One - Miniature Golf	27
Iron Lord	27
Jack Nicklaus Course Champ '89	10
Jeopardy 2	12
John Madden Football	37
Knights of Legend	23
Laser Squad*	13
Licence to Kill	26
Mean Streets	26
Monday Night Football	26
Panzer Battles	27

Pipe Dream	21
Pocket Rockets	20
Pro Tennis Tour*	21
Puffy's Saga*	21
Rambo III	20
Robocop	23
Scrabble	24
Sentinel Worlds	20
Sex Vixens From Space	20
Sim City	27
Skate Wars*	27
Starflight	27
Super Password	12
Superman	20
TV Sports Football	21
Sword of Aragon*	17
Test Drive 2: European Challenge	10
Test Drive 2: Muscle Cars	19
Test Drive 2: The Duel	10
The Cycles: Grand Prix Racing	20
Three Stooges	23
Thud Ridge	24
Turbo Out Run*	24
Ultima Trilogy (1,2,3)	39
Ultima V	39
Vigilante	17
Wheel of Fortune 2	12
Wizardry - Heart of Maelstrom	27
Wizardry Trilogy	26

GEOS RELATED

Desk Pak Plus - Geos	\$22
Pak Plus - GEOS	22

Spectrum 128	29
--------------	----

PERSONAL

Bible Search KJV	\$20
Bible Search NIV	25
Bridge 5.0	20
Dream Machine Analyze/64	19
Family Tree C64/C128 and LDS	39
Great War	15
Tarot 128	15

UTILITIES/LANGUAGES

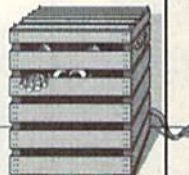
1541/1571 Drive Alignment	\$25
1581 Toolkit V2/Dos Ref	29
Basic 8	29
Basic 8 Toolkit	17
Basic 8-How to Get the Most Out of	17
Basic Compiler/128	39
Basic Compiler/64	29
Big Blue Reader V3 (64/128)	32
Bobstern Pro 128	42

WE NOW CARRY JiffyDOS!

JiffyDOS v6.0 64	\$50
JiffyDOS v6.0 128	\$60
Please specify computer and drive when ordering	
C128 Advanced User Package	45
C128 Programmer's Delight	45
CPM Kit	22
CSM Newsletter Compendium	29
Cobol 128	29
Digitaltalker 128	20

WHY CHOOSE BRIWALL?

- ✓No Surcharge on Charge Orders
- ✓24-Hour Toll-Free Ordering
- ✓Our Fifth Year in Business
- ✓Fast, Friendly, Reliable Service
- ✓In-house Technical Support
- ✓A Fair Return/Exchange Policy
- ✓A "No-surprises" Shipping Policy



SATISFACTION GUARANTEED!

GEOS 64 v 2.0	39
Geochart/64	22
Geofile 128	45
Geopublish 64	39
Geos 128 V2.0	45

CREATIVITY/GRAPHICS

Award Maker Plus	\$29
Billboard Maker	25
Blazing Paddles	25
Business Card Maker	29
Cad 3D	39
Cadpak 128	39
Colorez 128	12
Computer Eyes	105
Doodle	29
Home Designer	45
Home Designer Circuit Symbol Lib	10
Icon Factory	25
Label Wizard	21
Newsmaker 128	24
Newsroom	14
Photo Finish	19
Poster Maker 128	24
Printmaster Plus	25
Printshop	30
Screen F/X	25
Sketchpad 128	24

Gnome Kit 64/128	29
Kracker Jax Super Cat	22
Kracker Jax Vol 1-7 + Shotgun2	27
Maverick V4.0 Copier	29
Merlin 128	45
Protoline BBS 128	29
Protoline 128	12
Super 81 Utilities 128 or 64 each	29
Super Aide 64	25
Super C 128	45
Super Disk Librarian 128 or 64 each	19
Super Disk Utilities 128	25
Super Pascal 128 or 64 each	45
Super Snapshot V5.0	59
Super Snapshot V5.0 w/128 disble	65
SysRES Enhanced	16

We maintain an enormous inventory of software. If you don't see what you want, CALL!

Titles marked with * were not yet available when the ad was prepared. Please call for firm price and availability. Titles in BOLD are new items

1541/1571 DRIVE ALIGNMENT

This excellent alignment program is a must-have for every Commodore owner. Easy to use, it helps you to align your drive so that it runs just as if it were new! The simple instructional manual and on-screen help prompt you through the alignment procedure and help you adjust the speed and head stop of your drives. It even includes instructions on how to load the alignment program when nothing else will load!

Don't be caught short! We get more Red Label orders for this program than any other program we sell. Save yourself the expense! Order now, keep it in your library, and use it often!

Works on the 64, 128 and SX64 for the 1541, 1571, 1541-II and compatible third party drives.

STILL ONLY \$25

LOOKING FOR PROGRAMS MADE JUST FOR YOUR 128?

NEWS MAKER 128

Desktop publishing for the 128D (or the 128 with 64K video RAM upgrade). ONLY \$24

SKETCHPAD 128

Complete drawing system for the Commodore 128 and 1351 mouse. JUST \$24

SPECTRUM 128

80-column paint package for the 128D (or 128 with 64K video RAM upgrade.) ONLY \$29

HOME DESIGNER 128

Professional object-oriented CAD package for the Commodore 128. OUR PRICE ONLY \$45

BASIC 8 Package

Here's a special deal on a complete Basic 8 library. You get Basic 8, Basic 8 Toolkit and How To Get The Most Out Of Basic 8. OUR PACKAGE PRICE \$45!

SHIPPING POLICY: ALL ORDERS received before 3PM EST will normally be shipped within 2 business days. All UPS shipments are sent Signature Required/No Driver Release. Add the following shipping charges to your Total software order.
US: Ground \$4.50 (cont. USA ONLY); Air/Rush \$8.00 (includes Puerto Rico/Hawaii); Overnight \$12.00 + \$2.50 PER ITEM (must be received by 12 Noon.)

Priority Mail: USA \$4.50 (includes APO/FPO); Canada/Mexico \$7.00; Other Foreign \$4.00 Handling + Actual Shipping + Insurance.
HARDWARE: Shipping charges for all hardware are \$4.50 handling + actual shipping charges + insurance.

ORDERING INSTRUCTIONS: For your convenience, you can place a phone order 24 Hours/7 days a week on our TOLL-FREE LINE 1-800-638-5757. Outside the USA, please use (215) 683-5433. Price, availability, and compatibility checks are also welcome on our order line, Monday thru Friday, 9:30AM - 4:30PM EST. AFTER HOURS Orders Only Please! When placing an order, please specify your computer model, home & daytime telephone number, shipping address, charge card number, expiration date and name of bank.

ACCEPTED PAYMENT METHODS: We gladly accept Personal Checks (no holding), Money Orders, VISA, MASTERCARD, School Purchase Orders, or COD (\$4.00 additional -- for established Briwall Customers ONLY). All checks must be in US Dollars and drawn on a US bank. There is no surcharge for credit cards and your card is not charged until we ship!

RETURN POLICY (for software and accessories ONLY): We have a liberal return policy to better service your needs. If within 15 days from the time you receive an item, you are not satisfied with it for any reason, you may return it to us for either a refund, exchange, or open credit. Refunds are subject to a 10% restocking fee per item returned (\$5.00 minimum per item). Exchanges/Open credits will gladly be issued for the full purchase price of the item. DEFECTIVE items, Hardware items and Special Order items will be repaired or replaced with the same item only.

TECHNICAL SUPPORT (215) 683-5699, Mon - Fri, 9am - 5pm EST. We do our very best to help you with your product selections before you order, and after you receive your product. General questions, such as price, compatibility, etc., will be handled by our order staff at the time you place your order. BUT, if you have specific, detailed questions about a product you will get the most help from our Technical Support Line.

SOLID PRODUCTS...SOLID SUPPORT

Circle Reader Service Number 123

www.commodore.ca

BASSEM

Last month, we introduced *Bassem*, the full-featured, two-pass assembler for the 64. This month, we complete our discussion of its commands and offer tips for its use.

A MACHINE LANGUAGE ASSEMBLER FOR THE 64 PART 2



Because *Bassem* is an extension to BASIC, its source files are very similar to BASIC program files. Each line of *Bassem* source code must be preceded by a line number in the range 0-63999, can contain up to 80 characters, and can have multiple commands separated by colons. *Bassem's* commands and 6502 mnemonics are tokenized, and, like standard BASIC commands, they can be represented using abbreviations. (See Tables 1 and 2.)

In Part 1, we discussed how to get *Bassem* up and running and introduced enough of the command set to allow you to begin writing your own programs. Now, we'll examine the rest of *Bassem's* commands and explain how to use them.

More Commands

In the following command descriptions, as before, the commands themselves and constant parameters are shown in bold type while variable parameters are shown in bold italic type. Optional parameters are indicated by square brackets, and repeating parameters are represented by ellipses. When only one of several choices is allowed, the parameters are surrounded by parentheses and separated by vertical bars.

WOR *number* [*number*] ... Places the specified number(s) into the object file in low-byte/high-byte format. Legal values for *number* range from 0 to 65535. You can specify multiple values with one WOR command by separating them with commas.

FLP *number* [, *number*] ... Places the

specified number(s) into the object file in five-byte floating-point format. Legal values for *number* range from -1E38 to 1E38. As with the BYT and WOR commands, you can specify multiple values with one FLP command by separating them with commas.

OPZ (01)[, *number*] Tells the assembler how to assemble zero-page addressing modes for those instructions which support it. Setting the first parameter to 1 tells *Bassem* to use zero-page addressing whenever possible. (This is the way most assemblers handle zero-page addressing.) Setting it to 0 tells *Bassem* to use absolute addressing mode.

If, for example, you enter the commands

```
250 OPZ 1:LDA $C6
```

in your source file, the assembler generates the values A5 C6. If you change the OPZ 1 command to OPZ 0, it generates AD C6 00.

The first example is in zero-page addressing mode, and the second is in absolute addressing mode. Zero-page addressing is both shorter and faster, but in some applications where timing is critical, you may want to use absolute addressing instead.

If you're not careful, setting OPZ incorrectly can cause errors during assembly. One such case occurs when you attempt to assemble an instruction which supports X- or Y-indexed, zero-page addressing mode but doesn't support its equivalent absolute addressing mode. If you try to assemble such an instruction (STX \$61,Y, for example) with zero-page mode turned off, *Bassem* issues a SYNTAX ERROR message. The error is flagged as a syntax error because the assembler expects the instruction to be followed by a colon or an end-of-line

character but not by a comma.

A 6502 instruction generally has one of two types of arguments: address and data, or value. The second parameter of the OPZ instruction determines which messages *Bassem* prints when an instruction's argument is 0. If OPZ's second parameter is set to 0, no messages are issued; if it's 1, *Bassem* prints a warning when it encounters a 0 address; if the parameter is 2, the assembler issues a warning upon encountering a 0 data value; and if it's 3, it prints warnings for both types of 0 arguments.

Programming Aids

In addition to the commands which affect how your programs assemble, *Bassem* also has commands that aid program development. Although most of these commands are intended to be used only in immediate mode, some can be included in your source file.

LABEL [(number | label | string) [(number | label | string)]] [CLR] Displays the labels defined by *Bassem*. Once you've assembled your source file, typing LABEL displays all the labels defined in your program along with their hexadecimal values. Press the CTRL key to slow the display, the SHIFT key to freeze it, or the RUN/STOP key to stop it.

You can display a range of labels by typing the LABEL command followed by the first and last values of the range, separated by a comma. For example, LABEL \$A000, 49151 displays all the labels whose values range from 40960 to 49151. The LABEL command is similar to BASIC's LIST command in that you can specify open-ended ranges by leaving off one of the range delimiters (LABEL ,&021 or LABEL \$FF81,). Also notice that you can use any of the numeric formats (binary, octal, decimal, or hexadecimal) supported by *Bassem*.

Another feature of the LABEL command allows you to display the value of a specific label or the values of a range of labels using the label names (LABEL CHROUT or LABEL FRELO1, ENV3). If you can't remember exactly how a label name is spelled or you need to know the values of several labels with similar names, you can search for them using a wildcard string. As with Commodore DOS commands, use the question mark (?) to match any one character and the asterisk (*) to match any number of characters. An example label search might look like

LABEL "?E**"

HERE = \$C000 RESET = \$FCE2
2 LABELS DEFINED.

Once you've viewed all of the defined labels, you can erase them with the LABEL command's CLR option.

Typing LABEL CLR clears or erases the label buffer as defined by the SET command. (For a discussion of the SET command, see Part 1 in the April issue.)

FIND charstringchar Searches the source code file in memory for the given string and lists all lines in which a match is found. The *string* parameter is the string you want to search for and the *char* parameters are delimiting characters. You can use any character that's not found in the search string as your delimiter. If you use the double-quotation-mark character (") as the delimiter, the search string will be used as is; otherwise, the string will be tokenized before the search begins.

As *Bassem* searches, it lists each line containing a string that matches the search string. If the lines begin to scroll off the screen, you can slow the display by pressing the CTRL key, freeze it by pressing the SHIFT key, or stop it by pressing RUN/STOP. The following are some examples of valid search commands.

FIND /PRINT/ (search for the PRINT command)
FIND "PRINT" (search for the word PRINT in a string)
FIND ZXYZ (search for the variable XY)
FIND "@@" (search for a quotation mark)

AUTO [increment] Prints line numbers automatically. The *increment* parameter determines how *Bassem* calculates the next line number. To have *Bassem* print the line numbers for you, enter the AUTO command with an increment value and then enter your first line of code. When you press RETURN to enter the line, *Bassem* prints the next line number. The line number it prints is the current line number plus the increment value.

For example, if you enter the command AUTO 10 and then type the line
100 ' WORLD'S GREATEST PROGRAM,
PART 1

Bassem will print 110 as the next line number. To turn off the automatic-line-numbering option, enter the AUTO

command by itself. Valid values for *increment* are 0-65535, but an increment of 0 or increments greater than 5000 are pretty useless. While you're in automatic line-numbering mode, if a new line number is the same as an existing line number, the computer prints an apostrophe (') prior to the line number. If this happens, you can press RETURN and the old line won't be changed.

You can stop line numbering in one of three ways: by pressing RETURN on a line with the apostrophe in front of the line number (as described above), by pressing RETURN over an empty new line, or by pressing SHIFT-RETURN on any line. Also, numbering stops if the new line number is higher than 63999. To be safe, you should disable automatic line numbering when you finish using it.

RENUM [starting line number [, increment]] Changes the line numbers of the program so that they increment by a constant value. The first parameter indicates the line number for the first line of the program. The second parameter gives the step value used in determining the line numbers for each successive line.

For example, typing RENUM 100,5 will renumber the program so that the first line of the program is number 100 and each line after that is 5 greater than the previous line. Entering RENUM without any parameters uses the default values of 10,10. Also, don't use this renumber command on BASIC programs. It rennumbers only line numbers. It doesn't change GOTO, GOSUB, or other similar commands.

DEL (line number [- line number]) Deletes lines from the source file in memory. The line-number options for the DEL command behave exactly like BASIC's LIST command. Be careful with this command. Typing DEL by itself erases your entire source file from memory. Once it's gone, you can't recover it.

OLD Recovers a source file erased using BASIC's NEW command. This command cannot rescue a program erased with the DEL command. >

Table 1: *Bassem* Commands—Abbreviations and Tokens

Command	Abbreviation	Token Value	Command	Abbreviation	Token Value
AFFIX	A Shift-F	\$D8 (216)	LABEL	L Shift-A	\$CE (206)
AUTO	A Shift-U	\$D2 (210)	LFT	L Shift-F	\$DA (218)
DEL	none	\$D3 (211)	MERGE	M Shift-E	\$DC (220)
DIR	none	\$D6 (214)	OLD	O Shift-L	\$D4 (212)
DISK	DI Shift-S	\$CC (204)	PUT	P Shift-U	\$D7 (215)
DLIST	D Shift-L	\$DB (219)	RENUM	RE Shift-N	\$D1 (209)
FIND	F Shift-I	\$CD (205)	WRITE	W Shift-R	\$D5 (213)
HELP	H Shift-E	\$D9 (217)			

Bassem

HELP Lists the line in which an error has occurred. When it's able, **HELP** indicates the exact location of the error. If a portion of the listed line is shown in inverse video, the error occurred just before the inversed section; otherwise, the error occurred at the end of the line. If you modify the program, **HELP** can still list the errant line, but it won't be able to point out the exact location of the error.

LFT [SETCLR] Sets or clears the formatted listing flag. **LFT SET** causes the **LIST** command to format the source lines as it displays them. **LFT CLR** returns **LIST** to its normal mode of operation. When you use the **LFT SET** command, **LIST** displays each instruction on a single line in the forms described here.

- If the instruction is the first one on a source line, then the line number is printed starting in the first column.
- If the instruction is preceded by a label or a label is defined by the assignment operator, the label is printed starting in the sixth column.
- The instruction itself or the assignment operator for a label definition is printed beginning in the 15th column.
- If the line contains a *Bassem* command, it's printed starting in the 20th column.
- Comments are displayed right after the line number if there are no other instructions on the line. Otherwise they are displayed beginning in the 40th column (the start of the next line on the screen).

The formatted listing option is especially useful when you use the **HELP** command because the error is more easily identifiable. While formatted listing is activated, you can add lines to

your program as you normally would, but don't edit formatted lines if they occupy more than one screen line.

Disk Commands

In addition to its numerous other commands, *Bassem* also adds seven commands for controlling your disk drive. *Bassem* disk commands default to drive 8 when you don't specify a device number. Also, commands that require a string or filename as a parameter accept up to 41 characters.

DISK [(string [, device number] default device number)] Sends a string to the disk drive command channel, displays the drive status, or sets the default drive number. If you enter the **DISK** command followed by a string, *Bassem* sends the string to the default drive's command channel. This function is useful for performing tasks such as scratching files or validating disks. When typed alone, the **DISK** command displays the drive's current status.

Another feature of the **DISK** command allows you to change the default drive's device number. To change the default drive, enter **DISK** followed by the device number. *Bassem* allows you use drives 8-11 as the default.

DIR [string [, device number]] Displays a disk directory on the screen. Entering **DIR** by itself displays all of the files from the default drive on the screen. You can specify which files **DIR** displays with the *string* parameter. The string can contain a valid filename or Commodore wildcards. (See your disk drive user's manual for more information on wildcards.) Below are some examples.

```
DIR "*"
DIR "*"=S"
DIR "BA"
```

The first example is equivalent to typing **DIR** by itself, the second displays the sequential files on the disk, and the third displays the files beginning with the characters **BA**. When using **DIR**'s *string* parameter, you may also specify which drive to use. Like the **DISK** command, **DIR** accepts drive numbers 8-11.

If the filenames scroll off the screen as you display a disk's directory, you can slow the scrolling by pressing the **CTRL** key. You can freeze the display temporarily by pressing the **SHIFT** key or stop it completely by pressing **RUN/STOP**.

WRITE filename [, device number] Writes the object code generated by *Bassem* to disk. The **WRITE** command allows you to save your machine language program to disk. The *filename* parameter is the name of the file to contain the machine language. You must add the extension **.P,W** to the filename to prevent a disk error. You can specify which disk drive to write the code to by including the drive number after the filename. For example, **WRITE "CL.ML,P,W",9** saves the object to the file **CL.ML** on the disk in drive 9.

For *Bassem* to write the object code correctly, you must place the **WRITE** command before the **BAS** and **PASS1** commands. The following program fragment shows the order that's required.

```
10 WRITE "CODE,P,W"
20 BAS $C000
30 PASS 1
.
. your code
.
1000 PASS 2
```

You may want to assemble your program without writing the object

Table 2: 6502 Instructions—Abbreviations and Tokens

Ins.	Abbr.	Token	Ins.	Abbr.	Token	Ins.	Abbr.	Token	Ins.	Abbr.	Token
ADC	A-D	\$FE-80	CMP	-	\$FE-90	NOP	-	\$FE-A0	STY	-	\$FE-AF
AND	A-N	\$AF	CPX	C-P	\$FE-91	ORA	-	\$B0	TAX	-	\$FE-B0
ASL	-	\$FE-81	CPY	-	\$FE-92	PHA	P-H	\$FE-A1	TAY	-	\$FE-B1
BCC	B-C	\$FE-82	DEC	-	\$FE-93	PHP	-	\$FE-A2	TSX	T-S	\$FE-B2
BCS	-	\$FE-83	DEX	-	\$FE-94	PLA	P-L	\$FE-A3	TXA	T-X	\$FE-B3
BEQ	B-E	\$FE-84	DEY	-	\$FE-95	PLP	-	\$FE-A4	TXS	-	\$FE-B4
BIT	B-I	\$FE-85	EOR	E-O	\$FE-96	ROL	R-O	\$FE-A5	TYA	T-Y	\$FE-B5
BMI	B-M	\$FE-86	INC	-	\$FE-97	ROR	-	\$FE-A6	PASS	P-A	\$CF
BNE	B-N	\$FE-87	INX	-	\$FE-98	RTI	R-T	\$FE-A7	SET	S-E	\$D0
BPL	B-P	\$FE-88	INY	-	\$FE-99	RTS	-	\$FE-A8	BAS	B-A	\$FE-BB
BRK	B-R	\$FE-89	JMP	J-M	\$FE-9A	SBC	S-B	\$FE-A9	BUF	B-U	\$FE-B9
BVC	B-V	\$FE-8A	JSR	J-S	\$FE-9B	SEC	-	\$FE-AA	BYT	B-Y	\$FE-B6
BVS	-	\$FE-8B	LDA	L-D	\$FE-9C	SED	-	\$FE-AB	FLP	F-L	\$FE-BC
CLC	-	\$FE-8C	LDX	-	\$FE-9D	SEI	-	\$FE-AC	OPZ	-	\$FE-B7
CLD	-	\$FE-8D	LDY	-	\$FE-9E	STA	-	\$FE-AD	WOR	W-O	\$FE-B8
CLI	-	\$FE-8E	LSR	L-S	\$FE-9F	STX	-	\$FE-AE	WRT	-	\$FE-BA
CLV	-	\$FE-8F									

The **AND** and **OR** instructions can be used as logical operators in **BASIC** or as 6502 instructions in your source code (**AND** and **ORA**).

Bassem

code to memory or disk until you're sure that it doesn't contain syntax errors. Once you're sure your program assembles correctly, you can add the WRITE command to write the object code to disk.

PUT (line number [- line number]) filename [, device number] Saves portions of the source program to disk. The line number parameters are used to specify which lines of code should be saved. All of the line-number options of BASIC's LIST command are available. The filename parameter must be a valid Commodore filename. You can optionally specify the drive number where the file is to be saved.

AFFIX filename [, device number] Appends a source file to the end of the source file in memory. AFFIX works like LOAD except that the file doesn't overwrite the current file in memory. If there is no file in memory, AFFIX works just like LOAD.

AFFIX doesn't merge the file on disk with the file in memory (see MERGE, below). It doesn't replace existing source lines with lines from the loaded file if the two have the same line number. It also doesn't arrange the two files into line-number order. It simply appends the loaded file to the one in memory.

DLIST filename [, device number] Lists a file from disk without disturbing the file in memory. DLIST works like BASIC's LOAD command, but the DLISTED file is only displayed on the screen. The file in memory remains unaltered. If formatted listing mode is set, the file will be listed to the screen with one instruction per line. (See the LFT command for details.) You can control how quickly the program scrolls by using the CTRL and SHIFT keys, and you can stop the listing at any time by pressing the RUN/STOP key.

MERGE filename [, device number] Merges a program from disk with the one in memory. MERGE reads a program from disk, lists each line to the screen, and adds the line to the program in memory. If the programs have common line numbers, the program on disk takes precedence. Be sure that formatted listing mode is turned off before using the MERGE command (see LFT).

Error Messages

To help you debug your programs, Bassem adds several error and warning messages to BASIC.

OUT OF LABEL MEMORY. Bassem has filled the label storage buffer. To correct this error, you should increase the buffer size using the SET command. (Bassem itself was assembled using the default buffer size without

overflowing the storage buffer.)

LABEL ALREADY EXISTS. You've tried to define a label that already exists in your program. To resolve the conflict, change one of the labels. You can use the FIND command to search for the other copy of the label.

LABEL NOT FOUND. You've referenced a label that hasn't been defined. All labels must be defined before they can be used. Be sure you haven't misspelled the label name or forgotten to define the label.

BRANCH TOO LONG. You've attempted to branch to a label that is out of the range of the instruction. A 6502 branch instruction can jump up to 127 bytes forward or 128 bytes backward. Rewrite your code to use a JMP instruction instead of a branch. (The JMP instruction can address all of the 64's memory.)

DIRECT MODE ONLY. You've tried to use a command in your source program that is only allowed in immediate mode.

?ZERO VALUE IN xxxxx and ?ZERO ADDRESS IN xxxxx. These messages are warnings that indicate an instruction had a zero value for its argument. You can turn off these warnings with the OPZ command.

Notes and Programming Tips

Bassem is a two-pass assembler. In the first pass, it calculates the addresses of the labels (except for those defined with the assignment operator) using a program counter (PC). When you define the starting address for your program using the BAS command, you're actually setting the PC. As it goes through the first pass, Bassem determines the length of each instruction and adds that value to the PC. When it encounters a label that isn't followed by the assignment operator (=), it assigns the current PC value to that label. This has the effect of assigning the address of the instruction to the label.

If the argument of an instruction is a label, Bassem first checks to see if the label is already defined. If so, it calculates the length of the instruction based on the value of the label. If the label is undefined, it calculates the length for the worst possible case. If you attempt to use an instruction with an expression containing an undefined label as its argument, Bassem generates an UNDEFINED LABEL error.

To avoid this error, you can arrange the expression so that the undefined label is the first operand in the expression. For example, you'd rewrite `14 + LINWIDTH*8` as `LINWIDTH*8 + 14`. If you can't rearrange the expression without changing its meaning, add a dummy label at the beginning of the expression and then define the dummy label just before the PASS 2 statement

at the end of the file. For example, you can't change `8/+FUTUREBYTE` to `+FUTUREBYTE/8` because they aren't mathematically equivalent. To get Bassem to assemble this expression correctly, you'd have to change it to `+DUMMY + 8/+FUTUREBYTE` and then place the statement `+DUMMY = 0` at the end of the file.

Bassem uses several memory locations in lower memory that you should be aware of. Don't try to modify these unless it's absolutely necessary. Below are the locations and their uses.

Locations	Use
\$02 (2)	Pass 1 or 2 flag
\$FB-\$FC (251-252)	Program counter
\$FD-\$FE (253-254)	Pointer to the next available byte in label buffer
\$02A7-\$02FF (679-767)	Buffer for current label name, FLP instruction, and BUF instruction.
\$0334-\$033B (820-827)	Temporary buffer for preserving several page-three pointers.

Notice in the fourth entry that the same buffer is used to hold the current label name and the byte patterns of the BUF instruction. This means that you can't use labels as arguments to the BUF command.

You can change the character used to indicate labels by POKEing the ASCII value of the new character into location \$9D31 (40241). Be sure not to use characters that are reserved as BASIC operators (+, -, *, /, <, >, and .), as these have special meanings in BASIC and shouldn't be used.

If you change the label marker this way, you'll have to edit all of the labels in your source files. You can make the change permanent by loading Bassem and typing NEW. Then enter the following commands from direct mode.

```
POKE40239,character:POKE43,240:POKE
44,135:POKE45,0:POKE46,160:SAVE
"filename",8
```

Character is the ASCII value of the new label marker, and filename is the name of the file in which to save Bassem. If you change the label marker this way, you won't need to edit your old source files.

Occasionally, the FIND command will list a line that doesn't contain the string that you were searching for. This usually happens when you're searching for Bassem or BASIC commands that have been tokenized. This is caused by the two-byte tokens used for the ML instructions. For example, INY is tokenized as \$FE \$99 (254 153) and PRINT is tokenized as \$99 (153). When you search for PRINT, the FIND routine assumes that the \$99 of the INY token is a PRINT token.

THE DEFINITIVE REFERENCE
FOR COMMODORE USERS

GAZETTE

BACK ISSUES

Note: Only selected titles are listed in contents for each issue

1987

January—Keyword Construction Set, One-Touch Function Key, GEOS Icon Changer, CP/M: Surviving with 40 Columns
February—Collision Course, Division Worksheet, MetaBASIC 64, MetaBASIC 128, 128 DOS Wedge, 128 Sound & Music (Pt. 4)
March—Ringside Boxing, Color Craft, 128 RAM Expansion, CP/M RAM Expansion, Sprite Manager
April—Omicron, Music Improvisor, Print Shop to GEOS, TurboSave 128, TurboSave 64, Countdown Timer
May—SpeedScript 3.0, Powerball, Cassette Sleeve Maker, No-SYS Loader, Fast Boot, Gameports
June—Bingo, Fraction Practice, Free-Form Filer, Disk Vacuum, Hi-Res Graphics on the 128
July—Basketball Sam & Ed, Calendar Maker, Crash Prevention, 128 Graph Designer, GEOS File Storage, Text Framer
August—Bounty Hunter, Sprite Magic, Sprite Stamp, 80-Column Sector Editor (128), Relative Files
September—Sub Attack, Exercise Pacer, Screen Maker, Impossible Scroll, Video Slide Show, 80-Column Magic
October—SpeedScript 128, Chopper Pilot, Stars: A Simulation of the Heavens, Directory Magic, Font Printer, Animator 64
November—Litterbug, Sketch Pad, Poster Printer, Renumber 64, Accessing the 128's 80-Column Screen
December—Crossroads, Snake Pit, Word Find, Animal Match, Disk Rapid Transit, PrintScreen, GeoTrash Restorer

1988

January—How to Buy a Modem, Buyer's Guide to Modems, Needlework Graphics Editor, Tile Paint, Sound Manager
February—Buyer's Guide to Graphics Programs, Easy Load, Turbo SpeedScript, Fast 64 Mode for the 128

**COMPLETE YOUR
COLLECTION!
ANY ISSUE FOR \$6!**

**Issues not listed are
sold out. Limited
quantities available.**

Order today!

March—CP/M Software for the 128 (Pt. 1), XPressCard 128, ML Cloner, Big Screen, Color Lister
April—CP/M Software for the 128 (Pt. 2), 3-D Speedway, SpeedFile 64, Ramdisk 128, Mirrors
May—Networking the 64, Guide to User Groups (Pt. 1), Treasure Diver, Mob Maker, 128 Math Graphics, 1541 Speed & Alignment Tester
June—Buyer's Guide to Printers, Guide to User Groups (Pt. 2), Arcade Volleyball, Excelfont-80 (128), Graphics Wedge
July—Hard Disk Drives for the 64/128, Civil War on Disk, Quick Save, Error Analyzer, SYS Stamper
August—MIDI Made Simple, Buyer's Guide to Music Software, Cribbage (128), 128 Shell Booter, 3-D Sprites, Zoom
September—Write All About It! (desktop publishing), Pattern Fill, Multicolor Graphics Dump, SpeedCheck 128, Disk Package, MultiSort 128
October—Commodore Goes Back to School, Buyer's Guide to Preschool Software, Scorpion II, 64 Compressor, SpeedPrint, Speed Columns, 128 Text Sorter
November—GEOS 2.0: A Major Upgrade, Buyer's Guide to Word Processors and Spelling Checkers, Rally Racer, Block Out (128), Sprite Killer, Notepad 64, Font Grabber (GEOS)
December—88's Best Games, Ringside LXIV, Crossroads II, Digi-Sound, Dynamic Windows, Quick! (1541 speedup), 1526 PrintScreen, Key Lock

1989

January—Guided Tour of Major Online Services, How to Get Published, Disc Blitz, Jewel Grab, 128 Animator, Smooth-Scrolling Windows, Handy Filer, Smart Disassembler
February—Around the World with Commodore, Buyer's Guide to Personal Publishing Software, Tank Ambush, Gridloc (128), The Great Arcade Machine, 1581 Alphabetizer, Sound Wedge
March—Dream to Reality: Simulation Designers Speak Out, Buyer's Guide to Sports Games and Simulations, The Anglers, Bacteria (128), Planebender, Bitmap Buster, Monthly Calendar, MultiView
April—Designing Your Own Programs, Buyer's Guide to Programming Aids, Science Fiction on Disk, Space Worms, BASIC 10, File Saver (GEOS), Super Accelerator (128), Comparator
May—Care and Feeding of Dot-Matrix Printers, Fantasy on Disk, Guide to User Groups (Pt. 1), Knock 31, Hi-Res Windows, RAM Wedge 128, Super Slideshow, Quick Print, Close-up: GEOS 128 2.0
June—Best Arcade Sports Games, Guide to User Groups (Pt. 2), Match Mania, Jericho II, Hi-Res 80 (128), SpeedCount, MacroBASIC (64/128), Grafix Converter, GEOS Help Pad
July—Speakers, Stereo, and MIDI Solutions; Mine Sweeper, Monster Bar-B-Q (128), Math Magic, CHR\$ Graphics, Financial Planner, 1581 Directory Sorter, GEOS File Retriever
August—Here Come the Coin-Ops!, Explore Your 64!, Stars II, Disk Doubler (64/128), Quiz Maker (64/128), Sprite Pader 64, 80-Column Graphics (128), Screen Splitter, Notepad 128, Sprite Clock, Marathon (128)
September—Call Your User Group, Commodore's Back in the Classroom, Block Battle!, Wham Ball, 64 Animator, SpeedScript 128 Plus, Memo Card, Slideshow (GEOS), MR Scribble, EZ Bar Charter, On the Border (border routines)
October—Tips for Desktop Publishers, Slap Shot, Backdrops, Boot Maker, RGB Kit (128), 128 Graphics Compactor, Triple Search, Text Screen Editor, Diamonds, Disk Usage (GEOS)
November—Super Power Boosters, Cartridge Power!, White Water, DP BASIC, SpeedScript Easy Cursor, Copy 81, Flash Card, Universal Input, Turbo Format (GEOS), Vertical Scroller

FOR ORDER INFORMATION AND FORM, SEE PAGE 60.

Corresponding monthly disks are available only for issues from January 1986 forward.

www.commodore.ca

CUSTOM CURSOR

How many times have you looked at that flashing block on your text screen and wished you could change it? Well, now you can. With *Custom Cursor*, a relocatable machine language utility for the 64, you'll have a choice of eight distinct cursor patterns, along with the standard cursor. Designed specifically for use with BASIC programs, this routine also lets you change the cursor color and blink speed.

Getting Started

Custom Cursor is a two-part program. The first portion (lines 5-610) demonstrates *Custom Cursor's* features; the remainder (lines 63000-63380) contains the relocatable machine language (ML) routine—stored in DATA statements—that actually modifies the cursor.

To prevent typing mistakes while entering *Custom Cursor*, use *The Automatic Proofreader*, found elsewhere in this issue. Be sure to save a copy of the program to disk or tape when you've finished.

To install *Custom Cursor*, first assign a starting address (SA) for the routine in line 10. If you define SA as 0, then the ML code relocates itself to the top of BASIC RAM. If SA is some other value, the code is placed at the address represented by this number. Note that no range-checking is performed by the program, so be careful that you don't overwrite another program with the code.

Next, run the program. Once the ML has been POKEd into memory, follow the instructions on the screen to observe the different cursor effects. If you

Want to dress up
your cursor?
Here's a short
machine language
routine that creates
custom cursors
for your
BASIC programs.
For the 64.

Gordon Chamberlin

wish to use this routine in your own programs, you must include lines 63000-63380. Also, be sure to place the following lines at the beginning of your program before accessing *Custom Cursor*.

```
10 SA=49152:REM STARTING  
ADDRESS  
20 GOSUB63000:CLR  
30 SA=PEEK(253)*256+PEEK(254):  
CO=SA+3:CF=SA+6:REM DEFINE  
JUMP TABLE ADDRESSES
```

The Commands

Custom Cursor is accessed using three separate SYS commands. (The SYS addresses for these commands are calculated by line 30 above.) The first command is used to initialize the custom-cursor routine and to specify a particular cursor pattern. It has the syntax

SYS SA,n,c,s

The *n* is the cursor number (0-8). In addition to the normal cursor (using a value of 0 causes the routine to be deactivated), there are eight distinct cursors (use values in the range 1-8), each forming a unique pattern on the screen. Cursors 1-5 can be used with upper- or lowercase. Cursors 6-8 are for upper-case use only and form some of the more interesting patterns.

The *c* is the cursor color (0-16). To make the cursor appear in one of the standard Commodore colors distinct from the text color, assign *c* a value in the range 0-15. To make the cursor the same color as the text, use a value of 16.

The cursor speed is represented by *s*.
www.commodore.ca
COMPUTE!'s Gazette May 1990 41

Custom Cursor

s (0-255). A value of 1 is the fastest; a value of 0 is the slowest (it wraps at 255). Although each cursor pattern has its own default speed, this parameter allows you to select the most appropriate speed for a particular cursor image.

The second command, SYS CO,w, tells the computer to execute the system cursor-blink routine. If w is 0 or not defined, then Custom Cursor will return immediately without executing the computer's normal cursor-blink routine. If w is 1, it will wait for a keypress before returning. If it is 2 or higher, it will call the cursor-off routine (see below) before returning.

The third and final command, SYS CF, turns off the computer's own cursor-blink routine (don't confuse this with deactivating Custom Cursor). This command is used to prevent the cursor image from being printed when you're moving around the screen.

Custom Cursor

```
XQ 5 REM COPYRIGHT 1990 COMPUT
E! PUBLICATIONS, INC. - A
LL RIGHTS RESERVED
CX 10 SA=49152:REM STARTING AD
DRESS
QR 20 GOSUB63000:CLR
QE 30 SA=PEEK(253)*256+PEEK(25
4):CO=SA+3:CF=SA+6:REM D
EFINE JUMP TABLE ADDRESS
ES
SG 40 DIM SP(8):REM DEFAULT SP
EEDS
DJ 50 RESTORE
JC 60 FOR A=0 TO 8:READ SP(A):
NEXT
PP 70 DATA 0,2,3,5,9,255,3,3,3
CC 80 CN=1:CC=16:S=SP(CN)
QD 90 SYS SA,CN,CC,S
DS 100 PRINT"{8}{CLR}";
GK 110 PRINT"USE:"
XK 120 PRINT"{3 SPACES}F1/2 -
{SPACE}TO CHANGE NUMBER
"
ES 130 PRINT"{3 SPACES}F3/4 -
{SPACE}TO CHANGE COLOR"
HC 140 PRINT"{3 SPACES}F5/6 -
{SPACE}TO CHANGE SPEED"
CM 150 PRINT"{3 SPACES}F7 - TO
VIEW HELP"
DK 160 PRINT"{3 SPACES}F8 - TO
QUIT"
MA 170 PRINT"{2 DOWN}
{2 SPACES}YOU MAY TYPE
{SPACE}ANY KEYS YOU WIS
H: ";
XS 180 GOSUB490
QM 190 SYS CO,2:GETG$:G=ASC(G$
)
MQ 200 IF G<133 OR G>141 THEN4
60
KE 210 IF G$<>"F1" THEN230
RS 220 CN=CN+1:GOTO250
ED 230 IF G$<>"F2" THEN280
DR 240 CN=CN-1
MH 250 IF CN>8 THEN CN=CN-9:GO
TO250
ER 260 IF CN<0 THEN CN=CN+9:GO
TO260
AG 270 S=SP(CN):GOTO420
XJ 280 IF G$<>"F3" THEN300
DE 290 CC=CC+1:GOTO320
PB 300 IF G$<>"F4" THEN350
```

```
RK 310 CC=CC-1
GD 320 IF CC<16 THEN CC=CC-17:
GOTO320
GK 330 IF CC<0 THEN CC=CC+17:G
OTO330
HJ 340 GOTO420
RR 350 IF G$="F5" THEN S=S+1
:GOTO400
DE 360 IF G$="F6" THEN S=S-1
:GOTO410
AB 370 IF G$="F7" THEN100
FC 380 IF G$="F8" THEN END
AM 390 :
MJ 400 IF S>255 THEN S=S-256:G
OTO400
MH 410 IF S<0 THEN S=S+256:GOT
O410
GQ 420 IF CN=0 THEN SYS SA,CN:
GOTO440
RM 430 SYS SA,CN,CC,S
XS 440 GOSUB490
SC 450 GOTO190
QM 460 PRINTG$;
GD 470 GOTO190
EA 480 STOP
JQ 490 REM PRINT CURSORING INF
O
FB 500 SYS CF
QR 510 POKE783,1:SYS65520:SC=P
EEK(646):REM SAVE CURRE
NT CURSOR POSITION AND
{SPACE}COLOR
PP 520 PRINT"{8}{HOME}"TAB(27)
"CURSOR INFO-"
DH 530 PRINT TAB(28)"NUMBER: "
;
FX 540 PRINT RIGHT$(STR$(CN),1
)
MC 550 PRINT TAB(29)"COLOR: ";
QQ 560 PRINT RIGHT$("0"+MID$(S
TR$(CC),2),2)
GG 570 PRINT TAB(29)"SPEED: ";
KH 580 PRINT RIGHT$("00"+MID$(
STR$(S),2),3)
QC 590 POKE783,0:SYS65520:POKE
646,SC:REM RESTORE CURS
OR POSITION AND COLOR
HP 600 RETURN
GH 610 :
CM 63000 A=PEEK(61)+PEEK(62)*2
56:POKE66,INT(A/256):
POKE65,A-PEEK(66)*256
HE 63010 REM NEXT LINE DOES A
{SPACE}SELECTIVE REST
ORE
JS 63020 PRINT"{2 DOWN}{CLR}
{2 SPACES}PLEASE WAIT
5 SECONDS...READING
{SPACE}DATA"
JQ 63030 NB=355
PC 63040 IF SA<>0 THEN63070
RA 63050 E=PEEK(55)+PEEK(56)*2
56
GJ 63060 B=E-NB:GOTO63080
QX 63070 B=SA:E=B+NB
CH 63080 FORA=BT0E-1:READD$:IF
D$=0THEN63100
XR 63090 L=D$+E:D$=L/256:D1$=L
-D$*256:POKEA,D1$:A=A
+1
FF 63100 POKEA,D$:NEXT
JJ 63110 A=B+127:POKE B+12,A/2
56:POKE B+31,A-INT(A/
256)*256
GE 63120 PRINT"{2 SPACES}COMPL
ETED"
HG 63130 IF SA<>0 THEN63150
MJ 63140 POKE 55,B-INT(B/256)*
256:POKE 56,B/256
MD 63150 POKE 253,B/256:POKE 2
54,B-PEEK(253)*256
AM 63160 RETURN
```

```
CS 63170 :
ES 63180 DATA{2 SPACES}76,-344
,76,-150,76,-132,49,2
34,160,192,204,21,3,2
40
XX 63190 DATA{2 SPACES}26,174,
20,3,142,-346,174,21,
3,142,-345,162,127,56
,120
KB 63200 DATA{2 SPACES}142,20,
3,140,21,3,88,176,1,9
6,32,-243,224,1,176,8
DD 63210 DATA{2 SPACES}174,-34
6,172,-345,144,230,22
4,9,144,5,162,14,76,5
5,164
AQ 63220 DATA{2 SPACES}202,138
,10,168,185,-111,141,
-189,185,-110,141,-18
8
MF 63230 DATA{2 SPACES}189,-95
,141,-216,169,0,141,-
192,32,-243,224,17,17
6
SJ 63240 DATA{2 SPACES}217,142
,-165,32,-243,142,-21
6,96,32,121,0,208,3,1
04
RK 63250 DATA{2 SPACES}104,96,
32,155,183,96,76,97,2
34,32,234,255,165,204
,208,246,198
GH 63260 DATA{2 SPACES}205,208
,242,169,2,133,205,16
4,211,165,207,208,14,
177,209,230,207
SD 63270 DATA{2 SPACES}133,206
,32,36,234,177,243,14
1,135,2,162,0,232,189
,-87,208
AR 63280 DATA{2 SPACES}4,162,0
,240,247,142,-192,201
,32,208,8,174,135,2,1
65,206
AX 63290 DATA{2 SPACES}76,94,2
34,162,16,224,16,144,
3,174,134,2,201,160,2
08,240,76
EM 63300 DATA{2 SPACES}90,234,
169,0,133,204,32,-243
,138,240,7,165,198,24
0,252,202
MK 63310 DATA{2 SPACES}208,1,9
6,169,1,133,204,165,2
07,240,012,165,206,17
4,135,2,160
MX 63320 DATA{2 SPACES}0,132,2
07,32,19,234,96,-87,-
54,-45,-36,-33
MA 63330 DATA{2 SPACES}-31,-22
,-5,2,3,5,9,255,3,3,3
,99,119,120
AA 63340 DATA{2 SPACES}226,249
,239,228,160,227,247,
248,98,121,111,100,32
,100,111,121,98
PE 63350 DATA{2 SPACES}248,247
,227,160,228,239,249,
226,120,119,99,32,0,1
24,225,108,98
QH 63360 DATA{2 SPACES}123,97,
126,226,0,110,93,112,
64,109,93,125,64,0,10
0,32,0
BE 63370 DATA{2 SPACES}160,0,2
26,95,225,233,98,223,
97,105,0,99,69,68,64,
70,82
MK 63380 DATA{2 SPACES}100,32,
100,82,70,67,68,69,99
,32,0,64,77,93,78,0
```


686 ft.

MINIMAP

Many programs could certainly benefit from the addition of a graphics display. But setting up a graphics screen on the 64 is no easy task; you have to reconfigure memory, create the graphics display, flip between text and graphics screens, and so on. For most programmers, the results are simply not worth the effort.

MiniMap offers you a convenient alternative. This powerful graphics wedge uses sprites to create a small bitmap (96 × 42 pixels) on the text screen. To enable you to plot points and draw lines on this bitmap, *MiniMap* adds five new commands to BASIC. At the same time, it preserves all the usual features of the text screen, such as scrolling, input statements, and so on. Best of all, *MiniMap* lets you save your BASIC program along with the graphics window as a single executable file.

Getting Started

Since *MiniMap* is written entirely in machine language, you'll need to use *MLX*, the machine language entry program found elsewhere in this issue, to type it in. When *MLX* prompts you, respond with the values given below.

Starting address: 0801
Ending address: 0B68

When you've finished typing in the program, save it to disk using the filename *MINIMAP*.

A demo program, written in BASIC, is included with *MiniMap*. To type it in, you'll need to use *The Automatic Proofreader*, the BASIC typing aid that's also found in this issue. Be sure that *MiniMap* isn't in memory when you run *Proofreader* (they conflict with one another). When you've finished typing, save the program to the disk that contains *MINIMAP* using the filename *DEMO*.

The New Commands

To install *MiniMap* in memory, type *LOAD "MINIMAP",8,1*, followed by *RUN*. The program adds the new commands to BASIC, initializes the bitmap area, and then moves the start of BASIC above *MiniMap*.

Each *MiniMap* command begins with the ampersand symbol (&) and a letter, followed by one or more parameters, and is available from both direct and program mode. The following paragraphs describe the five commands.

&Ct Clears the bitmap to the display mode specified by parameter *t*. If *t* equals 0, all the pixels in the map are turned off; only the points that you plot are visible. If *t* is in the range 0-127, all pixels are turned on. A value of *t* above 127 causes all pixels in the bitmap area to be shown in inverse.

&Is,c Initializes the size and color of the bitmap. If *s*

equals 0, a small bitmap is used; any other value of *s* causes the bitmap to be large (it's made up of expanded sprites). The color parameter *c* can be set to any one of the standard Commodore colors (0-15).

&Px,y,t Plots a point on the bitmap. The *x* parameter can be any value in the range 0-95, while *y* must be in the range 0-41. If *t* equals 0, the plotted point is turned off. If *t* is in the range 1-127, the point is turned on. A value of *t* greater than 127 causes the point to appear in inverse.

&Lx1,y1,x2,y2,t Draws a line from point *x1,y1* to point *x2,y2*. The *t* parameter is the same as with the **&P** command.

&Rx1,y2,x2,y2,t Plots a rectangle with corners at *x1,y1* and *x2,y2*. Again, *t* is the same as before.

Putting It All Together

For a quick look at what can be done with *MiniMap*, install it according to the instructions above and then load and run the demo program (type *LOAD "DEMO",8*, followed by *RUN*). As you can see, *MiniMap* can create some very interesting effects.

When you've finished viewing the demo, exit the program and type *LIST* to see how the *MiniMap* commands are used. You can experiment with the commands by changing the parameters and rerunning the program. Once you're familiar with how to use them, you can start adding *MiniMap* graphics to your own programs.

When you've finished with your creation, you can attach *MiniMap* to it and save the two as a single, stand-alone program. To do this, install *MiniMap*, load

your program containing the new commands, and then enter the following line.

POKE 43,1:POKE 44,8:SAVE "filename",8

If you later load and list this combined program, only one line will be displayed on your screen:

10 SYS (2064)

A program created in this manner can still be modified from BASIC. Simply run the program and then press *RUN/STOP-RESTORE* to exit to BASIC. When you type *LIST*, your program will once again look like a normal BASIC program. You can now make the necessary changes in the program. When you're satisfied with the results, resave the program using the technique described above.

Helpful Hints

Since *MiniMap* requires you to supply coordinates for the plotting routines, you may find it easier to port your graphics

Add a graphics window to
your BASIC program displays
with this short machine
language routine for the 64.

Keith M. Groce

29

MiniMap

directly from a paint program. For instance, the short program that follows will enable you to copy the upper left corner (a 96 X 42 pixel area) of a *Doodle* bitmap into *MiniMap*.

```
10 M=46*64:B=24576:K=0
20 FOR R=0 TO 5:FOR Y=0 TO 7:FOR
   C=0 TO 11
30 IF R>4 THEN IF Y>1 THEN Y=7:
   GOTO 80
40 IF R>1 THEN IF Y>4 THEN K=193
50 S=B+C*8+R*320+Y
60 D=M+C+61*INT(C/3)+R*24+Y*
   3+K
70 POKE D,PEEK(S)
```

MiniMap stores the sprite shapes that make up its bitmap in locations 2944-3457. To clear this area, just use the &I command. Also, if you wish to place the bitmap window behind the text display, POKE a 255 into location 53275 (the sprite-priority register).

To print out your *MiniMap* displays, use *PrintScreen* (December 1987) or *PrintScreen 1526* (December 1988). These utilities dump sprites along with text, so they're perfect for obtaining a hardcopy of a *MiniMap* screen. **G**

MiniMap

```
0801:0B 08 00 00 00 9E 32 30 36 EC
0809:31 00 00 00 00 A9 00 8D 81 9B
0811:0D A9 82 85 2B A9 0D 85 5A
0819:2C A9 81 85 7A A9 0D 85 4C
0821:7B A9 4C 85 73 A9 9D 85 36
0829:74 A9 08 85 75 A9 FF F0 7A
0831:12 A0 00 B9 5B 0B 99 81 C9
0839:0D C8 C0 0D 0F 5A 00 9C
0841:8D 2F 08 A9 01 8D 72 0B AD
0849:A9 01 8D 73 0B AE 86 02 79
0851:4C 5D 08 20 9B B7 8E 73 2E
0859:0B 20 9B B7 A0 07 8A 99 B5
0861:27 D0 88 10 FA A9 FF 8D 57
0869:15 D0 A9 00 AC 73 0B F0 A7
0871:04 A9 FF A0 10 8D 17 D0 AD
0879:8D 1D D0 A2 00 B9 2B 0B 24
0881:9D 00 D0 C8 E8 E0 10 D0 C2
0889:F4 A2 00 A0 2E 98 9D F8 CE
0891:07 C8 E8 E0 08 D0 F6 60 54
0899:E6 7A D0 02 E6 7B 20 79 D4
08A1:00 C9 26 F0 0C 4C 79 00 7C
08A9:AE 79 0B AC 7A 0B 4C 79 AD
08B1:00 8E 79 0B 8C 7A 0B BA 64
08B9:BD 01 01 C9 E6 F0 04 C9 72
08C1:8C D0 E5 BD 02 01 C9 A7 34
08C9:F0 04 C9 A4 D0 DA 20 73 7C
08D1:00 C9 50 D0 06 20 0A 09 39
08D9:4C 01 09 C9 4C D0 06 20 DF
08E1:97 09 4C 01 09 C9 52 D0 7E
08E9:06 20 B9 0A 4C 01 09 C9 1F
08F1:49 D0 06 20 54 08 4C 01 F9
08F9:09 C9 43 D0 03 20 FE 0A 17
0901:AE 79 0B AC 7A 0B 4C 79 07
0909:00 20 9B B7 8E 70 0B 20 7E
0911:9B B7 8E 71 0B 20 9B B7 8F
0919:8E 72 0B A9 80 85 FB A9 C6
0921:0B 85 FC AC 71 0B 8C 74 C9
0929:0B C0 15 90 08 98 E9 15 28
0931:8D 74 0B E6 FC AD 70 0B 81
0939:4A 4A 4A 18 65 FB 85 FB EF
0941:A0 00 38 AD 70 0B E9 18 21
0949:90 04 C8 4C 47 09 A9 00 34
0951:C0 00 F0 07 18 69 3D 88 BB
0959:4C 53 09 18 65 FB 85 FB 2B
0961:90 02 E6 FC AD 74 0B 0A 48
0969:18 6D 74 0B A8 AD 70 0B 0A
```

```
0971:29 07 AA A9 80 E0 00 F0 42
0979:05 4A CA 4C 78 09 AE 72 76
0981:0B D0 07 49 FF 31 FB 4C CB
0989:94 09 10 05 51 FB 4C 9A 22
0991:09 11 FB 91 FB 60 20 9B 42
0999:B7 8E 6C 0B 20 9B B7 8E D6
09A1:6D 0B 20 9B B7 8E 6E 0B CA
09A9:20 9B B7 8E 6F 0B 20 9B 16
09B1:B7 8E 72 0B AE 6C 0B 8E 0E
09B9:70 0B EC 6E 0B 90 15 A2 B2
09C1:CA 8E 41 0A 8E A3 0A 38 F4
09C9:AD 6C 0B ED 6E 0B 8D 75 3E
09D1:0B 4C E7 09 A2 E8 8E 41 21
09D9:0A 8E A3 0A 38 AD 6E 0B 0A
09E1:ED 6C 0B 8D 75 0B AC 6D DE
09E9:0B 8C 71 0B CC 6F 0B 90 4E
09F1:15 A0 88 8C 60 0A 8C 84 59
09F9:0A 38 AD 6D 0B ED 6F 0B A5
0A01:8D 76 0B 4C 19 0A A0 C8 9A
0A09:8C 60 0A 8C 84 0A 38 AD EF
0A11:6F 0B ED 6D 0B 8D 76 0B BA
0A19:AD 76 0B CD 75 0B 90 03 DB
0A21:4C 67 0A AD 75 0B 4A 49 07
0A29:FF 8D 77 0B EE 77 0B AE 5A
0A31:70 0B EC 6E 0B D0 03 4C B2
0A39:AA 0A 20 1C 09 AE 70 0B D9
0A41:EA 8E 70 0B 18 AD 77 0B 9E
0A49:6D 76 0B 8D 77 0B 30 DF 14
0A51:F0 DD 38 AD 77 0B ED 75 70
0A59:0B 8D 77 0B AC 71 0B EA 22
0A61:8C 71 0B 4C 30 0A AD 76 B9
0A69:0B 4A 49 FF 8D 77 0B EE 0E
0A71:77 0B AC 71 0B CC 6F 0B 26
0A79:D0 03 4C AA 0A 20 1C 09 FC
0A81:AC 71 0B EA 8C 71 0B 18 B0
0A89:AD 77 0B 6D 75 0B 8D 77 F4
0A91:0B 30 DF F0 DD 38 AD 77 E4
0A99:0B ED 76 0B 8D 77 0B AE 3D
0AA1:70 0B EA 8E 70 0B 4C 73 B2
0AA9:0A AE 6E 0B 8E 70 0B AC E5
0AB1:6F 0B 8C 71 0B 4C 1C 09 B3
0AB9:20 9B B7 8E 68 0B 20 9B EF
0AC1:B7 8E 69 0B 20 9B B7 8E A0
0AC9:6A 0B 20 9B B7 8E 6B 6D
0AD1:20 9B B7 8E 72 0B A0 00 BD
0AD9:8C 78 0B A2 00 AC 78 0B 8C
0AE1:B9 4B 0B A8 B9 68 0B 9D B4
0AE9:6C 0B EE 78 0B E8 0E 4A 1E
0AF1:D0 EB 20 B5 09 AC 78 0B BF
0AF9:C0 10 D0 DF 60 20 9B B7 FC
0B01:A0 00 8A D0 03 4C 0D 0B 34
0B09:30 0C A9 FF 99 80 0B 99 ED
0B11:80 0C 8C D0 F7 60 B9 80 C5
0B19:0B 49 FF 99 80 0B B9 7F C3
0B21:0C 49 FF 99 7F 0C 8C D0 B7
0B29:ED 60 85 81 9C 81 B4 81 EC
0B31:CC 81 85 96 9C 96 B4 96 67
0B39:CC 96 55 6D 85 6D B5 6D 97
0B41:E5 6D 55 97 85 97 B5 97 57
0B49:E5 97 00 01 02 01 02 01 61
0B51:02 03 02 03 00 03 00 03 A8
0B59:00 01 00 8C D0 01 00 26 0B
0B61:43 30 3A A2 00 00 00 00 96
```

Demo


```
HQ 10 REM COPYRIGHT 1990 COMPU
TE! PUBLICATIONS, INC. -
ALL RIGHTS RESERVED
EG 20 M1$="{CYN}MINIMAP DEMONS
TRATION ... COPYRIGHT 19
90 COMPUTE!"
AM 30 M1$="{40 SPACES}" + M1$:M1
=LEN(M1$)
KX 40 M2$="{6}{3 SPACES}SINCE
{SPACE}THE {WHT}MINIMAP
{6} IS OVER THE TEXT
{2 SPACES}"
EH 50 M3$="{YEL}YOU CAN USE NO
RMAL TEXT-SCREEN EFFECTS"
HX 60 M4$="{WHT}{2 SPACES}MINI
MAP {8}GIVES YOU COMMAND
S TO PLOT{2 SPACES}"
EX 70 M5$="{POINTS, LINES AND R
```

```
ECTANGLES WHICH CAN "
DA 80 M6$="{4 SPACES}BE USED T
O CREATE OTHER FIGURES
{4 SPACES}"
FD 90 M7$="{4}{7 SPACES}++++++
++++++"
BC 95 M9$="{40 @}"
PC 100 M8$="{7} PRESS {RVS}RET
URN{OFF} TO REPEAT OR
{RVS}SPACE{OFF} TO END"
CM 110 TB$="{HOME}{25 DOWN}":C
=1
JP 120 POKE53281,0:POKE53280,0
:PRINT"{CLR}":&C0:&I1,4
:RESTORE:PRINTCHR$(142)
HR 125 X1=4:Y1=38:FORN=1TO37:R
EADX,Y,T:&LX1,Y1,X,Y,T:
X1=X:Y1=Y:NEXT
PD 130 &R1,1,94,40,1:FORN=1TO5
:&C128:FORT=0TO500:NEXT
:NEXT:X=1
EF 140 &C0:&I2*RDND(0),C
HJ 150 X1=95*RDND(0):X2=95*RDND
(0)
KF 160 Y1=41*RDND(0):Y2=41*RDND
(0)
XM 170 &RX1,Y1,X2,Y2,1
XG 180 C=15AND(C+1):FORT=1TO50
:NEXT
QB 190 PRINTLEFT$(TB$,13):MID$(
M1$,X,40):X=X+1:IFX>M1
THEN210
DS 200 GOTO140
FK 210 &C0:&I1,10:PRINTLEFT$(T
B$,7):M2$:PRINTLEFT$(T
B$,20):M3$:"{HOME}"
CD 220 CS=14:FORN=1TO6:PRINTCH
R$(CS):CS=156-CS
FR 230 FORX=1TO95STEP3:&LX,0,(
95-X),41,128:NEXT
XK 240 FORY=1TO41STEP3:&LY,0,
(41-Y),128:NEXT
HM 250 NEXT:PRINT"{CLR}"
FE 260 &C0:&I1,13:PRINTLEFT$(T
B$,5):M4$:PRINTM5$:PRIN
TLEFT$(TB$,20):M6$
JJ 270 PRINTLEFT$(TB$,7):FORN=
1TO11:PRINTM7$:NEXT
QR 280 K=J/180:X1=0:Y1=20
XD 290 FORX=1TO95:Y=20+18*SIN
(14*X*K)
PH 300 &LX1,Y1,X,Y,1:X1=X:Y1=Y
:NEXT:FORT=0TO1000:NEXT
:PRINT"{CLR}":RESTORE
MR 310 &C0:&I0,1:X1=4:Y1=38:FO
RN=1TO37:READX,Y,T:&LX1
,Y1,X,Y,T:X1=X:Y1=Y:NEX
T
PQ 320 FORN1=1TO9:FORN=2TO15:P
OKE646,N:PRINTM9$:NEXT
:NEXT:PRINT:PRINTM8$
MD 330 GETK$:IFK$=""THEN330
KH 340 IFK$=CHR$(13)THENRUN
JP 350 &C0:END
MC 360 DATA10,8,1,12,32,1,18,6
,1,20,36,1
JK 370 DATA24,32,0,26,18,1,26,
12,0,26,14,1
JJ 380 DATA28,38,0,32,16,1,34,
30,1,38,10,1
CK 390 DATA38,32,0,40,20,1,40,
14,0,40,16,1
JG 400 DATA42,38,0,46,8,1,50,3
2,1,56,6,1
JX 410 DATA58,36,1,62,32,0,67,
14,1,67,30,1
BR 420 DATA63,28,0,68,24,1,72,
36,0,74,10,1
MG 430 DATA78,8,1,82,10,1,82,1
8,1,80,22,1
QC 440 DATA73,24,1,90,38,0,90,
36,1,90,34,0
QK 450 DATA92,10,1
```


RACE

ACE

EDITOR'S
CHOICE




The first leg of the race—a country road.

Put on your crash helmet, pull on your driving gloves, and strap yourself in—you're about to compete against the clock in a grueling, cross-country road race. To win, you must weave your red racecar through traffic in all kinds of road conditions. The sooner you finish, the more points you're awarded.

In *Race Ace*, the course begins on a winding, tree-bordered country road. From there, you move to a hot, arid desert where many a car has met its fate among the cactuses. Following another jaunt through the countryside, you enter a long, dark mountain tunnel. Once inside, your headlights turn on automatically, but it's still difficult to see. As you exit the tunnel, the bright sunshine and green grass are a welcome sight, but watch out because the course soon takes you through the frozen north.

Race against the clock in this fast-action, arcade-style game for the 64. Joystick required.

Mike Sedore

 www.commodore.ca

Race Ace

There, you have to negotiate a slick, icy path where braking and steering are equally treacherous. For the final leg of the course, you return to the familiar pastoral setting.

Difficult road conditions are not the only things you have to contend with in *Race Ace*. There are other drivers on the course, and unfortunately, they're not very courteous. These road hogs would just as soon knock you in the ditch as let you pass.

Getting Started

Race Ace is written entirely in machine language. To type it in, you'll need to use *MLX*, the machine language entry program found elsewhere in this issue. When *MLX* prompts you, respond with the values given below.

Starting address: 0801

Ending address: 1500

When you've finished typing, be sure to save a copy of the program before exiting *MLX*.

Although it's written in machine language, *Race Ace* loads and runs like a BASIC program. When you're ready to play the game, plug a joystick into port 2. Then load the program and type RUN.

Start Your Engines

In *Race Ace*, you must finish the seven legs of the racecourse before the bar timer at the bottom of the screen runs down. Beat the clock and you progress to the next level with an even faster timer.

To start your racer and begin the course, press the fire button. Pushing the joystick forward accelerates your car to a maximum speed of 120 mph. But don't overdo it. If you put the pedal to the metal, you could run into trouble because cornering and avoiding traffic require that you brake. To slow your car, pull back on the joystick. For quick stops, press the fire button; this activates your emergency braking system. To get back up to speed, push the joystick forward again.

The best way to negotiate the racecourse is to move around traffic at a high rate of speed. To steer, move the joystick either left or right. Be careful not to oversteer since the road is narrow.

Colliding with another vehicle or running off the road won't eliminate you from the race. However, it will result in a penalty: Valuable seconds will be removed from the timer. And this is important because the game ends when you run out of time.

The faster you advance through each level, the more points you accumulate. Finish a level before the time expires, and you're awarded bonus points. Rack up the best score of the day, and the program will immortalize you as the *Race Ace*.


Race Ace

```
0801:1B 08 00 00 9E 32 30 37 F5
0809:37 20 20 42 59 20 4D 49 14
0811:4B 45 20 53 45 44 4F 52 7D
0819:45 00 00 00 4C CA 0A 00 6D
0821:A0 F4 F4 F5 E1 76 6A 6A F4
0829:20 74 74 75 61 F6 EA EA F3
0831:30 36 30 00 00 74 74 54 FB
0839:47 42 48 59 6A 00 00 00 6F
0841:3C 00 00 FF 00 03 D7 C0 EB
0849:07 7D D0 07 7D D0 07 7D 81
0851:D0 03 7D C0 03 7D C0 03 D8
0859:AA C0 01 FF 40 01 FF 40 55
0861:01 FF 40 03 AA C0 07 AA 3B
0869:D0 07 7D D0 07 7D D0 01 31
0871:55 40 03 FF C0 00 00 00 A2
0879:00 00 00 00 00 00 2C 07 E8
0881:FF E0 1F FF F8 3F FF FC 6F
0889:7F FF FE 7F FF FE 7F FF 2C
0891:FE 7F FF FE 3F FF FC 3F 24
0899:FF FC 1F FF F8 1F FF F8 0A
08A1:0F FF 0F 0F FF 0F FF 1A
08A9:E0 07 FF E0 03 FF C0 03 96
08B1:FF C0 01 E7 80 01 E7 80 E8
08B9:00 C3 00 00 C3 00 00 D8
08C1:00 00 00 96 00 02 69 80 96
08C9:06 69 90 06 69 90 06 69 AC
08D1:90 02 55 80 01 AA 40 01 91
08D9:AA 40 01 AA 40 01 AA 40 B5
08E1:02 55 80 02 69 80 06 69 3B
08E9:90 06 69 90 06 69 90 02 F2
08F1:96 80 00 EB 00 00 00 2C
08F9:00 00 00 00 00 00 2C 00 62
0901:69 00 02 69 80 06 55 90 F5
0909:05 AA 50 06 AA 90 02 AA F8
0911:80 00 D7 00 02 AA 80 02 1C
0919:69 80 02 69 80 02 69 80 36
0921:02 69 80 02 69 80 02 69 30
0929:80 06 69 90 06 69 90 06 30
0931:69 90 03 EB C0 00 00 00 41
0939:00 00 00 00 00 00 2C 00 A3
0941:10 00 00 10 00 00 10 00 7C
0949:00 54 00 01 45 00 08 98 53
0951:80 0A 56 80 02 56 00 00 62
0959:98 00 00 64 00 00 54 00 A6
0961:00 10 00 00 30 00 00 10 09
0969:00 00 10 00 00 00 00 7D
0971:00 00 00 00 00 00 00 83
0979:00 00 00 00 00 00 2C 00 E3
0981:69 00 02 69 80 06 69 90 9E
0989:06 55 90 06 69 90 02 69 61
0991:80 02 69 80 02 55 80 01 01
0999:AA 40 01 AA 40 01 AA 40 77
09A1:02 55 80 06 AA 90 06 55 73
09A9:90 06 AA 90 02 96 80 03 52
09B1:EB C0 00 00 00 00 00 00 E9
09B9:00 00 00 00 00 00 2C 00 24
09C1:00 00 00 3F 00 03 D7 C0 44
09C9:07 7D C0 07 7D D0 07 7D 02
09D1:D0 03 DF 50 00 DF 40 00 5E
09D9:EA B0 00 7F D0 01 FF 40 00
09E1:03 AA C0 07 AA C0 07 DF EE
09E9:50 07 7D D0 01 55 50 03 A3
09F1:FF C0 00 00 00 00 00 00 34
09F9:00 00 00 00 00 00 00 0C
0A01:A8 00 02 AA 00 0A AA 80 52
0A09:0A AA A0 2A AA A0 2A AA 5A
0A11:A8 AA AA A8 AA AA A8 AA FF
0A19:AA A8 AA AA A8 AA AA A8 9A
0A21:AA 9A A8 AA 9A A8 28 94 1D
0A29:A0 20 50 20 20 50 20 20 24
0A31:14 00 00 14 00 00 54 00 39
0A39:00 55 00 00 00 00 00 00 A2
0A41:10 00 00 74 00 00 75 00 8F
0A49:01 74 10 00 54 74 01 74 E7
0A51:74 10 74 75 74 75 F4 74 61
0A59:7F F4 74 77 D0 7D 7D 40 28
0A61:77 FD 00 1F FD 00 05 7D 1A
0A69:40 00 5D 00 00 7D 00 00 3F
0A71:75 00 01 7D 00 00 7D 40 73
0A79:00 7D 00 00 7D 00 00 00 D8
0A81:00 00 00 00 00 00 01 96
```

```
0A89:04 05 07 08 0B 0D 0E 00 EA
0A91:00 00 00 00 00 00 00 A5
0A99:00 00 00 00 00 00 00 AD
0AA1:00 00 00 00 00 00 06 CE
0AA9:0D 04 05 07 0E 01 21 28 35
0AB1:28 23 24 25 26 22 00 00 33
0AB9:03 00 01 00 02 00 00 7F
0AC1:00 00 00 20 00 00 00 D7
0AC9:00 A9 05 8D 20 D0 A9 0D 66
0AD1:8D 21 D0 8D 86 02 A9 93 0B
0AD9:20 D2 FF A9 0C 8D 21 D0 F6
0AE1:A2 18 A9 00 9D 00 D4 CA E3
0AE9:10 F8 A9 04 8D 01 D4 A9 7D
0AF1:21 8D 04 D4 A9 E4 8D 06 C9
0AF9:D4 A9 7E 8D 15 D0 A9 7F 4A
0B01:8D 1C D0 A9 00 8D 25 D0 EA
0B09:A9 02 8D 26 D0 A2 07 BD 65
0B11:A7 0A 9D 27 D0 BD AF 0A 8A
0B19:9D F8 07 A9 00 9D 93 0A 5F
0B21:9D 00 D0 9D 08 D0 CA 10 23
0B29:E6 A9 9C 8D 00 D0 A9 80 A0
0B31:8D 1B D0 A9 3E 8D 87 0A CA
0B39:A9 05 8D BF 0A A9 47 8D 26
0B41:C8 0A A9 80 8D 17 D0 A9 8F
0B49:FF 8D 0F D4 A9 80 8D 12 6E
0B51:D4 A9 6E 8D 80 0A 20 18 A5
0B59:11 AD 1E D0 8D 1E D0 A9 64
0B61:96 8D 20 08 A9 00 85 06 09
0B69:A9 18 85 04 A9 60 9D 34 89
0B71:03 20 A6 0B C6 04 10 F4 F1
0B79:78 A9 8D 8D 14 03 A9 0D D9
0B81:8D 15 03 58 A9 05 20 30 5B
0B89:10 A9 0D 20 EB 12 AD B7 70
0B91:0A 49 01 8D B7 0A D0 0A 89
0B99:A9 7F 8D 15 D0 A9 0F 8D 40
0BA1:18 D4 4C B2 0C A2 17 BD 84
0BA9:34 03 9D 35 03 CA 10 F7 FC
0BB1:AD 80 0A 8D 34 03 A9 DB B5
0BB9:8D E3 0B 8D E6 0B A9 07 87
0BC1:8D DD 0B 8D E6 0B A9 98 6F
0BC9:8D E2 0B 8D DC 0B A9 C0 C0
0BD1:8D E5 0B 8D DF 0B A2 17 E9
0BD9:A0 1E B9 FF FF 99 FF FF 65
0BE1:B9 FF FF 99 FF FF 88 10 8F
0BE9:F1 AD DC 0B 38 E9 28 8D F7
0BF1:DC 0B 8D E2 0B 8D AD DD CA
0BF9:0B E9 00 8D DD 0B AD E3 43
0C01:0B 28 E9 00 8D E3 0B AD A5
0C09:DF 0B 38 E9 28 8D DF 0B BB
0C11:8D E5 0B 8D AD E0 0B E9 3C
0C19:00 8D E0 0B AD E6 0B 28 A8
0C21:E9 00 8D E6 0B CA 10 B0 A2
0C29:A2 1E AD BF 0A 9D 00 D8 6B
0C31:A9 A0 9D 00 04 CA 10 F2 58
0C39:AD C9 0A F0 11 AD 34 03 95
0C41:8D 35 08 A9 FF 8D 34 03 AA
0C49:A9 00 8D C9 0A 60 AD 80 32
0C51:0A 4A 4A 4A AA AD 80 0A 06
0C59:29 07 A8 B9 29 08 9D 00 1D
0C61:04 A9 20 9D 01 04 9D 02 19
0C69:04 9D 03 04 9D 05 04 9D 32
0C71:06 04 9D 07 04 9D 09 04 5E
0C79:9D 0A 04 9D 0B 04 AD 81 82
0C81:0A C9 02 00 06 B9 36 08 E5
0C89:4C 8E 0C A9 20 9D 04 04 0B
0C91:9D 08 04 A9 01 9D 04 D8 F4
0C99:9D 08 D8 EE 81 0A AD 81 9D
0CA1:0A C9 04 90 05 A9 00 8D 17
0CA9:81 0A B9 21 08 9D 0C 04 21
0CB1:60 EE 85 0A AD 85 0A 0A A8
0CB9:CD 87 0A 0B 03 4C 7F 11 40
0CC1:A9 00 8D 85 0A EE 86 0A DB
0CC9:AD 86 0A C9 04 B0 03 4C 6D
0CD1:7D D0 A9 00 8D 86 0A AD 69
0CD9:B7 0A D0 14 AD 01 D0 38 F6
0CE1:E9 28 4A 4A 4A AD 34 93
0CE9:03 C9 FF D0 03 20 1A 14 E3
0CF1:C6 05 10 22 AD 1B D4 29 7F
0CF9:03 C9 03 D0 0B AD 1B D4 8D
0D01:29 07 C9 07 90 EE A9 00 AE
0D09:85 04 C6 04 AD 1B D4 29 AC
0D11:1F 18 69 04 85 05 AD 80 4A
0D19:0A 18 65 04 C9 02 B0 04 E6
0D21:A2 01 86 04 C9 90 90 04 93
```


Race Ace

0D29:A2	FF	86	04	8D	80	0A	20	48	0FC9:01	D0	1F	A9	00	8D	21	D0	64	1269:4C	1C	12	88	88	10	D2	BD	6D	
0D31:A6	0B	20	7C	0F	AD	B7	0A	D5	0FD1:A2	03	9D	2A	D0	CA	10	FA	25	1271:07	D0	18	6D	83	0A	9D	07	AD	
0D39:D0	08	A2	04	20	4D	0D	4C	EE	0FD9:20	30	10	AD	B7	0A	D0	05	7D	1279:D0	CA	CA	88	30	03	4C	83	44	
0D41:7D	0D	AD	00	DC	29	10	D0	8F	0FE1:A9	FF	8D	15	D0	A9	0B	4C	67	1281:11	A9	00	8D	83	0A	4C	9F	ED	
0D49:33	4C	75	14	FE	D9	05	BD	27	0FE9:EB	12	C9	02	D0	14	A9	81	87	1289:14	EE	82	0A	A2	06	A0	03	D5	
0D51:D9	05	C9	3A	90	08	A9	30	9E	0FF1:8D	04	D4	A9	03	8D	21	D0	6E	1291:84	08	BD	07	D0	C9	28	B0	D0	
0D59:9D	D9	05	CA	10	EE	A2	00	87	0FF9:A9	01	20	12	10	A9	0E	4C	E1	1299:02	A9	28	38	E9	28	4A	4A	80	
0D61:BD	99	04	DD	D9	05	F0	0E	F1	1001:EB	12	A9	0C	8D	21	D0	A9	CD	12A1:4A	C9	19	90	02	A9	18	A8	19	
0D69:B0	0B	BD	D9	05	20	EB	14	88	1009:09	20	12	10	A9	08	4C	EB	EA	12A9:B9	34	03	18	69	1D	A4	08	AA	
0D71:E8	E0	05	D9	F5	60	E8	E0	C5	1011:12	48	AD	B7	0A	D0	05	A9	C4	12B1:18	79	A3	0A	DD	06	D0	B0	AE	
0D79:05	90	E5	60	A2	01	A0	02	59	1019:7F	8D	15	D0	AD	C3	0A	C9	66	12B9:15	18	69	01	DD	06	D0	F0	45	
0D81:B9	03	D0	F0	09	18	69	02	DF	1021:01	D0	0B	A2	03	BD	AA	0A	EF	12C1:07	AD	82	0A	29	01	D0	1A	CE	
0D89:99	03	D0	4C	E2	0D	AD	1B	D1	1029:9D	2A	D0	CA	10	F7	68	8D	28	12C9:DE	06	D0	4C	E3	12	F0	12	19	
0D91:D4	29	3F	D0	4C	AD	20	D0	7F	1031:20	D0	8D	BF	0A	60	A0	A0	F6	12D1:38	E9	01	DD	06	D0	F0	07	E6	
0D99:29	0F	F0	F5	C9	09	D0	08	9A	1039:A0	A0	A0	A0	A0	A0	A0	A0	59	12D9:AD	82	0A	29	01	D0	03	FE	99	
0DA1:A9	29	9D	F9	07	4C	AE	D0	02	1041:E4	E4	E4	E4	E4	E4	E4	A0	1D	12E1:06	D0	CA	88	10	A9	4C	67		
0DA9:A9	28	9D	F9	07	AD	1B	D4	EF	1049:E7	88	89	93	83	8F	92	85	EE	12E9:31	EA	85	06	A9	D8	85	FE	2D	
0DB1:C9	FB	B0	F9	C9	18	90	F5	2B	1051:E5	E7	20	30	30	30	30	30	38	12F1:A9	1F	85	FD	A9	18	85	04	FF	
0DB9:85	06	38	E9	18	85	07	AD	50	1059:20	E5	A0	E3	E3	E3	E3	E3	AF	12F9:A0	08	B1	FD	29	0F	CD	90	38	
0DC1:80	0A	C9	20	90	07	38	E9	D4	1061:E3	E3	A0	E4	E4	E4	E4	E4	38	1301:0A	D0	04	A5	06	91	FD	88	36	
0DC9:20	C5	07	B0	0A	AD	D0	0A	63	1069:E4	E4	E4	E4	E4	E4	E4	E4	6E	1309:10	F0	A5	FE	18	69	28	85	44	
0DD1:18	69	62	C5	07	B0	D6	A5	49	1071:05	20	20	20	20	20	20	20	04	1311:FD	A5	FE	69	00	85	FE	C6	F0	
0DD9:06	99	02	D0	A9	1E	99	03	A6	1079:20	20	01	03	05	20	A0	A0	8C	1319:04	10	DD	A5	06	8D	90	0A	EC	
0DE1:D0	88	88	CA	10	9A	EE	83	90	1081:A0	A0	A0	A0	A0	A0	A0	A0	A1	1321:60	EE	C7	0A	AD	C7	0A	CD	3B	
0DE9:0A	4C	7F	11	AD	B7	0A	F0	6E	1089:E4	E4	E4	E4	E4	E4	E4	A0	65	1329:20	08	B0	03	4C	8A	12	A9	02	
0DF1:03	4C	8A	12	AD	00	DC	29	63	1091:E7	A0	93	83	8F	92	85	A0	EA	1331:00	8D	C7	0A	AD	C8	0A	F0	E9	
0DF9:10	F0	14	AD	87	0A	49	7F	2C	1099:E5	E7	20	30	30	30	30	30	80	1339:F3	CE	C8	0A	20	43	13	4C	47	
0E01:0A	0A	8D	00	D4	A9	00	69	0D	10A1:20	E5	A0	E3	E3	E3	E3	E3	F7	1341:8A	12	AD	C8	0A	4A	4A	4A	CB	
0E09:03	8D	01	D4	4C	2C	0E	AD	54	10A9:E3	E3	A0	A0	A0	A0	A0	A0	3C	1349:8D	C5	0A	AD	C8	0A	A9	07	8B	
0E11:C4	0A	49	02	8D	C4	0A	8D	7C	10B1:A0	A0	A0	A0	A0	E4	E4	E4	AF	1351:8D	C6	0A	A2	08	A9	A0	EC	70	
0E19:01	D4	AD	87	0A	49	7F	8D	1B	10B9:E4	E4	E4	E4	A0	E7	A0	A0	F6	1359:C5	0A	90	0D	D0	09	AC	C6	92	
0E21:00	D4	20	5E	0E	20	5E	0E	18	10C1:8D	90	88	A0	A0	E5	E7	20	74	1361:0A	B9	29	08	4C	6A	13	A9	7C	
0E29:20	5E	0E	AD	00	DC	85	08	10	10C9:20	30	36	30	20	20	E5	A0	BD	1369:20	9D	8F	07	CA	10	E6	60	2E	
0E31:4A	B0	21	AD	87	0A	C9	03	98	10D1:E3	E3	E3	E3	E3	E3	E3	A0	AE	1371:48	78	A9	27	8D	F8	07	A9	89	
0E39:90	45	38	E9	01	8D	87	0A	EB	10D9:A0	A0	A0	A0	A0	A0	A0	A0	F9	1379:20	AD	04	D4	A9	CC	8D	06	8A	
0E41:A2	02	FE	AD	06	BD	A2	06	AB	10E1:A0	A0	A0	A0	A0	A0	A0	A0	02	1381:04	A9	0F	8D	05	D4	A9	00	06	
0E49:C9	3A	90	33	A9	30	9D	A2	0A	10E9:A0	A0	E4	E4	E4	E4	E4	E4	D6	1389:8D	00	D4	A9	04	8D	01	D4	D8	
0E51:06	CA	10	EE	4A	B0	28	20	99	10F1:E4	E4	E4	A0	A0	94	89	8D	5C	1391:A9	81	8D	04	D4	A9	80	8D	BA	
0E59:5E	0E	4C	80	0E	AD	87	0A	F9	10F9:85	BA	A0	A0	A0	A0	A0	A0	13	1399:04	D4	A9	04	8D	34	08	A2	5C	
0E61:C9	6B	B0	1A	18	69	01	8D	EA	1101:A0	A0	A0	A0	A0	E3	E3	E3	F9	13A1:00	A0	00	88	D0	FD	CA	D0	5D	
0E69:87	0A	A2	02	DE	A2	06	BD	8B	1109:E3	E3	E3	E3	E3	E3	E3	A0	61	13A9:FA	CE	34	08	D0	F5	AD	C8	8A	
0E71:A2	06	C9	30	B0	08	A9	39	CE	1111:A0	A0	A0	A0	A0	A0	A0	A0	3C	13B1:0A	F0	06	CE	C8	0A	20	43	B8	
0E79:9D	A2	06	CA	10	EE	60	A5	1D	1119:04	85	FE	A9	1F	85	FD	A2	C6	13B9:13	A9	21	8D	F8	07	A9	02	0A	
0E81:08	4A	4A	85	08	4A	B0	20	C0	1121:00	A9	18	85	04	A0	00	BD	69	13C1:8D	07	D0	8D	09	D0	8D	0B	15	
0E89:AD	91	0A	F0	02	10	03	CE	56	1129:37	10	91	FD	E8	C8	C0	09	F1	13C9:D0	8D	0D	D0	A2	02	BD	31	34	
0E91:00	D0	AD	21	D0	29	0F	C9	BC	1131:90	F5	A5	FE	18	69	28	85	E9	13D1:08	9D	AD	02	06	CA	10	F7	A9	48
0E99:03	D0	2B	AD	91	0A	C9	EE	E2	1139:FD	A5	FE	69	00	85	FE	C6	15	13D9:3E	8D	87	0A	AD	44	03	18	B0	
0EA1:F0	24	CE	91	0A	4C	C7	0E	51	1141:04	10	E2	A2	06	A9	07	9D	72	13E1:69	3C	8D	00	D0	A9	00	8D	38	
0EA9:4A	B0	1B	AD	91	0A	30	03	6D	1149:70	D8	9D	B0	D9	9D	78	DA	A9	13E9:05	D4	AD	1E	D0	8D	1E	D0	29	
0EB1:EE	00	D0	AD	21	D0	29	0F	E7	1151:A9	01	9D	98	8D	9D	8D	D9	8E	13F1:A9	E4	8D	06	D4	AD	20	D0	A6	
0EB9:C9	03	D0	0A	AD	91	0A	C9	C7	1159:9D	A0	DA	CA	10	E7	A2	08	E7	13F9:29	0F	C9	01	D0	05	A9	81	31	
0EC1:12	F0	03	EE	91	0A	AD	87	0A	1161:A9	06	9D	0F	D9	9D	37	D9	0C	1401:4C	06	14	A9	21	8D	04	D4	0A	
0EC9:0A	4A	18	69	AA	8D	01	5A		1169:A9	07	9D	67	DB	A9	06	9D	7B	1409:58	68	60	A2	00	20	11	14	64	
0ED1:D0	38	E9	28	4A	4A	AA	DE		1171:8F	DB	CA	10	EB	A9	02	8D	44	1411:A0	00	88	D0	FD	CA	D0	FA	5F	
0ED9:BD	34	03	C9	FF	D0	03	AD	D5	1179:8F	DB	8D	90	DB	60	A2	06	C0	1419:60	AD	35	08	9D	34	03	78	40	
0EE1:35	08	18	69	09	CD	00	D0	84	1181:A0	03	BD	07	D0	C9	FA	90	11	1421:A9	00	8D	00	D4	8D	01	D4	83	
0EE9:90	03	20	71	13	18	69	0A	FF	1189:57	B9	93	0A	D0	52	AD	1B	1F	1429:20	0C	14	20	0C	14	A2	02	E0	
0EF1:CD	00	D0	90	06	EE	00	D0	D4	1191:D4	29	7F	F0	03	4C	7A	12	B7	1431:20	4D	0D	CE	C8	0A	20	43	3D	
0EF9:4C	13	0F	69	5B	B0	08	CD	F4	1199:A9	01	99	93	0A	AD	1B	D4	4F	1439:13	A9	14	8D	01	D4	A2	1E	6F	
0F01:00	D0	B0	03	20	71	13	38	BE	11A1:29	03	18	69	23	99	FB	07	31	1441:20	11	A9	00	8D	01	D0	D4	E7	
0F09:E9	0A	CD	00	D0	B0	09	CE	82	11A9:AD	1B	D4	29	60	C9	60	F0	72	1449:A2	1E	20	11	14	AD	C8	0A	52	
0F11:00	D0	20	5E	0E	20	5E	0E	09	11B1:F7	99	A3	0A	18	6D	80	0A	CC	1451:30	DC	D0	DA	20	0C	14	A9	93	
0F19:AD	91	0A	F0	3F	10	05	49	50	11B9:18	69	1D	9D	06	D0	AD	1B											



ISOLATION

John Dearden

COMMAND A NINETEENTH-CENTURY CLIPPER
IN THIS INTENSE NAVAL STRATEGY GAME FOR
THE 64. JOYSTICK(S) REQUIRED.

Your country is at war, and you've been stationed in the Blue Bottom Bay. This bay contains a strategic port that houses valuable munitions supplied by Allied cargo ships. Since the fate of your country depends on the free passage of these ships, the Navy has ordered you to protect the bay from enemy intruders.

The payload carried by the cargo ships is quite volatile, so you can't fire directly at intruding vessels without risk of destroying your own ships. Instead, you must capture the area surrounding the intruder and thus cut off any escape routes.

Getting Started

Isolation is written entirely in BASIC. To ensure accurate typing, use *The Automatic Proofreader*, found elsewhere in this issue, to enter it. When you've finished typing, be sure to save a copy of the program before you run it.

To play a game, plug a joystick into each port; then load and run the program. When the title screen appears, you're prompted for the number of players. Enter a number from 1 to 4. If you choose the one-player option, you play head-to-head with the computer, using the joystick in port 1.


After you've selected the number of players, the battlefield appears. It consists of a 7 × 6 grid of light-blue squares with four dark-blue starting squares. Player 1 controls the yellow ship; Player 2, the light-green ship; Player 3, the cyan ship; and Player 4, the gray ship. In the one-player game,

you control the yellow ship and the computer controls the light-green ship.

Playing the Game

Players take turns firing volleys at the squares adjacent to their opponent's ship. When a square has been hit, a ship can no longer travel over it. As the game progresses, fewer squares are available for each ship to move to. When a player's ship is completely surrounded by enemy fire—no adjacent squares are available—the ship surrenders and is removed from the board. Gameplay continues until only one player remains.

Each player's turn has two parts. The first part involves moving the ship. Players 1 and 4 share the joystick in port 1, while players 2 and 3 use the joystick in port 2. When it's your turn to move, your ship will flash repeatedly. To move, simply push the joystick in the direction you want your ship to go. You can move to any square adjacent to the one your ship currently occupies.



The second part of the turn involves firing a volley at a grid square in an attempt to isolate your opponent(s). A large white cursor appears in your starting square after you've moved your ship. Guide this cursor to the target square and then press the fire button. The light-blue square will disappear with an explosion and reveal an empty black square.

If you select a square that is already black, a square that is occupied by an opponent, or a starting square, a buzzer will signal a bad selection and you'll be returned to your starting square for another try.

When the contest is over, the winner is rewarded with a victory anthem. Press any key to return to the title screen and to start another game.

Strategy

After you've played *Isolation* for a while, you'll develop your own winning strategies. In the meantime, here are some tips that will help you get started.

Diagonal movement is very important in *Isolation*. A diagonal move will sometimes allow you to get out of a sticky situation.

Pay close attention to the dark-blue squares on the board. Because they're indestructible, they represent an excellent place to take refuge.

You can block your opponent with your own ship. If the enemy has only two squares to move onto, it may be possible to move your ship onto one and punch out the other one.

Isolation

```

XQ 5 REM COPYRIGHT 1990 COMPUT
    E! PUBLICATIONS, INC. - A
    LL RIGHTS RESERVED
SM 10 GOTO 1110
BG 20 J=PEEK(56321+(P=2ORP=3))
    AND15
HA 30 IFQ=.THENIF(PEEK(56321+(
    P=2ORP=3))AND16)=.THENRE
    TURN
AD 40 IFQTHENR=-(R=.) :IFRTHENO
    =B*32+31:Z=O+O*(Z=O):POK
    EV+P*2+1,Z
GF 50 U=((JAND4)=.)-((JAND8)=.
    ) :H=((JAND1)=.)-((JAND2)
    =.)
ER 60 IFU=.THENIFH=.GOTO200
SR 70 X=X+U:Y=Y+H:IFX<10RX>7TH
    ENX=-6*(X>7)+1:U=.
KC 80 IFY<10RY>6THENY=-5*(Y>6)
    +1:H=.
XS 90 IFQTHENRETURN
JA 100 POKEV+21,PEEK(V+21)AND2
    54
MA 110 IFX>6THENPOKEV+16,PEEK(
    V+16)OR1:POKEV,316-X*40
    :GOTO130
DP 120 POKE V+16,PEEK(V+16)AND
    254:POKEV,X*40+12
KS 130 POKEV+1,Y*32+30:POKE V+
    21,PEEK(V+21)OR1:GOTO200
GJ 140 GOSUB 160
KF 150 FORZ=1TO12:POKES+24,.:F
    ORZZ=1TO3:NEXT:POKES+24
    ,15:NEXT:RETURN
PQ 160 FORZ=.TO23:POKES+Z,.:NE
    XT:RETURN
GP 170 P=P+1:IFP>CTHENP=1
HS 180 IFW=C-1GOTO 1050
AC 190 IFLX(P)=9GOTO170
RX 200 X=LX(P):Y=LY(P):IFP=2AN
    DCP=1GOTO310
RE 210 Q=1:A=X:B=Y
AB 220 X=A:Y=B:GOSUB200:IFX=AAN
    DY=BGOTO220
PH 230 IFS(Y,X)=.GOTO220
BG 240 IFP(Y,X)>.GOTO220
XH 250 IFX=.ORX=8ORY=.ORY=7GOT
    O220
RE 260 GOTO610
FS 270 E=1:XS=X:YS=Y:IF(XS=2OR
    XS=6)THENIF(YS=2ORYS=5)
    THENE=.:RETURN
BF 280 E=1:IFXS<10RXS>7ORYS<10
    RYS>6THENE=.:RETURN
AH 290 IFS(YS,XS)=.ORP(YS,XS)>
    .THENE=.
HJ 300 RETURN
CX 310 TR=.
BE 320 TR=TR+1:AT=.:IFTR=5GOTO
    540
EP 330 AT=AT+1:IFAT=20GOTO320
QF 340 XP=X+INT(RND(1)*3)-1:IF
    XP=XTHENIF(TR=1ORTR=3)G
    OTO330
DP 350 YP=Y+INT(RND(1)*3)-1:IF
    YP=YTHENIF(TR=1ORTR=3)G
    OTO330
KQ 360 IFYP<>YTHENIFXP<>XTHENI
    F(TRY=2ORTRY=4)GOTO 330
CR 370 IFXP<10RXP>7ORYP<10RYP>
    6GOTO330
BS 380 IFS(YP,XP)=.ORP(YP,XP)>
    .GOTO330
DC 390 IFTR>2GOTO600
FP 400 SX=XP-X:SY=YP-Y:IFTR=2G
    OTO470
HJ 410 XS=X+2*SX:YS=Y+2*SY:GOS
    UB280:IFEGOTO600
QC 420 XS=X+SX:YS=Y+2*SY:GOSUB
    280:IFEGOTO600
CB 430 XS=X+2*SX:YS=Y+SY:GOSUB

```

```

280:IFEGOTO600
AK 440 XS=X+2*SX:YS=Y+1*SY:GOS
    UB280:IFEGOTO600
SH 450 XS=X+1*SX:YS=Y+2*SY:GOS
    UB280:IFEGOTO600
JA 460 GOTO 330
HM 470 YS=Y+2*SY:XS=X-1:GOSUB2
    80:IFEGOTO600
BX 480 XS=X:GOSUB280:IFEGOTO60
    0
AG 490 XS=X+1:GOSUB280:IFEGOTO
    600
PE 500 XS=X+2*XS:YS=Y-1:GOSUB2
    80:IFEGOTO600
RQ 510 YS=Y:GOSUB280:IFEGOTO60
    0
QF 520 YS=Y+1:GOSUB280:IFEGOTO
    600
HE 530 GOTO330
GE 540 Z=-2
SP 550 Z=Z+1:XS=X+Z:YS=Y-1:GOS
    UB280:IFEGOTO590
XG 560 YS=Y:IFZTHENGOSUB280:IF
    EGOTO590
JD 570 YS=Y+1:GOSUB280:IFEGOTO
    590
KM 580 GOTO550
DS 590 XP=XS:YP=YS
EC 600 A=X:B=Y:U=XP-X:H=YP-Y:X
    =XP:Y=YP
EB 610 FORZ=1TO8:O=A*40+12+Z*5
    *U:ON-(O>255)GOTO630
FC 620 POKEV+16,PEEK(V+16)AND2
    55-2*(INT(P*P/2)-(P=1))
    :POKEV+P*2,O:GOTO640
JM 630 POKEV+16,PEEK(V+16)OR2*
    (INT(P*P/2)-(P=1)):POKE
    V+P*2,O-256
SD 640 O=B*32+31+Z*4*H:POKEV+P
    *2+1,O:NEXT
JS 650 LX(P)=X:LY(P)=Y:P(B,A)=
    .:P(Y,X)=P
GQ 660 IFP=2ANDCP=1GOTO780
QG 670 POKE V+21,PEEK(V+21)AND
    254:POKEV+16,PEEK(V+16)
    AND254
PH 680 ONPGOTO690,700,710,720
PJ 690 X=2:Y=2:POKEV,92:POKEV+
    ,1,94:GOTO730
RC 700 X=6:Y=5:POKEV+1,190:POK
    EV,252:GOTO730
BK 710 X=6:Y=2:POKEV+1,94:POKE
    V,252:GOTO730
CS 720 X=2:Y=5:POKEV,92:POKEV+
    1,190
EB 730 POKEV+21,31
KG 740 Q=.:GOSUB200:POKEV+1,.:I
    FP(Y,X)THENGOSUB140:GOT
    O670
KK 750 IFS(Y,X)=.THENGOSUB140:
    GOTO670
QE 760 IF(X=2ORX=6)THENIF(Y=2O
    RY=5)THENGOSUB140:GOTO6
    70
HJ 770 GOTO 880
HX 780 Z=.
SE 790 Z=Z+1:IFZ>8GOTO840
GJ 800 X=LX(1)+CX(Z):IFLX(1)>4
    THENX=LX(1)+CX(Z)*-1
KA 810 Y=LY(1)+CY(Z):IFLY(1)>3
    THENY=LY(1)+CY(Z)*-1
JG 820 GOSUB270:IFEGOTO880
RR 830 GOTO790
MG 840 Y=1:X=.
BS 850 X=X+1:IFX>7THENX=.:Y=Y+
    1
JB 860 GOSUB270:IFEGOTO880
BX 870 GOTO850
DH 880 POKES+3,8:POKES+6,240:P
    OKES+5,10:POKES+1,70:PO
    KES+4,129:PS=52102+X*5+
    Y*160
EK 890 FORZ=.TO2:O=PS+Z*40:POK

```

```

EO,224:POKEO+1,224:POKE
O+2,224:POKEO+3,224:NEX
T
JK 900 S(Y,X)=.:FORZ=15TO.STEP
    -.2:POKES+24,Z:NEXT
SA 910 FORZ=1TOC:IFZ=PGOTO940
PE 920 IFLX(Z)=9THENGOTO940
DS 930 GOSUB 950
DG 940 NEXT:Z=P:GOSUB950:GOTO1
    70
MD 950 X=LX(Z):Y=LY(Z):IFS(Y+1
    ,X)ANDP(Y+1,X)=.GOTO104
    0
HA 960 IFS(Y-1,X)THENIFP(Y-1,X
    )=.GOTO1040
JH 970 IFS(Y,X+1)THENIFP(Y,X+1
    )=.GOTO1040
HJ 980 IFS(Y,X-1)THENIFP(Y,X-1
    )=.GOTO1040
AP 990 IFS(Y+1,X+1)THENIFP(Y+1
    ,X+1)=.GOTO1040
FH 1000 IFS(Y+1,X-1)THENIFP(Y+
    1,X-1)=.GOTO1040
AH 1010 IFS(Y-1,X+1)THENIFP(Y-
    1,X+1)=.GOTO1040
ER 1020 IFS(Y-1,X-1)THENIFP(Y-
    1,X-1)=.GOTO1040
RR 1030 W=W+1:POKEV+Z*2+1,.:P(
    Y,X)=.:LX(Z)=9
DA 1040 RETURN
XJ 1050 GOSUB 160:N$="#4EUEU":
    D$="*****#"
XX 1060 POKES+5,13:POKES+12,9:
    POKES+24,15:FORZ=1TO6:
    N=ASC(MID$(N$,Z,1))+15
BG 1070 D=ASC(MID$(D$,Z,1))-34
    :POKES+1,N:POKES+8,N/2
    :POKES+4,17:POKES+11,3
    3
RR 1080 FORW=1TO800/D:NEXT:POK
    ES+4,16:POKES+11,32:NE
    XT:POKES+24,.:
RK 1090 POKE198,.:WAIT198,1:PO
    KEV+21,.:PRINT"{CLR}":
    POKE53281,.:
FQ 1100 POKE53265,PEEK(53265)A
    ND191:GOTO1360
FJ 1110 PRINT"{CLR}"CHR$(142)C
    HR$(8)
SS 1120 POKE88,.:POKE89,232:PO
    KE90,.:POKE91,216:POKE
    781,9:POKE782,1:POKE56
    333,127
BP 1130 POKE1,51:SYS41964:POKE
    1,55:POKE56333,129:POK
    E56578,PEEK(56578)OR3
MC 1140 POKE56576,PEEK(56576)A
    ND252:POKE53272,(PEEK(
    53272)AND63)OR48:POKE6
    48,204
DF 1150 POKE53272,(PEEK(53272)
    AND240)OR8:PRINT"{CLR}
    ":POKE 53280,6
RK 1160 POKE53281,.:POKE 53282
    ,1:POKE 53283,14:POKE
    {SPACE}53284,.:Z=RND(-
    TI)
HJ 1170 PRINTTAB(11)"{GRN}ONE
    {SPACE}MOMENT PLEASE"
BP 1180 DATA0,44,0,0,12,44,44,
    28,12,12,92,28,28,92,9
    2,92,92,92
KD 1190 DATA92,92,92,92,92,92,
    92,92,92,28,92,28,12,2
    8,42,170,12,170
SJ 1200 DATA42,170,170,10,170,
    168,2,170,168,255,24,2
    55,192,60,3,192,126,3
AB 1210 DATA192,24,3,0,24,0,32
    ,24,4,96,24,6,255,255,
    255,255,255,255,96,24,
    6
AH 1220 DATA32,24,4,0,24,0,192

```


Isolation

```

,24,3,192,126,3,192,60
,3,255,24,255
EK 1230 FORZ=.TO44:READA:POKE5
9392+Z,A:NEXT:FORZ=45T
062:POKE59392+Z,,:NEXT
GP 1240 FORZ=.TO47:READA:POKE5
9456+Z,A:NEXT:FORZ=48T
062:POKE59456+Z,,:NEXT
AQ 1250 V=53248:S=54272:GOSUB1
60
MD 1260 POKE53240,161:POKE5324
1,160:POKE53242,160:PO
KE53243,160:POKE53244,
160
AX 1270 POKEV+39,1:POKEV+40,7:
POKEV+41,13:POKEV+42,3
:POKEV+43,15
XS 1280 POKEV+28,30:POKEV+37,1
:POKEV+38,11
HK 1290 FORZ=.TO39:READA:POKE5
7560+Z,A:NEXT:FORZ=.TO
47:READA:POKE57680+Z,A
:NEXT
ME 1300 FORZ=1TO8:READX:CX(Z)=
X:NEXT:FORZ=1TO8:READY
:CY(Z)=Y:NEXT
RA 1310 DATA15,15,15,15,15,15,
15,15,15,14,12,8,15,15,
15,15,0,0,0,0,255,239
,207,143
BS 1320 DATA0,0,0,0,255,255,25
5,255,15,15,15,15,255,
239,207,143,15,14,12,8
,255,239
JM 1330 DATA207,143,15,14,12,8
,255,255,255,255,0,0,0
,0,15,15,15,15,1,3,7,1
5,255
XD 1340 DATA239,207,143,15,15,
15,15,255,255,255,255,
15,14,12,8,31,63,127,2
55
AH 1350 DATA1,1,0,1,-1,0,-1,-1
,1,0,1,-1,1,-1,0,-1
BD 1360 FORY=1TO6:FORX=1TO7:P(
Y,X)=.:S(Y,X)=1:NEXT:N
EXT:LX(1)=2:LY(1)=2:LX
(2)=6
EA 1370 LY(2)=5:LX(3)=6:LY(3)=
2:LX(4)=2:LY(4)=5:P=.:
W=.:CP=.
PS 1380 POKE53265,PEEK(53265)A
ND191:PRINT"{CLR}{WHT}
{4 DOWN}":PRINTTAB(10)
"R"
QA 1390 PRINTTAB(10)"B
{6 SPACES}B{2 SPACES}C
+C":PRINTTAB(10)"{8}BU
CIUCIBUC{S}B{BLU}Q{8}U
CI{R}CI"
FK 1400 PRINTTAB(10)"{5}BJCIB
{SPACE}BBB BBBB BB B":
PRINTTAB(10)"{4}{E}JCK
JCKJJCJJJCK{E} JK"
KS 1410 PRINTTAB(7)"{RED}
{26 @}"
CA 1420 PRINT"{DOWN}"TAB(7)"
{YEL}HOW MANY PLAYERS?
(1 TO 4)"
DX 1430 PRINTTAB(7)"{RED}
{26 @}{5 DOWN}"
XK 1440 PRINTTAB(12)"{5}COPYRI
GHT 1990":PRINTTAB(7)"
COMPUTE! PUBLICATIONS
{SPACE}INC"
SG 1450 PRINTTAB(10)"ALL RIGHT
S RESERVED"
CC 1460 POKE198,.:WAIT198,1:GE
TK$=C=VAL(K$):IFC<10RC
>4GOTO1460
MM 1470 P(2,2)=1:P(5,6)=2:IFC>
2THENP(2,6)=3
RP 1480 IFC>3THENP(5,2)=4
MH 1490 IFC=1THENCP=1:C=2
PH 1500 PRINT"{CLR}{4}";:POKE5
3281,6:POKE53265,PEEK(
53265)OR64:FORZ=1TO6
PJ 1510 PRINT"{2 SPACES}{-}{↑↑↑
↑{N}↑↑↑{N}↑↑↑{N}↑↑↑
↑{N}↑↑↑{N}↑↑↑{N}↑↑↑
{↑↑↑}"
CM 1520 FORJ=1TO3:PRINT"
{2 SPACES}{+}{RVS}
{4 SPACES}{OFF}{+}{RVS}
{4 SPACES}{OFF}{+}{RVS}
{4 SPACES}{OFF}{+}{RVS}
{4 SPACES}{OFF}{+}{RVS}
{4 SPACES}{OFF}{+}{RVS}
{4 SPACES}{OFF}{+}{RVS}
{4 SPACES}{OFF}{+}{RVS}
{4 SPACES}{OFF}{+}{RVS}
{4 SPACES}{OFF}{+}{RVS}
NEXT:PRINT"{2 SPACES}
{P}↑↑↑↑{Q}↑↑↑↑{Q}↑↑↑↑
{Q}↑↑↑↑{Q}↑↑↑↑{Q}↑↑↑↑
{Q}↑↑↑↑{S}{HOME}"
AC 1540 PRINT"{2 SPACES}{D}↑↑↑
↑↑↑↑↑↑↑↑↑↑↑↑↑↑↑↑↑↑↑↑↑↑
↑↑↑↑↑↑↑↑↑↑↑↑↑↑↑↑↑↑↑↑↑↑
↑↑↑↑↑↑↑↑↑↑↑↑↑↑↑↑↑↑↑↑↑↑
↑↑↑↑↑↑↑↑↑↑↑↑↑↑↑↑↑↑↑↑↑↑
FORZ=1TO3
FS 1550 PRINTTAB(8)"{4 SPACES}
{TAB(28)}{4 SPACES}":N
EXT:PRINT"{8 DOWN}":FO
RZ=1TO3
HS 1560 PRINTTAB(8)"{4 SPACES}
{TAB(28)}{4 SPACES}":N
EXT
BB 1570 POKEV+1,.:POKEV+7,.:PO
KEV+9,.:POKEV+2,92:POK
EV+3,95:POKEV+4,252
MA 1580 POKEV+5,191:IFC>2THENP
OKEV+6,252:POKEV+7,95
RE 1590 IFC>3THENPOKEV+8,92:PO
KEV+9,191
PH 1600 POKEV+21,31:GOTO170 G

```

JASON-RANHEIM CARTRIDGE MATERIALS FOR YOUR COMMODORE 64 or 128

*Quality Products
from the World Leader!*

- Promenade C1 EPROM Programmer
- Game Type Cartridges
- Bank Switching Cartridges
- RAM/ROM Combination Cartridges
- Capture Archival Cartridge System
- Cases, EPROMS, Erasers, Etc.

Call or write for complete information!

Call Toll Free 800-421-7731
from California 916-878-0785
Tech Support 916-878-0785



JASON-RANHEIM

3105 Gayle Lane
Auburn, CA USA 95603

Circle Reader Service Number 103

FACTORY AUTHORIZED COMMODORE REPAIR CENTER 1-800-772-7289

(708) 879-2888 IN ILLINOIS

C64 Repair (PCB ONLY) . 42.95	C128D Repair CALL
C-128 Repair (PCB ONLY) . 64.95	Amiga Repair CALL
1541 Permanent Alignment 29.95	Printers CALL
1541 Repair 79.95	Monitors CALL
1571 Repair 79.95	Other Equipment CALL

CALL BEFORE SHIPPING FOR AUTHORIZATION NUMBER

(Have Serial and Card Numbers ready)

PARTS AND LABOR INCLUDED

FREE RETURN SHIPPING

(APO, FPO, AIR ADD \$10.00)

24-48 HR. TURNAROUND

(Subject to Parts Availability)

30 DAY WARRANTY ON ALL REPAIRS

COMMODORE PARTS

CALL (708) 879-2350

C-64 Power Supply	34.95*
C128 Power Supply	59.95*
Other Parts	CALL

*(Plus \$3.00 Shipping/Handling)

TEKTONICS PLUS, INC.

150 HOUSTON STREET
BATAVIA, IL 60510

VISA

MasterCard

64 Doctor

A professional diagnostic cartridge for your Commodore 64

- Simply insert cartridge & port connectors
- Tests serial, user and control ports
- Allows for a full keyboard test
- Many chips tested including NMI & IRQ
- Sound channels and graphics tested
- BASIC Kernel & ROM tested
- Screen table clearly displays the results
- All defective chips are highlighted
- Location and CBM part numbers displayed
- Buy the parts and repair it yourself
- Or tell your dealer what's wrong & where

\$69.95

NEW!

SUPER TRACKER

At last an easy way to find out where the protection really is. **Super Tracker** will display the location of your drive head while you are loading a piece of software. This information will be very useful to find where the protection is. **Super Tracker** has other useful options such as track and half track display, 8 and 9 switch, density display, write protect on/off. This incredible little tool is encased in a handsome box that sits on top of your drive. Works with all C-64/128 and most C/64 compatible drives. Some minor soldering will be required.

Super Tracker\$69.95

NEW!

SUPER CARTRIDGE

The Ultimate Utility Cartridge packed full of useful utilities. Super fast file copier, nibbler, sector editor, graphic label maker, just to mention a few. 128K of software at your finger tips. **Super Cartridge** can be shut off and uses no memory.

Super Cartridge\$49.95

GRAPHIC PACK\$24.95

Our best selling graphic programs plus more, all on one disk. **Graphic label maker, Photo-Copy, Super Label, Converter** (converts Print Shop to Print Master), and **Sprite Editor**. Plus we'll add 60 graphics.

PARAMETERS CONSTRUCTION SET

The company that has **The Most Parameters** is about to do something **Unbelievable**. We are giving you more of our secrets. Using this **Very Easy** program, it will not only **Read, Compare and Write Parameters** for you; it will also **Customize** the disk with your name. It will impress you, as well as your friends. The **"Parameter Construction Set"** is like nothing you've ever seen. In fact, you can even **Read Parameters** that you may have already written; then by using your construction set, rewrite it with your new **Customized Menu**. **\$24.95.**

<i>New from Europe</i>			
XX Rated Game	\$24.95	Lock Pik Books 1 & 2	29.95
All New B.B.S.	19.95	D.N. Coder	14.95
Super 1000 Parameters Pak	39.95	Master Lock	9.95
Super 1000 Graphics Pak	29.95		
Blitz Decompiler	19.95		
1541 Mash Drive Alignment	14.95		
Top Secret Stuff 1 & 2	14.95		

ADD \$4.00 Shipping & Handling
ADD \$3.00 for C.O.D. in USA Only
VISA and MasterCard Accepted

UTILITIES UNLIMITED, Inc.

P.O. Box 532
North Plains, OR 97133

If you wish to place your order by phone
CALL (503) 647-5611 24 Hrs A Day!

SUPER-CARD +

Have you been watching the war over the "best" backup utility? We would like to state the facts, and put this war to an end... once and for all!

- Utilities Unlimited was the **FIRST** to create a fully functional whole track copier. Our prototype was designed December 6, 1984. Since that time, the product has evolved into the most successful archiver ever created!
- Utilities Unlimited was **FIRST** in creating this product for **ALL** disk drives: 1541/1541C/1541-II/1571/SX-64/ALL Commodore compatibles. While it is true that some of the units required soldering, it is very simple. We offer an installation service for those customers that do not wish to install the card themselves.
- Why would you **WANT** to wait for parameters? During that waiting period, your precious software could be destroyed! With **SUPER-CARD+** you need not wait! The software is user selectable. So if special changes are required, you can do it yourself! **NO WAITING FOR MONTHS**. What about those special changes? They (if actually required) are available by calling our office, or through **QUANTAM LINK**. We can tell you how to backup your software **THE SAME DAY YOU GET IT!** All versions of our **SUPER-CARD+** software include the latest settings. Even our competitor agrees that we can copy **EVERYTHING** with the proper settings... and we have them!
- Updates — Approximately every 6 weeks we release an update of our software that includes new utilities, copiers, and settings. **ALL** updates are \$5.00... which we feel is a very reasonable fee. Updates are **NOT** required.
- Across the nation, software rental stores use **SUPER-CARD+** to backup their originals. Our **SUPER-CARD+** has been tested in Europe and has been chosen as the **BEST** backup utility!
- **SUPER-CARD+** comes complete with the hardware card, documentation, and the latest software release (version 3.0).

So, the facts are on the table... you decide for yourself. By the way, they say that **"imitation is the highest form of flattery"**... thanks guys!

ONE BOARD FITS ALL DRIVES

Single.....\$59.95 Dual.....\$109.95

FINAL CARTRIDGE III

No other cartridge adds 64K of ROM. The additional 32K of RIM is dedicated to a unique desk top accessory, setting it apart from the other cartridges.

Final Cartridge III is inspired by the Amiga and Macintosh. The function keys are laid out logically and are easy to remember. The tool kit is the largest collection on any cartridge (almost 30 commands). Just to mention some of the features — **Fastload (15X) Backup, Freezer, Printer FR, Word Problems, Pop-Up Calculator, Color Screen Dump and Windows.** All for only **\$69.95**

Allow 3-4 Weeks for Delivery
All Sales Are **FINAL**
Unless Authorized by Management

VIDEO BYTE II - the only FULL COLOR! video digitizer for the C-64, C-128

Introducing the world's first **FULL COLOR!** video digitizer for the Commodore C-64, 64-C, C-128 & 128-D computer. **VIDEO BYTE** can give you digitized video from your VCR, B/W or COLOR CAMERA or OFF THE AIR or CABLE VIDEO (thanks to a fast! 2.2 sec. scan time). New version 3.0 software features full **RE-DISPLAY** with **MULTI CAPTURE MODE, MENU SELECT PRINTING, EXPANDED COLORIZING FEATURES, SAVE TO DISK FEATURE AND MUCH MORE!**

FULL COLORIZING! is possible, due to a unique **SELECT** and **INSERT** color process, where you can select one of 15 **COLORS** and insert that color into one of 4 **GRAY SCALES**. This process will give you over 32,000 different color combinations to use in your video pictures. **SAVES AS KOALAS!** Video Byte II allows you to save all your pictures to disk as **FULL COLOR KOALAS**. After which (using Koala or suitable program) you can go in and redraw or recolor your V.B. pic's. **LOAD and RE-DISPLAY!** Video Byte II allows you to load and re-display all Video Byte pictures from inside Video Byte's menu. **MENU DRIVEN!** Video Byte II comes with an easy to use menu driven **UTILITY DISK** and digitizer program (64 MODE ONLY). **COMPACT!** Video Byte II's hardware is compact! In fact no bigger than your average cartridge! Video Byte comes with its own cable. **INTEGRATED!** Video Byte II is designed to be used with or without **EXPLODE! V5.0** color cartridge. **EXPLODE! V5.0's** menu will return you to **VIDEO BYTE II's** menu. **EXPLODE! V5.0** is the **PERFECT COMPANION!** Video Byte II users are automatically sent **FREE**

ONLY \$79.95

SOFTWARE updates along with new documentation, when it becomes available. **PRINT!** Video Byte II will printout pictures in **BLACK and WHITE GREY SCALE** to most printers. However, when used with **EXPLODE! V5.0**, your printouts can be done in **FULL COLOR 8x11's** on the **RAINBOW NX-1000, RAINBOW NX-1000C, JX-80, Seikosha 3000 AL (OKIDATA 10/20's (print larger 6"by9"))** **USER SLIDE SHOW** program w/auto or manual display is standard with **VIDEO BYTE** program. And can be backed up!

Why **DRAW** a car, airplane, person or for that matter... anything when you can **BYTE** it... **Video Byte** it instead.

NEW! SUPER CARTRIDGE By The Soft Group EXPLODE! V.5

The **MOST POWERFUL, DISK DRIVE and PRINTER CARTRIDGE** ever produced for the **COMMODORE USER**, Super **USER FRIENDLY** with all the features most asked for. New

ONLY \$44.95

FEATURES... (a) Faster non-blanking **FASTLOAD**. (b) **MIRROR** imaging of all **HI-RES** screens. (c) 4 Way color selection with insert, for all **HI-RES** screens. (d) Infinite **FILE COPY** for all **SEQ. & PRG.** files, copy your file only once, then write that file to as many disks as you like... great for single file copying by small user groups. (e) **FULL COLOR PRINTING** of **ALL COLOR HI-RES & MULTI-COLOR SCREENS** to **ALL COLOR DOT MATRIX PRINTERS** (not for **INK JET** printers). (f) Direct **ONE KEY** access back to **VIDEO BYTE** software thru **EXPLODE! V5.0's** **MENU**. (g) Supports all popular printer interfaces. (h) **FREE** upgraded utility disk.

THE 128 SUPERCHIP - A, B or C (another first)

A — There is an empty socket inside your 128 just waiting for our Super Chip to give you 32K worth of great Built-in Utilities, all at just the Touch of a Finger. You get built-in features: **Files Copier, Nibbler, Track & Sector Editor, Screen Dump**, and even a 300/1200 baud **Terminal Program** that's 1650, 1670 and Hayes compatible. Best of all, it doesn't use up any memory. To use, simply touch a function key, and it responds to your command.

B — **HAS SUPER 81 UTILITIES**, a complete utility package for the 1581. Copy whole disks from 1541 or 1571 format to 1581. Many options include 1581 disk editor, drive monitor, Ram writer and will also perform may CP/M & MS-DOS utility functions.

C — **"C" IS FOR COMBO** and that's what you get. A super combination of both chips A and B in one chip, switchable at a great savings to you. All Chips Include 100 Parameters **FREE!** Chips A or B: \$29.95 each Chip C: \$44.95 each.



EDITOR'S
CHOICE



MEGASQUEEZE

Most computer owners prefer to keep their most heavily used programs on a couple of disks where they can be found easily. The trouble with this approach is that the size of a program often expands exponentially with its usefulness. Consequently, it's virtually impossible to squeeze your favorites onto one or two disks.

This ingenious utility can eliminate this problem by compressing most machine language (ML) programs by 30–60 percent and some programs by as much as 75 percent. And, because the files created by *MegaSqueeze* load and run like BASIC programs, you won't have to remember starting addresses.

Getting Started

MegaSqueeze is written entirely in machine language, so you'll need to use *MLX*, the machine language entry program located elsewhere in this issue, to type it in. The *MLX* prompts, and the values you should enter, are as follows:

Starting address: 0801

Ending address: 1418

When you've finished typing in the data for *MegaSqueeze*, be sure to save a copy of the program to disk.

Although written in machine language, *MegaSqueeze* loads and runs like

**This clever utility for
the 64 enables you to
compress machine
language programs
by as much 75 percent.**

**Furthermore, the
resulting files are
executable—that is,
they automatically
decompress when
you run them.**

Indi Phillips

a BASIC program. So, to get started, type `LOAD "filename",8`, where *filename* is the name you used when you saved *MegaSqueeze*. Once the file has loaded, type `RUN`.

Compressing Files

The program's main screen contains several prompts for information about your program. The first prompt requests the name of the source file. Type the name of the file containing the ML program to be compressed and press `RETURN`. The second prompt asks for the name of the destination, or output, file. Type the filename that you want to use for the compressed file.

The third prompt requests the SYS address of the ML program. Enter the SYS address (in hexadecimal) that you normally use to execute the program. To convert the SYS address to hexadecimal, you can use a calculator that can handle hexadecimal-to-decimal conversions (usually called a programmer's calculator) or the following short program.

```
KQ 10 H$="0123456789ABCDEF":B=
      16:B1=2↑B:REM B IS NUMBE
      R OF BITS
GC 20 PRINT"CONVERT A DECIMAL
      {SPACE}NUMBER INTO":PRIN
      T"ITS HEXADECIMAL EQUIVA
      LENT"
```

 www.commodore.ca


```
KX 30 INPUT"ENTER DECIMAL VALU
E";N:IFABS(N)>B1-1THEN30
XE 40 N$="":IFN<0THENN=B1+N
AK 50 FORI=1TOB/4:T=N-(INT(N/1
6)*16):N$=MID$(H$,T+1,1)
+N$:N=N/16:NEXTI:PRINTN$
```

The final prompt asks for the \$0001 value. The default value of 37 works very well for most files. You can try other values to see how they affect the compression ratios for various files.

Once you've answered the main prompts, *MegaSqueeze* asks whether you want the screen to blank while it compresses the file. Compressing with the screen on allows you to monitor the program's progress, but it takes about 15 percent longer than when the screen is blanked.

Next, *MegaSqueeze* requests that you enter a compression speed from 1 to 6, where 1 is the fastest and 6 is the slowest. The speed value actually determines the method used to compress the source file. The more effective methods can produce dramatic reductions in the size of your file, but they take much longer to compress and decompress. In general, the following guidelines should be used for selecting the compression speed.

File Size (Blocks)	Compression Speed
1-30	1
30-75	2
75-120	3
120-160	4
160-200	5
200+	6

After you've selected the compression speed, *MegaSqueeze* prompts you to place the disk containing the source file in drive 8. Press the space bar after you've placed the disk in the drive and closed the door. If you've chosen to leave the screen on, you'll see counters indicating how many bytes of the source file have been processed, how many bytes they've produced in the compressed file, and how many bytes have been saved by the compression.

When *MegaSqueeze* finishes compressing the file, the program prompts you to place the destination disk in the disk drive. Press the space bar when the disk is in the drive and ready to be written to. Once the file is saved, *MegaSqueeze* asks if you'd like another copy. To write another copy of the file, place another disk in drive 8 and type Y. Type N to run the compressed program.

Compression Tips

You might think that you should use the optimal compression method (speed 6) on all of your files, but this isn't the case. The better compression methods generally require more overhead and are therefore less effective on smaller files.

You should also keep in mind that these compression methods take longer to decompress. If you're going to be running a particular program fairly often, you may want to use a less effective but faster compression method.

MegaSqueeze can only compress ML programs. However, some ML programs load and run like BASIC programs. To determine the SYS address for this type of program, you'll have to load and list the program in question. You should see a line similar to the following near the beginning of the file (or it may be the only line in the file).

10 SYS 2061

The address following the SYS command is the one you should give *MegaSqueeze* (after you've converted it to hexadecimal).

Some ML programs won't run correctly after they've been compressed. Programs that require initialization from a BASIC program and those that reside under ROM seem to cause the most difficulty. You'll just have to try each program individually to determine whether or not it can be compressed.

MegaSqueeze

```
0801:0B 08 70 17 9E 32 34 30 6E
0809:37 00 00 00 20 20 20 96
0811:20 20 20 20 20 A0 C4 B9 06
0819:3C 08 99 F8 00 B9 FD 08 F6
0821:99 33 03 88 D0 F1 A0 09 4C
0829:B9 0C 08 99 FF 03 88 D0 A1
0831:F7 A9 08 85 2D A9 1C 85 CE
0839:2E 4C 00 01 0D E3 01 08 85
0841:1C 8B 12 B9 6E 09 99 E8 D3
0849:07 C8 D0 F7 EE 02 01 EE 19
0851:05 01 C6 F9 D0 ED A2 03 23
0859:20 34 03 F0 33 C9 07 D0 95
0861:16 A2 01 20 34 03 D0 A0 A0
0869:A2 04 20 34 03 18 69 07 65
0871:10 05 A2 0A 20 34 03 85 1D
0879:A8 A5 A7 85 A9 A5 FE 85 FB
0881:F7 A5 FF 85 F8 20 6C 03 73
0889:A5 F8 85 FF A5 F7 85 FE 72
0891:E8 20 34 03 D0 1E A2 08 21
0899:20 34 03 A0 02 84 A8 85 2A
08A1:A6 18 A5 FC 65 A6 85 F7 58
08A9:A5 FD 65 A7 85 F8 20 6C EF
08B1:03 4D 13 01 E8 20 34 03 FB
08B9:D0 1C A0 03 84 A8 E8 20 36
08C1:34 03 F0 08 A2 08 20 34 F4
08C9:03 4C 5C 01 A2 0B 20 34 BF
08D1:03 E6 A7 4C 5C 01 E8 20 AF
08D9:34 03 D0 0A E8 20 34 03 B2
08E1:18 69 04 A8 D0 D6 E8 20 37
08E9:34 03 D0 0A A2 02 20 34 21
08F1:03 18 69 06 D0 ED A2 08 A2
08F9:20 34 03 D0 E6 A9 00 85 F7
0901:A7 A4 FB F0 0C 06 FA 2A 37
0909:26 A7 C6 FB CA D0 F2 A8 D8
0911:60 48 B1 FE 85 FA A9 08 FE
0919:85 FB 68 A4 FE D0 A2 C6 4A
0921:FF C6 FE C0 E7 D0 DE A4 B5
0929:FF C0 07 D0 D8 A9 37 85 BA
0931:01 58 4C 00 1C A4 A8 F0 19
0939:22 A5 F7 38 E5 A8 B0 03 7E
0941:C6 F8 38 85 F7 A5 FC E5 8A
0949:A8 B0 02 C6 FD 85 FC B1 3A
0951:F7 88 91 FC 98 D0 F8 C4 42
0959:A9 F0 0A B1 F7 C6 FD C6 76
0961:F8 C6 A9 10 EC 60 78 E6 98
0969:01 4C 16 08 60 00 D0 88 77
0971:0A 00 9E 20 37 31 36 E3 2D
0979:14 27 60 84 8D 86 85 33 78
```

```
0981:22 62 0C 8D 21 D0 A9 28 5F
0989:A0 08 38 5C 1C 4C AA 08 2A
0991:13 11 11 8E 4D 45 47 41 CB
0999:24 B7 51 11 38 45 5A AA 1D
09A1:99 43 4F 4D 50 D3 29 4F 83
09A9:52 08 4F 23 43 E1 C2 A3 CD
09B1:20 0E 60 60 0C 8D 48 48 D8
09B9:06 2C E0 46 49 4C 5B 05 91
09C1:01 91 44 73 01 03 4E 41 6A
09C9:54 49 4F 4E 3C 3A 20 10 42
09D1:53 59 D5 41 44 44 52 45 CF
09D9:53 53 01 70 88 8D C6 07 A0
09E1:96 83 31 20 56 41 4C 55 ED
09E9:45 20 3A 24 00 A9 42 CD 29
09F1:7F E3 06 F9 DD 11 A2 20 B5
09F9:A0 60 FD 2D 1A 85 B7 AB 09
0A01:D4 07 26 35 20 00 EB 64 96
0A09:50 68 D4 72 18 E6 10 28 C5
0A11:08 20 72 9E A9 9D AA BA 3D
0A19:8D 2C 09 38 E9 B6 52 41 B3
0A21:0A 8E 1E 09 8C 22 72 B5 B9
0A29:8D 1A 01 F0 29 00 CC 85 22
0A31:C6 A5 C6 F0 FC AD C2 70 8E
0A39:0E C9 0D F0 42 C9 14 F0 C9
0A41:20 C9 20 30 E7 C9 60 10 16
0A49:E3 EE EA 02 40 91 11 D0 C3
0A51:07 AE 77 02 E0 14 D0 CF 6C
0A59:20 C9 55 00 22 AE C7 E0 D6
0A61:00 80 20 CE 24 D0 D3 08 D7
0A69:C1 1A 00 1A 83 C9 10 F0 DA
0A71:06 D2 A1 4C 08 09 63 1E 7F
0A79:CC A9 20 4C D2 8B 20 62 8E
0A81:4E 0C A9 35 D0 18 09 10 37
0A89:38 44 08 03 B1 05 03 31 D4
0A91:A0 10 A2 A9 18 EF 3F A9 87
0A99:03 A2 30 A0 47 20 EE 19 99
0AA1:EE 07 00 1C 89 A8 7A 24 B8
0AA9:E2 E8 28 6D 26 1F 64 22 DD
0AB1:9D B8 8B B8 10 D0 EF 4C AF
0AB9:E5 09 BD 51 E1 12 1F 85 EA
0AC1:02 BD 50 05 C9 07 10 02 2D
0AC9:09 40 29 4F C9 0B 30 02 69
0AD1:E9 37 9E 3D 0A 0A 05 02 D4
0AD9:60 D8 80 F7 E0 20 35 E7 BD
0AE1:02 40 0E 34 13 A2 28 32 B1
0AE9:67 09 D0 2F 13 4C 30 16 D8
0AF1:A9 11 A0 8C 3B 1E AB 91 37
0AF9:4E E4 F0 17 0D 0D 14 12 D4
0B01:10 84 53 4F 55 52 43 45 5F
0B09:BA DD 92 8D 8E 78 FC 20 8F
0B11:0E 01 01 10 A5 B7 A0 02 DE
0B19:A2 A8 20 BD FF 89 4B A6 ED
0B21:85 AE A5 90 4A 78 03 D2
0B29:C3 61 85 AF 20 33 F6 BB 9C
0B31:4A 00 16 EA 6E 4B 18 AD 5C
0B39:BA 05 C4 D0 20 55 C6 BD F8
0B41:C8 16 9D C8 02 66 38 15 B0
0B49:27 38 0B EA 71 09 8C 8F 69
0B51:81 84 89 8E 87 05 EF 32 C5
0B59:01 31 E2 01 2D 10 0F DF 50
0B61:60 D0 02 0E 4E 10 86 C3 80
0B69:84 C4 B0 A0 C0 40 05 38 5C
0B71:A9 60 7C A8 A0 09 07 15 DA
0B79:C7 38 21 20 50 08 20 13 9D
0B81:EE A0 00 A8 2B 91 AE 28 E6
0B89:57 E6 AE 68 79 87 AF 24 CE
0B91:90 50 E7 20 EF ED 20 42 BC
0B99:F6 90 05 E6 05 20 E2 DE AB
0BA1:78 48 72 4C 80 08 BC D6 8D
0BA9:B0 0A 50 AD BD 26 0C 9D BB
0BB1:34 03 A1 15 E6 E0 C3 D0 3B
0BB9:E9 BD 00 15 9D E1 07 A0 A8
0BC1:55 86 FA 4C 00 88 00 20 88
0BC9:48 1A 4C 10 92 AB D0 C8 C2
0BD1:A0 8F 8C 84 93 61 30 30 A8
0BD9:30 8F 8E 85 97 C1 14 EA EC
0BE1:20 A0 AB BA FC 24 30 31 5B
0BE9:36 34 D2 83 AA B0 B4 BD F9
0BF1:A9 2E 82 8C 81 8E 8B 5F 3E
0BF9:08 40 85 8E A0 A8 89 8E 07
0C01:83 92 85 81 93 85 A0 93 CF
0C09:90 85 85 84 A9 A0 68 7B DF
0C11:48 BA BF A0 20 20 59 C4 F6
0C19:29 A9 A9 00 8D 20 FA 7A C2
0C21:83 04 78 A2 FF 9A 20 A3 83
```


MegaSqueeze

```

0C29:68 01 15 FD 20 5E FF 20 D2
0C31:53 E4 20 BF E3 58 AD 01 09
0C39:DC C9 EF D0 F9 4C C8 02 D1
0C41:EF A7 B7 A2 B8 86 BB A2 56
0C49:01 A0 08 86 AC 84 AD A6 EC
0C51:2D A4 2E A0 FA 59 86 AA ED
0C59:89 70 20 BA FF AD 4D DE 32
0C61:C9 89 F0 4F A9 61 85 30 E1
0C69:4F D5 F3 A0 99 39 6E 0A BF
0C71:71 A9 01 22 28 C4 21 22 A7
0C79:D1 FC B0 12 78 84 01 B1 7A
0C81:AC A2 37 86 01 58 20 DD 6F
0C89:A7 67 DB FC D0 E9 20 45 4E
0C91:24 B9 30 11 A5 BA 20 0C A5
0C99:ED A5 B9 29 EF 09 E0 20 61
0CA1:B9 ED 20 FE ED 18 90 16 0D
0CA9:A9 AC A6 AE A4 AF 86 AE 21
0CB1:84 AF AA B5 00 85 C1 B5 F7
0CB9:01 85 C2 20 2E DE 58 4C F7
0CC1:2D 63 F8 9D D3 C1 1D 1C 3E
0CC9:78 A9 35 3F 04 F8 9C C6 27
0CD1:6B A2 19 B0 5E 0F 95 40 11
0CD9:CA 10 F8 79 AA 4C F4 09 8B
0CE1:AD 2C 80 5F 8D 6C 0F 90 AE
0CE9:BC EE 6A 0F 4C 1A 08 92 EA
0CF1:BC FD 5C 0A D0 E4 FC C9 F1
0CF9:FF F0 05 65 40 64 CC 91 04
0D01:A9 50 8D D0 5C 12 C0 0A 79
0D09:93 04 A9 60 8D BF 0B A9 54
0D11:37 08 1E 16 40 08 CA F7 9D
0D19:C9 08 F0 06 5E 47 01 C7 72
0D21:43 B1 38 E5 F7 8D 3F A9 CC
0D29:10 D0 8D 3E 26 B1 71 6C 6B
0D31:87 8D 42 3C 11 B0 80 0D D7
0D39:43 0E FA FE F0 10 FB 95 1D
0D41:4C 2E 38 E9 07 8D 3D 0E AD
0D49:A5 FA 85 2D EA A4 42 A6 8D
0D51:41 D0 01 88 CA AD 56 0E B0
0D59:AD 57 0E 51 83 1F 16 80 3C
0D61:F3 63 01 E8 0E 80 32 D8 43
0D69:84 92 31 7E 00 E6 FC 97 A5
0D71:7C FD 03 49 13 0F A0 0D 61
0D79:1C 10 85 11 A9 6E E2 5E 92
0D81:90 0F 85 FB CB 35 FC 93 D8
0D89:6B FD 46 3F 4C 16 6B 90 B7
0D91:1A D0 18 69 01 A8 E8 01 04
0D99:42 A2 00 3D 25 86 41 A9 C0
0DA1:01 85 03 A1 FC 4C 40 E3 95
0DA9:79 1B A9 04 85 A6 9E FF C0
0DB1:05 E5 24 07 A5 06 E5 FD CB
0DB9:85 08 A5 07 4F BC 79 08 26
0DC1:C6 07 EA A4 4F 03 B0 63 FC
0DC9:27 03 D0 53 15 C0 AD CC 5B
0DD1:0C 87 7D 1B E4 58 64 CC 53
0DD9:C2 C2 03 C9 04 90 0D 01 80
0DE1:31 E2 20 50 D2 6C 0D A0 59
0DE9:C7 02 D0 2A A5 08 C9 01 07
0DF1:B0 24 20 00 0C E0 F2 BB F6
0DF9:22 16 4C 10 5A C7 F1 F0 FB
0E01:F8 A8 F0 08 83 24 20 D0 20
0E09:09 E6 10 35 11 6A 42 3E AD
0E11:3C DE 00 84 10 84 11 C3 C3
0E19:EE 0A 03 85 FC 90 93 FD 37
0E21:4C 30 C4 98 37 66 0D C6 C5
0E29:F7 D0 10 BC 21 F7 A5 0D 84
0E31:A0 00 91 FA E6 FA D0 02 46
0E39:E6 FB 60 C6 73 07 D0 48 E1
0E41:84 41 A0 01 B1 FC D1 41 7A
0E49:D0 05 C8 C0 FF D0 F5 D3 37
0E51:65 3E C8 B2 36 FC 85 2A CE
0E59:05 FD D9 85 A8 A0 23 41 5A
0E61:B9 02 08 A0 17 01 23 D0 B9
0E69:E4 98 18 65 41 51 F0 07 AF
0E71:B0 69 00 90 05 88 F0 12 87
0E79:D0 EF 88 C4 03 90 0B C8 90
0E81:84 03 A5 41 85 05 A5 42 37
0E89:85 06 A4 41 A2 00 86 41 F5
0E91:68 00 C2 13 C1 2F ED 22 34
0E99:C1 26 1C 21 85 48 B0 12 76
0EA1:A9 AB 66 C4 A9 E5 A7 5E 29
0EA9:AA E5 A8 4C B5 0B A9 AD 49
0EB1:8D D5 05 38 A5 A7 E5 A9 6F
0EB9:AA A5 A8 E5 AA 04 77 50 AC
0EC1:D8 78 A9 34 85 01 4C 45 EE
0EC9:32 7C 21 18 A4 79 1E E1 EC
0ED1:D0 09 94 C9 07 B0 03 4C 15
0ED9:D2 0C 4C DD 4D 9C 0A 1C D6
0EE1:2A 3C 5A A0 51 11 07 C1 16
0EE9:86 40 D1 4A C2 05 1A DD 74
0EF1:E0 39 F7 57 F1 C6 08 10 0C
0EF9:0C 14 0A B1 00 0A 90 A2 69
0F01:0B 20 C0 0C B7 79 A3 52 C2
0F09:AC 46 08 66 07 9E 48 71 2B
0F11:88 86 0E 15 E0 A8 60 47 D9
0F19:21 17 A5 11 E9 00 B0 1F 23
0F21:83 3F 10 E9 07 85 10 A2 82
0F29:04 46 09 CF 88 F8 E7 29 1A
0F31:A2 87 05 18 F9 60 A2 0A 45
0F39:46 11 66 10 76 38 D3 F6 BF
0F41:0E 53 4C FD D6 D5 1C 09 F3
0F49:C9 0A B0 2C C9 06 B0 0E 7D
0F51:C2 1D 38 E9 04 4A B0 22 8A
0F59:23 23 38 07 E9 06 83 2C E3
0F61:80 60 63 62 18 C7 A2 A5 35
0F69:03 85 02 A2 08 46 02 1E 50
0F71:6E CA D0 F8 38 20 D0 0E 15
0F79:38 08 35 C0 44 03 0D 4C FC
0F81:31 0C 14 F7 C1 E1 A4 2E 4A
0F89:A5 01 0E 9D 01 08 D2 EE 13
0F91:89 88 EE 06 F3 09 01 A5 40
0F99:4A EC BD 50 70 16 1A F1 D6
0FA1:58 E6 01 90 D6 4C 75 5C FD
0FA9:41 5A 68 01 54 FE E8 10 9C
0FB1:1C 09 3C 82 83 4C 18 01 4E
0FB9:4C 67 09 1B 83 1A 21 70 E1
0FC1:81 8C 8C 60 A6 93 94 AE B6
0FC9:A0 84 89 93 8B 85 94 94 F3
0FD1:24 79 2F 35 0A 85 A0 81 C2
0FD9:87 81 89 8E 48 70 F9 A8 D6
0FE1:99 AF 8E A9 B1 DE 0B 08 4C
0FE9:70 17 9E 32 34 30 37 00 CD
0FF1:00 00 66 F9 40 46 20 20 F7
0FF9:20 A0 C4 B9 3C 00 F0 02 4A
1001:F8 00 B9 FD 54 33 10 85 C9
1009:F1 A0 09 59 0C 08 99 FF BA
1011:03 88 8E 6B C0 40 2D 73 32
1019:2E DC 6C 87 AB F0 05 DB 94
1021:D8 0E B1 89 6E 09 95 E8 B6
1029:07 C8 D0 E8 BB 01 EE 05 6C
1031:01 C6 F9 A1 3F 03 1B B3 CC
1039:33 C9 AC 65 16 A2 01 1B A9
1041:8C 04 47 6E 07 10 05 2F 2A
1049:6B 85 A8 A5 0F A9 A5 FE 59
1051:C6 4C FF 1A 9A A5 F8 85 3C
1059:FF A5 F7 85 FE 1D 3E B2 D5
1061:1E D3 B2 A0 02 E5 85 A6 3F
1069:18 61 A2 65 A6 85 C6 FD 6F
1071:65 A7 85 FB 20 6C 09 FC 30
1079:13 42 42 E2 1C A0 03 84 18
1081:A8 BD C8 F0 08 8A D9 48 F3
1089:A2 0A A8 10 E6 A7 4C 5C 5E
1091:01 DA 87 38 12 32 20 04 FA
1099:A8 D0 D6 E8 14 22 0A A2 8B
10A1:02 2F A1 18 69 06 D0 ED 37
10A9:A2 08 20 34 03 D0 E6 E5 73
10B1:2F A7 A4 FB F0 0C 06 FA 66
10B9:2A 26 A7 C6 FB CA D0 F2 79
10C1:A8 60 48 B1 FE 85 FA A9 20
10C9:08 85 FB 68 A4 FE D0 F5 0E
10D1:E0 57 FF C6 FE C0 E7 D0 40
10D9:DE A4 FF C0 07 D0 D8 A9 75
10E1:00 85 01 58 4C 00 10 A4 30
10E9:A8 F0 22 A5 F7 38 70 F0 AB
10F1:0A 03 B0 38 85 F7 87 71 99
10F9:84 A8 D0 02 8B 85 FC A0 C9
1101:05 88 91 FC 98 7C C4 A9 B3
1109:F0 0A B1 F7 C6 FD C6 F8 90
1111:C6 A9 10 EC 60 78 E6 01 85
1119:4C 16 08 E1 3E 60 13 D9 79
1121:9F 0B F0 11 C8 D0 F8 E6 67
1129:42 F0 07 C6 A6 D0 F0 4C 9C
1131:3D E8 02 41 0A 4C 1F 0B 4B
1139:6A 96 EA 11 11 E2 11 61 3C
1141:20 71 F5 FF 08 00 D0 9D 86
1149:34 7C 38 23 EE 02 08 EE 5C
1151:29 AD 05 08 C9 11 D0 EA B3
1159:00 BC 01 5C 3A E6 F8 20 10
1161:25 08 8A A8 0E 4A 20 42
1169:30 08 98 29 0F C9 0A 69 68
1171:30 4C D2 FF 80 EE 73 07 C6
1179:46 17 0E 46 91 FA E9 01 F7
1181:61 19 FB E9 0E 85 AA 86 1B
1189:A9 C0 33 18 A2 0B A0 0A 25
1191:20 F0 FF D8 38 A5 FC 5A 3A
1199:CE AA A5 FD 68 8D A8 86 B3
11A1:A7 20 20 08 4C 80 0B 15 B3
11A9:37 81 86 90 08 D7 EB 23 3C
11B1:8E 09 B7 08 A0 8F 8C 84 B5
11B9:68 86 30 30 30 3D 06 8E CB
11C1:85 97 53 A8 20 A0 AB 6F CB
11C9:20 24 30 31 36 34 9B 91 69
11D1:86 00 8D 00 10 D8 CB 85 E9
11D9:2D 41 23 85 2E 54 C6 2E 1E
11E1:CE D0 08 B1 2D 99 2C 9C 80
11E9:C8 D0 F8 A5 2E C9 0F D0 A5
11F1:ED A5 AE EA EA EA 8D 33 4A
11F9:55 7A 40 0E A5 AF E9 08 16
1201:8D 37 0E 8D 41 0E 38 02 09
1209:73 09 E5 AE 85 AE A9 10 1B
1211:E5 AF 85 AF 4C 00 09 E6 1B
1219:26 44 E5 14 02 2A 20 D8 31
1221:20 02 D9 22 DA 9D 00 DB 5C
1229:80 0E BD 08 55 08 06 BD DD
1231:F8 17 9D E8 01 70 46 D0 F8
1239:F1 A9 00 20 00 1A 20 64 CF
1241:1A 4C 11 08 E6 76 BA 0B B9
1249:9D BA 05 AD 24 86 28 80 72
1251:6A 4E F0 1B C9 59 70 1F C1
1259:0C 8E 06 0D BD 80 16 9D CC
1261:3E 0D 8B F8 07 96 6C A9 FD
1269:99 91 41 D0 05 A9 8E 8D 6D
1271:DC 05 C1 71 63 E1 24 BD 3D
1279:B9 19 79 1B F7 4C E8 18 7C
1281:CD 87 E6 01 EE 20 D0 C6 BB
1289:01 00 BA 2C DE 23 E2 34 C5
1291:36 1E 0F 1D 3C 03 5E 10 C6
1299:C8 0D 0A 84 40 18 34 10 C9
12A1:A2 0D BD E9 02 9D 0C 06 12
12A9:E8 0E 17 D0 F5 4C 5B 03 05
12B1:F1 74 E8 B8 78 34 07 81 B8
12B9:96 89 8E 87 D7 7F E2 84 DC
12C1:85 8B 95 8C 8D DC 8E 95 99
12C9:8D 82 85 92 98 2B 33 37 3E
12D1:2B 8F 92 BA A0 A4 B0 B0 17
12D9:B0 B1 A0 96 81 8C 95 CB 75
12E1:39 0F 3C 4D 83 8F 8D 90 C8
12E9:79 32 93 88 01 98 43 E3 27
12F1:81 92 81 10 B1 AD B6 AC 0B
12F9:A0 8F 8E 85 A0 89 93 A0 6F
1301:86 81 9C 0B 85 93 94 D8 8B
1309:5D BC C7 4E 9E 47 47 8F 1B
1311:87 C3 C7 47 41 1D F7 A0 68
1319:20 E4 FF C9 31 90 F9 C9 AE
1321:37 B0 F5 F3 72 02 8D C8 8C
1329:05 49 80 D8 6C 30 AA A9 B7
1331:02 0A D0 15 FC BA 2A 5A 87
1339:0E 86 A6 E8 8E 3E 0E AD A2
1341:C8 05 D8 38 E9 A7 8D CE 83
1349:12 8D 61 10 CE 0E 70 C1 5A
1351:13 FB CE 10 08 D0 F6 A2 EE
1359:26 A9 20 9D B9 05 CA D0 23
1361:FA 4C 01 0A 60 EF 01 C3 61
1369:47 47 93 90 85 85 84 A0 6C
1371:BD A0 BF 5C DC 21 8B 85 64
1379:99 93 A0 B1 A0 94 8F A0 97
1381:B6 93 0B 14 01 A0 A0 F4 4B
1389:0F 22 1B 8D 11 3F 95 8C 39
1391:92 7F 8D 0D DC A9 1F 8D BC
1399:14 86 13 1A 8D 15 03 A9 DF
13A1:81 8D 1A D0 60 18 F7 19 A8
13A9:D0 AD E9 10 C9 9A D0 0C 48
13B1:90 A0 78 28 59 F0 0E C2 06
13B9:00 D0 0A A9 9A 8D 12 F2 12
13C1:38 06 4C 00 4C 31 EA 20 2C
13C9:15 86 0A A3 FD 20 A0 E5 2F
13D1:20 CC FF A9 0C 8D 21 28 D6
13D9:27 00 8D 20 D0 C0 03 8D 64
13E1:86 02 60 A2 00 A9 01 9D 48
13E9:00 D8 9D 0E D8 E8 D0 F7 0C
13F1:60 EB C6 8F 1F 62 C7 1E 45
13F9:31 65 1E 18 33 1E 0B 19 98
1401:1E 05 71 08 14 01 00 00 CC
1409:A9 EA 8D 28 03 4C 00 16 54
1411:C6 00 00 00 00 00 00 00 9C

```


GAZETTE DISK LIBRARY

VALUE-PACKED SOFTWARE AT AFFORDABLE PRICES

All Gazette disks are menu-driven for ease of use—and they feature complete documentation. Just load and you're ready to go!

SpeedScript

\$11.95

COMPUTE! Publications' most popular program ever. Powerful word processing package includes *SpeedScript* for the 64, *SpeedScript 128*, spelling checkers for both 64 and 128 versions, plus an additional dozen support programs, including mail-merge and word-count utilities.

Gazette's Power Tools

\$9.95

Fourteen of the most important utilities for the 64 ever published in *Gazette*. For serious users. Titles: *MetaBASIC*, *Disk Rapid Transit*, *Mob Maker*, *Ultrafont+*, *Quick!*, *Disk Editor*, *Basically Music*, *PrintScreen*, *1526 PrintScreen*, *Fast Assembler*, *Smart Disassembler*, *Comparator*, *Sprint II*, and *Turbo Format*.

Best Gazette Games

\$9.95

Best dozen arcade and strategy games ever published in *Gazette* all on one disk. All games for Commodore 64. Titles: *Crossroads II: Pandemonium*, *Basketball Sam & Ed*, *Delta War*, *Heat Seeker*, *Omicron*, *Powerball*, *Q-Bird*, *Trap*, *Arcade Volleyball*, *Mosaic*, *Power Poker*, and *Scorpion II*.

Gazette Index

\$7.95

Every article and department from *Gazette*—July 1983 through December 1989 issues—is indexed: features, games, reviews, programming, Bug-Swatter, Feedback, and the other columns. Disk features pull-down menus, help screens, superfast searching/ sorting capabilities, and much more.

The GEOS Collection

\$11.95

Gazette's best 13 programs for GEOS and GEOS 128 users. Selection includes utilities, applications, and games. Titles: *Super Printer Driver*, *Skeet*, *File Saver*, *Help Pad*, *Word Count*, *Directory Printer*, *Quick Clock*, *SlideShow*, *File Retriever*, *Screen Dumper*, *Font Grabber*, *GeoPuzzle*, and *GeoConverter*.

128 Classics

\$11.95

Thirteen of *Gazette's* best 128 programs, including utilities, games, and applications. Titles: *MetaBASIC 128*, *RAMDisk 128*, *80-Column Disk Sector Editor*, *MultiSort*, *Block Out*, *Miami Ice*, *The Animals' Show*, *Cribbage*, *XPressCard*, *Sound Designer*, *Video Slide Show*, *Math Graphics*, and *3-D BarGrapher*.

SPECIAL OFFER!

All 6 DISKS FOR ONLY \$49.95!

A \$13.00 SAVINGS!

All prices include shipping & handling.

SpeedScript	<input type="checkbox"/> \$11.95
Gazette's Power Tools	<input type="checkbox"/> \$ 9.95
Best Gazette Games	<input type="checkbox"/> \$ 9.95
Gazette Index	<input type="checkbox"/> \$ 7.95
The GEOS Collection	<input type="checkbox"/> \$11.95
128 Classics	<input type="checkbox"/> \$11.95
Special 6-Disk Offer	<input type="checkbox"/> \$49.95

Subtotal _____

State Sales Tax* _____

Outside U.S. or Canada** _____

Total _____

Name _____

Address _____

City _____ State _____ ZIP _____

Amount enclosed \$ _____ Method of payment _____

☐ Check or Money Order
☐ VISA or MasterCard
(for orders over \$20)

Mail to: Gazette Disks
P.O. Box 5188
Greensboro, NC 27403

Credit card no. _____ Exp. date _____

Signature (required) _____

Daytime phone number _____

* Residents of New York, Pennsylvania, and North Carolina add appropriate sales tax.

** For delivery outside the U.S. or Canada, add \$1 for surface mail or \$3 for airmail. All orders must be in U.S. funds drawn on a U.S. bank.

WHETHER YOU'RE LEADING A BOMBING RAID, QUIZZING THE KIDS, OR DESIGNING YOUR OWN GAME, WE'VE GOT THE BOOK TO PUT YOU **IN** **COMMAND**

Music System for the Commodore 128 and 64

by Craig Chamberlain

274pp

\$24.95

Create and play your own music on your 64 or 128. This book-and-disk combination contains the 64- and 128-mode versions of *Enhanced Sidplayer*—the powerful and popular music player and editor program—all the directions for using the Editor and Player programs, a sing-along program, utilities, and sample music.

All books ship via UPS.

Mail to: COMPUTE!'s Bookshelf
P.O. Box 5188
Greensboro, NC 27403

ORDER TODAY!

Yes! I want to take command of my Commodore with these titles. Please send me the books checked below. I've enclosed \$2.00 shipping and handling for each book.

- ☐ Commodore 64 Games for Kids (637X) \$12.95
☐ 40 Great Submarine Simulator War Adventures (1722) \$14.95
☐ Machine Language Routines on the Commodore 64 and 128 (0858) \$18.95
☐ Mapping the Commodore 64 and 64C (0823) \$18.95
☐ Music System for the Commodore 128 and 64 (0742) \$24.95
☐ The Official F-19 Stealth Fighter Handbook (2176) \$14.95
- ☐ Subtotal
☐ Sales Tax (Residents of NC, NY, and PA add appropriate sales tax for your area)
☐ Shipping and handling (\$2 U.S. and Canada, \$5 airmail per book)
☐ Total Enclosed

☐ Check or money order ☐ MasterCard ☐ VISA

Signature _____ (Required)

Acct. No. _____ Exp. Date _____

Name _____

Street Address _____ (No P.O. Boxes please)

City _____ State _____ ZIP _____


Daytime Telephone No. _____

This offer expires July 31, 1990.

0490G1

All orders must be paid in U.S. funds drawn on a U.S. bank. Orders will be shipped UPS Ground Service. Please allow 4-6 weeks for delivery.

COMPUTE!'s
64/128
BOOKSHELF



The Official F-19 Stealth Fighter Handbook

by Richard G. Sheffield

Foreword by Major "Wild Bill" Stealey, President and Cofounder of MicroProse

NEW RELEASE

192pp

\$14.95

Learn the ins and outs of flying MicroProse's new *F-19 Stealth Fighter* flight simulator. Study the practical hints and tips for flying the simulator and performing ground-attack and air-to-air tactics. Then read all the background information in the book to learn to fly the real F-19. In the final section of the book, you'll find yourself looking over the shoulder of an expert *F-19 Stealth Fighter* game player as he carries out several "dangerous" missions.

40 Great Submarine Simulator War Adventures

by Richard Sheffield

256pp

\$14.95

Relive 40 of the most exciting patrols of WWII. Thrill to the exploits of famous submarine captains like "Mush" Morton and Dick O'Kane as you invade the Sea of Japan, wait in ambush for cargo ships, or become the first lone sub to sink a Japanese warship. Basic navigation, widely used routes, and maps for each patrol are included. Use with *Silent Service* and *Up Periscope!*

Commodore 64 Games for Kids

by Clark and Kathy H. Kidd

280pp

\$12.95

More than two dozen games teach kids as they entertain. Plus there's a quiz-maker so parents and teachers can add their own questions and answers. All program listings are ready to type in and run. For kids from preschool to high school.

Machine Language Routines for the Commodore 64 and 128

by Todd D. Heimark and

COMPUTE!'s Gazette Associate Editor Patrick G. Parrish

585pp

\$18.95

This collection of more than 200 machine language routines is a must for every Commodore 128 and 64 machine language programmer. Each routine is fully described, accompanied by an example program, and ready to be plugged into your own programs. The assembly language codes with easy-to-understand documentation and instructions are included.

Mapping the Commodore 64 and 64C


by Sheldon Leemon

324pp

\$18.95

A comprehensive memory map and programmer's guide to the Commodore 64 and 64C. Topics include memory management—with a complete list of all memory locations and their functions—BASIC 7.0, I/O chip register, RAM, GEOS, and more. For BASIC and machine language programmers.

www.commodore.ca



Sheerluck

Fred Karg

Are you a super sleuth? Find out in this graphically charming memory game for the Commodore 64. Joystick required.

Do you consider yourself a good arm-chair detective? Do you have a keen eye for detail, a good memory, and a nimble brain? You'll need all of these plus a bit of intuitive skill to master this game.

In *Sheerluck*, your job is to catch bank robbers by matching their mug shots with their names. But be careful. After getting out of the slammer, this slippery bunch of thieves quickly assume aliases. No problem, you say. After all, you have your new invention, the Truth Meter, to help you.

Getting Started

Sheerluck is written in BASIC. To avoid typing mistakes, enter it using *The Automatic Proofreader*, located elsewhere in this issue. When you've finished typing, be sure to save a copy of the program. To play the game, plug a joystick into port 2; then load and run the program.

At the start of the game, you'll see two names at the top of the screen. Under each name is a picture frame containing a mug shot. An up arrow (↑) appears beneath the frame on the left. To change the portrait that's in a particular frame, first move the joystick left or right to position the up arrow; then move it up or down to flip through the mug-shot collection (there are eight pictures). Note that in order to solve the crime, a different mug shot must appear in each frame.

When you think that you've matched the faces of the guilty with

their names, press the fire button. The Truth Meter at the bottom of the screen measures the accuracy of your response. A red bar means that you are 100 percent correct—that is, you have the culprit under the right name. A green bar tells you that you are only 50 percent right—that is, you have the guilty person, but he's under the wrong name.

As an example, let's consider the simplest case of only two thieves. A red bar on the Truth Meter extending to 2 means that you've identified both criminals and can now proceed to the next

meter indicates that both choices are completely wrong.


Scoring

Your score decreases each time that you make a guess (whenever you press the fire button). If you do well, you're promoted to the next level. As you advance through the ranks, the number of criminals that you must identify increases, but you're allowed considerably more guesses. However, at the highest level you're expected to have the intuition of Sherlock Holmes and are given fewer guesses.

But don't worry. Even though you're always rated—Rookie, Private Eye, Chief Inspector, and so on—you're never demoted. After all, every gumshoe occasionally has a bad day.

Sheerluck

```
HQ 10 REM COPYRIGHT 1990 COMPU
TE! PUBLICATIONS, INC. -
ALL RIGHTS RESERVED
PG 20 POKE53280,6:POKE53281,6:
PRINT "{CLR}":POKE781,7:P
OKE782,14:POKE783,0:POKE
53269,0
BQ 30 SYS65520:PRINT "{CYN}
{RVS} SHEERLUCK ":Z=RND(
-TI/100)
HB 40 PRINTSPC(3)"{11 DOWN}COP
YRIGHT 1990 COMPUTE! PUB
L., INC."
JB 50 PRINTTAB(11)"ALL RIGHTS
{SPACE}RESERVED"
BJ 60 AS="{YEL} JIM{2 SPACES}B
OB{2 SPACES}ABE
{2 SPACES}ROB{2 SPACES}B
UD{2 SPACES}SAM
```



The Truth Meter indicates that you've identified one thief and caught another.

level. A red bar measuring 1 means that only one of your choices is correct. A green bar reaching 2 means that you've nabbed both robbers, but that they're under the wrong names. A green bar measuring 1 means that you caught one of the guilty, but you have him under the wrong name. No response by the


```

      {2 SPACES}TOM{2 SPACES}D
AN
CA 70 BS="{RVS}{WHT}{9 SPACES}
      1{3 SPACES}2{3 SPACES}3
      {3 SPACES}4{3 SPACES}5
      {3 SPACES}6{3 SPACES}7
      {3 SPACES}8
PH 80 CS="{RVS}{WHT} 100%
      {YEL}{3 SPACES}{M}
      {3 SPACES}{M}{3 SPACES}
      {M}{3 SPACES}{M}
      {3 SPACES}{M}{3 SPACES}
      {M}{3 SPACES}{M}
      {3 SPACES}{M}
PS 90 DS="{RVS}{WHT} 50%
      {2 SPACES}{YEL}
      {3 SPACES}{M}{3 SPACES}
      {M}{3 SPACES}{M}
      {3 SPACES}{M}{3 SPACES}
      {M}{3 SPACES}{M}
      {3 SPACES}{M}{3 SPACES}
      {M}
CM 100 ES="{RVS}{WHT} 100%
      {RED}{3 SPACES}{M}
      {3 SPACES}{M}{3 SPACES}
      {M}{3 SPACES}{M}
      {3 SPACES}{M}{3 SPACES}
      {M}{3 SPACES}{M}
      {3 SPACES}{M}
PC 110 FS="{RVS}{WHT} 50%
      {2 SPACES}{GRN}
      {3 SPACES}{M}{3 SPACES}
      {M}{3 SPACES}{M}
      {3 SPACES}{M}{3 SPACES}
      {M}{3 SPACES}{M}
      {3 SPACES}{M}{3 SPACES}
      {M}
FK 120 GS="{RVS}{WHT}
      {3 SPACES}{YEL}
      {6 SPACES}{M}{3 SPACES}
      {M}{3 SPACES}{M}
      {3 SPACES}{M}{3 SPACES}
      {M}{3 SPACES}{M}
      {3 SPACES}{M}{3 SPACES}
      {M}
BF 130 HS="{RVS}{WHT}
      {39 SPACES}":IS="{RVS}
      {WHT}
AS 140 JS="{1}{RVS}E
      {37 SPACES}{*}
CR 150 KS="{OFF}{1}{*}{RVS}
      {37 SPACES}{OFF}E":LS=
      "{WHT}{RVS}ETRUTH METE
      R{*}
BP 160 FORN=1TO9:READY$:R$(N)=
      Y$:NEXT
QF 170 DIMU$(92):FORN=1TO5:REA
      DFH(N):READFL(N):NEXT:N
      =0
FB 180 N=N+1:READU$(N):IFU$(N)
      <>0THEN180
MB 190 FORN=15872TO16383:READD
      :H=H+D:POKEN,D:NEXT
MD 200 IFH<>68445THENPRINT"DAT
      A STATEMENT ERROR.":STO
      P
EE 210 M=1:FA=7:U=54272:POKEU+
      5,48:POKEU+6,250:POKEU+
      3,7:POKEU+2,150
DK 220 POKEU+12,44:POKEU+13,24
      8:POKEV+9,99:POKEU+10,2
      55
PJ 230 S=12-((7-M)*2):SC=INT((
      1/(8-M)*99)):RR=9-INT(9
      9/(SC+10)):IFRR<1THENRR
      =1
RH 240 GOSUB380:FORN=0TOFA:C%(
      N)=N:NEXT:FORN=0TOM:R1=
      INT(RND(0)*(FA+1))
JB 250 R2=INT(RND(0)*(FA+1)):I
      FRI=R2THEN250
QJ 260 T=C%(R1):C%(R1)=C%(R2):
      C%(R2)=T:NEXT
CA 270 GOSUB540:IFR<>M+1THENG
      OTO270
DQ 280 GOSUB760:IFSC=(1/(8-M)*
      99)/3THENM=M+1
PQ 290 IFM>7THENM=7
KE 300 R=0:GOTO230:END
RS 310 SC=SC-1:IFSC<0THENSNC=0
SD 320 RR=9-INT(99/(SC+10)):IF
      RR<1THENRR=1
AD 330 GOSUB710:GOSUB650:FORN=
      0TOM:D%(N)=0:NEXT:R=0:W
      =0
PS 340 FORN=0TOM:L=255-(PEEK(2
      040+N)):IFL=C%(N)ANDD%(
      N)=0THENNR=R+1:D%(N)=1
BH 350 NEXT:FORN=0TOM:L=255-(P
      EEK(2040+N))
QJ 360 FORK=0TOM:IFL=C%(K)ANDD
      %(K)=0THENNW=W+1:D%(K)=1
      :K=M
GQ 370 NEXT:NEXT:GOSUB690:RETU
      RN
SF 380 PRINT"[CLR]":A=1346:PRI
      NTLEFT$(A$(M+1)*5)
GF 390 V=53248:POKEV+28,255:PO
      KEV+37,1:POKEV+38,10:PO
      KEV+27,255:POKEV+29,0
SF 400 POKEV+23,0:FORN=0TOM:X=
      29+N*40:IFX>255THENX=X-
      255
MR 410 POKEV+N*2,X:POKEV+1+2*N
      ,88:POKEV+39+N,0:POKE20
      40+N,255:NEXT
HD 420 T=0:FORN=0TOM:T=T+2:N:N
      EXT
AM 430 POKEV+16,192:FORN=0TOM:
      PRINT"[WHT]{5 @}";:NEXT
      :IFM<>7THENPRINT
EE 440 FORN=0TOM:PRINT"[RVS}
      {WHT}{2 SPACES}{OFF}
      {RVS}{2 SPACES}";:NEXT:
      IFM<>7THENPRINT
EC 450 FORN=0TOM:PRINT"[OFF}
      {WHT}O{3 Y}P";:NEXT:IFM
      <>7THENPRINT
MH 460 FORN=0TOM:PRINT"[OFF}
      {WHT}{H}{3 SPACES}{N}";
      :NEXT:IFM<>7THENPRINT
GE 470 FORN=0TOM:PRINT"[OFF}
      {WHT}{H}{3 SPACES}{N}";
      :NEXT:IFM<>7THENPRINT
HP 480 FORN=0TOM:PRINT"[WHT}L
      {3 P}@";:NEXT:IFM<>7THE
      NPRINT
AA 490 FORN=0TOM:PRINT"[RVS}
      {WHT}{2 SPACES}{OFF}
      {RVS}{2 SPACES}";:NEXT:
      IFM<>7THENPRINT
CR 500 FORN=0TOM:PRINT"[WHT}
      {OFF}{5 T}";:NEXT:POKEV
      +21,T:POKEA,30
SG 510 SP=0:PI=0:IFM<>7THENPRI
      NT
AA 520 PRINTJ$:GOSUB710:PRINTK
      $:PRINT:PRINT"[2 DOWN]"
      SPC(M*2)L$
XX 530 PRINTLEFT$(H$(M+2)*4+6
      ):GOSUB650:PRINTLEFT$(H
      $(M+2)*4+6):RETURN
XX 540 J=PEEK(56320):F=JAND16:
      J=15-(JAND15):PA=A:IFF=
      0GOTO310
XA 550 IFJ=0THENRETURN
JE 560 IFJ=1ORJ=2THENGOSUB590:
      GOTO580
BE 570 GOSUB620
BR 580 FORN=0TO100:NEXT:RETURN
SM 590 IFJ=1THENPI=PI+1:IFPI>F
      ATHENPI=0
AR 600 IFJ=2THENPI=PI-1:IFPI<0
      THENPI=FA
HC 610 POKE2040+SP,255-PI:RETU
      RN
QM 620 IFJ=8THENA=A+5:SP=SP+1:
      IFA>1346+M*5THENA=1346:
      SP=0
SA 630 IFJ=4THENA=A-5:SP=SP-1:
      IFA<1346THENA=1346+M*5:
      SP=M
GK 640 POKEPA,32:POKEA,30:RETU
      RN
FH 650 POKE781,17:POKE782,0:PO
      KE783,0:SYS65520:PRINTL
      EFT$(B$(M+1)*4+9)IS
AM 660 PRINTLEFT$(G$(M+2)*4+6
      )IS
PQ 670 PRINTLEFT$(C$(M+2)*4+6
      )IS:PRINTLEFT$(G$(M+2)
      *4+6)IS
RQ 680 PRINTLEFT$(D$(M+2)*4+6
      )IS:PRINTLEFT$(G$(M+2)
      *4+6)IS:RETURN
QF 690 POKE781,19:POKE782,0:PO
      KE783,0:SYS65520
QH 700 PRINTLEFT$(E$(R)*4+9):
      PRINT:PRINTLEFT$(F$(W)
      *4+9):N=FRE(0):RETURN
PX 710 POKE781,11:POKE782,0:PO
      KE783,0:SYS65520
KG 720 PRINT"[RVS}{1}{WHT} SC
      ORE {OFF}{3 SPACES}
      {3 LEFT}"SC"[RVS}{1}
      {2 SPACES}{WHT} RATING
      {SPACE}{OFF} "R$(RR)"
      {RVS}{1}":RETURN
KP 730 DATA"UNEMPLOYED
      {6 SPACES}"
CX 740 DATA"ROOKIE{9 SPACES}",
      "SHEERLUCK{6 SPACES}",
      "PRIVATE EYE{4 SPACES}",
      "DETECTIVE{6 SPACES}"
DS 750 DATA"INSPECTOR
      {6 SPACES}", "MASTERMIND
      {5 SPACES}", "CHIEF INSP
      ECTOR", "SHERLOCK HOLMES
EQ 760 POKEU+24,15:FORN=1TO81S
      TEP2:POKEU+1,FH(U$(N)):
      POKEU,FL(U$(N))
GK 770 POKEU+8,FH(U$(N)):POKEU
      +7,FL(U$(N)):POKEU+4,65
      :POKEU+11,65
XR 775 FORT=1TO(U$(N+1)):NEXT
XM 780 POKEU+4,64:POKEU+11,64:
      NEXT:POKEU+24,0:RETURN
XC 790 DATA16,195,18,195,21,31
      ,22,96,25,30
QK 800 DATA1,125,3,125,4,125,5
      ,512,5,125,1,125,3,125,
      4,125,5,512,5,125
GR 810 DATA1,125,3,125,4,125,5
      ,256,3,256,1,256,3,256,
      2,512
CF 820 DATA2,125,3,125,3,125,2
      ,125,1,512,3,256,5,256,
      5,125,4,256
BM 830 DATA3,256,5,256,5,125,4
      ,768,4,256,3,125,4,125,
      5,256,3,256
ER 840 DATA1,256,2,256,2,256,1
      ,512,1,125,0,2,170,128,
      2,170,128,2,170
XP 850 DATA128,170,170,170,170
      ,170,170,42,255,168,47,
      190,248,61,255,124
HS 860 DATA245,125,95,198,125,
      147,229,255,91,63,255,2
      52,63,243,240,15
SM 870 DATA243,240,15,255,240,
      3,232,192,3,60,192,3,25
      5,192,3,255
GH 880 DATA192,2,255,128,0,190
      ,0,0,5,85,80,21,85,84,3
      1,255

```


bug-swatter

```

AS 890 DATA244,53,255,92,31,12
      5,246,62,255,190,250,19
      0,175,249,190,111
EA 900 DATA218,255,167,63,255,
      254,15,255,254,15,255,2
      48,15,195,248,3
RH 910 DATA215,224,3,125,224,3
      ,235,224,3,255,224,0,25
      5,128,0,62
DB 920 DATA0,0,8,0,0,0,2,0,1
      ,64,0,21,80,0,85
SA 930 DATA84,1,245,85,3,245,8
      5,1,253,93,2,191,83,2,1
      11,115
HA 940 DATA15,255,79,63,255,20
      4,60,255,252,3,255,204,
      15,255,240,15
QG 950 DATA63,12,0,63,60,3,252
      ,60,15,252,252,15,240,2
      52,0,3
AC 960 DATA252,0,63,240,0,63,0
      ,252,0,0,0,3,252,0,15,2
      55
QH 970 DATA0,15,255,0,63,255,1
      92,63,255,192,251,254,1
      28,239,250,0
SG 980 DATA59,255,240,59,255,2
      52,63,255,60,55,255,192
      ,15,255,240,58
XP 990 DATA252,240,62,252,48,6
      0,191,208,63,63,244,63,
      47,241,63,202
FM 1000 DATA128,15,252,0,0,252
      ,0,252,8,0,0,34,128,0,
      42,32
CQ 1010 DATA0,170,160,0,160,40
      ,0,138,252,0,175,175,1
      92,190,95,240
BM 1020 DATA185,31,252,191,127
      ,252,175,252,0,171,255
      ,176,42,254,208,35
BC 1030 DATA251,80,47,241,64,1
      1,205,60,3,255,255,0,2
      55,243,3,243
SP 1040 DATA252,15,252,0,63,24
      0,0,252,0,42,0,0,42,0,
      0,234
CS 1050 DATA192,3,234,240,15,2
      34,252,43,234,248,42,2
      55,234,134,191,166
FK 1060 DATA149,174,149,150,10
      6,101,165,106,86,42,19
      1,170,42,204,234,63
PG 1070 DATA255,252,15,215,252
      ,13,0,124,12,60,48,15,
      125,240,3,215
RH 1080 DATA240,3,255,192,0,25
      5,0,0,0,0,0,0,170,0,2,
      170
CJ 1090 DATA128,10,235,160,47,
      255,224,191,255,248,18
      7,255,184,234,254,172
XB 1100 DATA238,186,236,253,18
      5,252,245,69,124,244,1
      16,124,253,253,252,60
RK 1110 DATA255,240,63,187,240
      ,62,254,240,63,87,240,
      15,223,192,15,255
KM 1120 DATA192,3,255,0,0,252,
      0,0,10,170,160,42,170,
      168,47,255
KM 1130 DATA248,58,255,172,47,
      190,248,53,255,92,245,
      125,95,246,125,159
PQ 1140 DATA229,255,91,59,190,
      236,190,255,186,47,255
      ,248,47,60,248,47
FQ 1150 DATA235,248,46,190,184
      ,46,215,184,43,255,232
      ,47,235,248,11,235
CF 1160 DATA224,10,170,160,2,1
      70,128,2

```

• *DirQuick* (February 1990) doesn't work correctly with GEOS 128 or GEOS 128 2.0. The program performs flawlessly until you try to return to your application or to the deskTop. We've contacted the author about the problem, but at this time, we haven't discovered a solution. Keep an eye on this column for a correction in the coming months.

• Many of you who have *RapiDOS PRO* installed on your systems have been unable to run BASIC programs entered using *The Automatic Proofreader*. When *RapiDOS* is installed, *The Automatic Proofreader* moves the start-of-BASIC text up to \$0901 (2305). Since *RapiDOS* always loads files to the location from where they were saved (it always loads files as if you had typed *LOAD"filename",8,1*), programs entered using *Proofreader* load into the wrong memory location.

If you have access to a 64 without *RapiDOS*, you can correct the programs by loading them on that machine and then resaving them. If you don't have access to another machine, use the following program.

```

10 N=8:D$="1541":T$=CHR$(18):S
   $=CHR$(1):IFD$="1581"THE
   NT$=CHR$(40):S$=CHR$(3)
20 INPUT"FILE TO CONVERT";NM$:
   OPEN15,N,15,"I0":OPEN1,
   N,8,"0":NM$+"P,R"
30 GOSUB240:IFEN<>0THENPRINT"
   {RVS}"EN$ "EM$ET$EE$:GO
   TO200
40 GET#1,K$,V$:PRINT"SA ="ASC(
   K$+CHR$(0))+ASC(V$+CHR$(
   0))*256
50 IFK$=CHR$(1)ANDV$=CHR$(8)TH
   ENPRINT"FILE STARTS AT $
   0801":GOTO200
60 PRINT"FILE DOESN'T START AT
   $0801":PRINT"DO YOU WAN
   T TO MOVE IT? ";
70 GETK$:IFK$<>"Y"ANDK$<>"N"TH
   EN70
80 PRINTK$:IFK$="N"THEN200
90 NL$="":OPEN2,N,2,"#"
100 GOSUB210:GET #2,NT$,NS$:FO
   RE=0TO7:D$=NL$:GET#2,B$:
   I=1:IFB$=NL$THEN150
110 GET#2,HT$,HS$:I=3:IFHS$=""
   THENHS$=CHR$(0)
120 GET#2,B$:I=I+1:IFB$=""THEN
   B$=CHR$(0)
130 IF (ASC(B$)=160)OR(I=19)THE
   N150
140 D$=D$+B$:GOTO120
150 FORI=ITO31:GET#2,B$:NEXTI:
   IFD$=NM$THEN180
160 NEXTE:IFNT$=NL$THEN180

```

```

170 T$=NT$:S$=NS$:GOTO100
180 IFD$=NL$THENPRINT{DOWN}DI
   SK ERROR1":GOTO200
190 T$=HT$:S$=HS$:GOSUB210:GET
   #2,B$,B$:PRINT#2,CHR$(1)CHR
   $(8);GOSUB220
200 CLOSE1:CLOSE2:CLOSE15:END
210 U$="U1":GOTO230
220 U$="U2"
230 PRINT#15,U$;2;0;ASC(T$+"0"
   );ASC(S$+"0"):RETURN
240 INPUT#15,EN,EM$,ET,EE:EN$=
   STR$(EN):ET$=STR$(ET):EE
   $=STR$(EE):RETURN

```

Be very careful when entering these lines of code because you can't use *The Automatic Proofreader* to check your typing. Until you're sure that you've entered the program correctly, copy the files that you want to correct to a scratch disk and then work on the copies.

To use the program, load it, put the disk containing the programs to be corrected into the drive, and then type RUN. When you're prompted for a filename, enter the name of a file that you want to relocate to \$0801 (the normal start of BASIC). The program will scan the disk's directory, find the file, and then change the file's load address.

When using this program, be especially careful; it can change the starting address of machine language programs as easily as it can BASIC programs. To be safe, always work on copies of files, not on the originals.

• The listing of BFX.ML that accompanies the *Bitmap Effects* article in the January 1990 issue has a missing character in line C5F4. The line should read as follows:

C5F4: D0 F6 A9 6D 8D F8 5F 60 22 6

COMPUTE's Gazette is looking for utilities, games, applications, educational programs, and tutorial articles. If you've created a program that you think other readers might enjoy or find useful, send it, on disk, to: **Submissions Reviewer, COMPUTE! Publications, P.O. Box 5406, Greensboro, NC 27403.** Please enclose an SASE if you wish to have the materials returned. Articles are reviewed within four weeks of submission.

297

Before you do crack, do this.

ORGAN DONOR AUTHORIZATION

Pursuant to the Uniform Anatomical Gift Act,
I hereby give, effective upon my death,
A. Any needed organ or parts
B. Parts or organs listed

Signature of Donor

Date

Hey, it's no big deal. It's a simple legal form, that's all.
Take a minute. Fill it out. Sign it. Carry it with you. It's the least you can do.
Then no one can say you didn't do anything worthwhile with your life.

Partnership for a Drug-Free America, N.Y., NY 10017

AVAILABLE NOW
FOR ALL PROGRAMMERS!

Machine Language Routines for the Commodore 64 and 128

by Todd D. Heimarck and COMPUTE!'s Gazette
Associate Editor Patrick G. Parrish
\$18.95

This collection of more than 200 machine language routines is a must for every Commodore 128 and 64 machine language programmer. Each routine is fully described, accompanied by an example program, and ready to be plugged into your own programs. The assembly language codes with easy-to-understand documentation and instructions are included. 585pp

Order your copy today.

Send \$18.95 plus \$2.00 shipping and handling
(\$5.00 for orders outside the U.S. and Canada) and
applicable sales tax* to:

COMPUTE!'s Bookshelf
P.O. Box 5188
Greensboro, NC 27403

Name _____

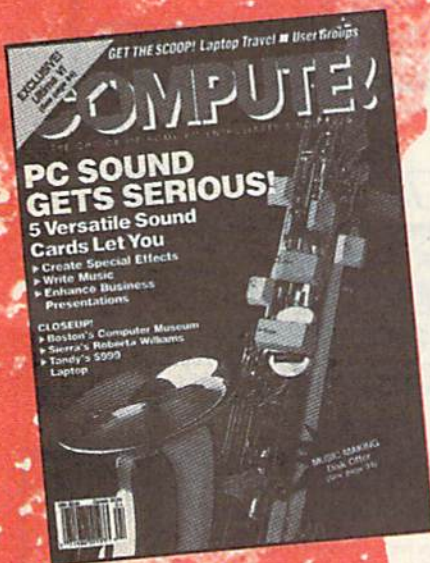
Street Address _____
(No. P.O. Boxes Please)

City _____ State _____ ZIP _____

*Residents of NC, NY, and PA add appropriate sales tax for your area.

All orders must be paid in U.S. funds drawn on a U.S. bank. Orders will be shipped UPS Ground Service. Please allow 4 to 6 weeks for delivery.

THE #1 HOME COMPUTER MAGAZINE! COMPUTE! COVERS IT ALL!



When you're looking for the *complete* story on the state of home computing, turn to *COMPUTE!* magazine. Celebrating its second decade of publication, *COMPUTE!* has always spoken for and to the home computer user. Not to the high-powered business user, but to everyone who wants a computer in the home or who wants to get more out of the machine already there.

COMPUTE! is your one-stop resource to the latest in

- Home computer entertainment
- Home computer learning
- Home computer productivity

In-depth and focused features, news on the home computer industry, product reviews, persuasive columns, thoughtful analysis—it's all here in the one magazine that no home computer user can afford to ignore.

Subscribe Today to *COMPUTE!*

Only \$9.97 for 12 issues—one full year! Call 1-800-727-6937

Or write: *COMPUTE!*
P.O. Box 3244
Harlan, IA 51593-0424

 www.commodore.ca

GAZETTE Shoppers Mart

VBook™

Your spreadsheet or data base doesn't really understand your personal checking!
Check out these features:

- ✓ 17 types of checking transactions
- ✓ Handles overdraft protection
- ✓ Remembers payees for fast entry
- ✓ Full screen editing and selective queries
- ✓ 8 types of reports plus check printing
- ✓ C64/40 col. and C128/80 col. programs
- ✓ Supports 1541/1571/1581 drives
- ✓ Schedules periodic transactions
- ✓ Custom transaction categories
- ✓ Monthly balancing
- ✓ Optional password protection
- ✓ Utilities with partition tools for sub-directories on 1581 drives
- ✓ Calculator, and more...

Computer Craftware • 17966 Arbolada Way • Tustin, CA 92680
(714)953-8177 • \$34.95 + \$2.50 S&H (CA res. add 6%)

Circle Reader Service Number 114

New – BIBLE SEARCH

The Fastest Complete Bible on Disk!

The Complete Old and New Testament text and Concordance on ONLY seven disks. New Testament Version on ONLY two disks. **The Fastest word search available: Words in text are found and displayed in seconds.** Please specify 1541, 1571 or 1581 disks. Complete Old and New Testament (KJV or NIV) \$69. Order both for only \$125. New Testament Version, KJV \$25 (NIV \$30). Order both for only \$49. To order send check or money order to: **SOGWAP Software; 115 Bellmont Road; Decatur, Indiana 46733 • Call: 219-724-3900 • Free shipping in US and Canada.** "an enormously quick and powerful program" – Computes Gazette (Aug 1989)

CAD

NOW!

ELECTRONIC TECHNICIANS,
HOBBYISTS, AND ENGINEERS

COMMODORE 64/128
RADIO SHACK COCO 2 • 3
YES! We accept

- OSCILLATORS
- POWER SUPPLIES
- AMPLIFIERS
- FILTERS

and
• LAYOUT CIRCUIT BOARDS
on your C-64 or C-128.

ENTER your required input/output specifications and the computer designs the circuit. ELEVEN separate user-friendly, Computer Aided Design programs will help you build any custom device.

FREE
detailed info.

Write:
WEASELGRAPHICS
Dept. 79
P.O. Box 2046, Sun City, CA 92381

Outside CA 1-800-356-8113
In CA (714) 657-4449

Circle Reader Service Number 126

BROWN BOX FAMILY HAS GROWN! 128K & 256K CARTRIDGES NOW AVAILABLE

64K QBB owners can add QBB-B+ Extender card to store 128K of C64 or C128 programs. These battery-backed cartridges hold their memory even when computer is turned off. Store dozens of programs for easy, instant access. Change contents whenever you wish. 32K QBB \$79; 64K QBB \$99; 64K QBB-B \$95 (must have 64K QBB); 128K QBB \$189; 256K QBB \$289. Aprotex Extender \$25.

Add \$3 s/h (\$5 overseas). MA residents add 5%. Call or write for "Write Stuff" pkg.

Brown Boxes, Inc., 26 Concord Rd., Bedford, MA 01730 (617) 275-0090; 862-3675

RE

REPLACEMENT CHIPS, PARTS AND UPGRADES

AMIGA™

REPLACEMENT CHIPS

6510	\$10.95
6526	\$12.25
6567	\$15.95
6581	\$11.50
PLA	\$12.95
All 901 ROMS	\$10.95

C-64 Heavy-Duty Repairable Power Supply
\$23.95/Schematic

COMMODORE DIAGNOSTICIAN #6

Ref. Aid #6. This newly updated version saves you money on REPAIRS & DOWNTIME by promptly locating faulty IC chips on all COMMODORE computers & 1541 drives. Sections contain "cross referencing" of chips & "block layout" (schematic enclosed as extra). Over 15,000 "DIAGNOSTICIANS" sold worldwide. See fantastic full page review in Mar. 88 Computer Shopper. \$6.95 prepaid in the U.S.

SEND FOR EXCLUSIVE CATALOG

THE GRAPEVINE GROUP, INC.
35 CHARLOTTE DRIVE • WESLEY HILLS, NY 10977
(914) 354-4448 1-800-292-7445 FAX (914) 354-6696

AMIGA CHIPS/UPGRADES

8364/8362	\$49.95
8520	\$17.95
8372(NEW AGNUS)	\$99.50
256 X 4/100	\$9.65
A501-512K RAM	\$99.50
68882/16	\$104.95
68020/33	\$139.50
1.3 Kickstart ROM	\$27.95

We sell pinheads, ram expan., pwr. supplies, schematics, diagnostics, manuals, ribbons, etc.

WE SHIP WORLDWIDE

Circle Reader Service Number 107

ATTENTION ROLE PLAYERS

CHARACTER EDITORS (\$19.95 each) - Might and Magic, Bards Tale (1 or 2 or 3), Wasteland, Ultima (1, 2, 3, 4 or 5), Wizardry (1, 2 or 3), Pool of Radiance, Neuromancer, Elite, Phantasia (1, 2 or 3), Mars Saga, Magic Candle, Dragon Wars, Hillsfar (\$12.95), Space Rogue, Knights of Legend.

MONSTER EDITORS (\$12.95 each) - Might and Magic, Curse of the Azure Bonds, Pool of Radiance.

HINT BOOKS (\$9.95 each) - Wizardry (1, 2, or 3), Might and Magic, Curse of the Azure Bonds, Legacy of the Ancients.

Add \$3.00 for shipping. Amiga, Apple and IBM versions also available.

GOSSELIN COMPUTER CONSULTANTS
P.O. Box 1083 • Brighton, MI 48116 • (313) 229-2453

Circle Reader Service Number 112

LABELS LABELS LABELS LABELS LABELS LABELS LABELS

NEW!!

LABEL

MAKER™

Commodore 64

only \$29.95

Now – print labels up to 15x64 char's to 12 across using font and color capabilities of your printer. Select Underline Bold EXPAND and more!

Plus, merge data from your data base.
Make Audio / Video cassette (VHS) labels with ease. Drop down menus and windows make **Label Maker™** the easiest and quickest program you'll ever use.
YES – We stock a complete line of labels too!

Keystone Software Dept G P.O. Box 8369 Pittsburgh, Pa 15218

Circle Reader Service Number 161

PROF. JONES INC.

PROFESSIONAL
HANDICAPPING
SYSTEMS™
"Handicapping software
for the serious investor"
Greyhound
Thoroughbred
Trotter/Pacer
Lottery/Lotto
Stock Market
Sports

DEMO
DISKS
\$5.00
(REFUNDABLE)

For information or a
FREE CATALOG call:
1-800-553-2256

Circle Reader Service Number 111

I WAS A COMPUTER NERD

UNTIL MY COMPUTER TAUGHT ME TO PLAY THE GUITAR

Most computer programs don't improve your social skills. GUITAR TUTOR will. Playing an instrument is a skill people admire. GUITAR TUTOR will teach you using the same methods professional instructors do, but it's cheaper, faster, easier, and more fun. With GUITAR TUTOR and a little practice, you will play the guitar! **NOW ONLY \$19.95** (plus \$2 S&H). Specify C-64 or C-128 and send to:

Northern Star Software, P. O. Box 63, Oak Creek, WI 53154

CALL TOLL-FREE: 1-800-648-5286



GAZETTE Shoppers Mart

THE BASEBALL DATABASE

LET YOUR COMPUTER KEEP TRACK OF
YOUR TEAM'S BASEBALL STATS!



EASY TO USE • COMPREHENSIVE \$49.95 APPLE IIe/IIc/IIgs
DETAILED PRINTED REPORTS \$39.95 COMMODORE 64/128

Add \$2.50 shipping & handling; 15 day money back guarantee. VISA/MC/check
or MD: Program specs & details available upon request.

JACOBSEN SOFTWARE DESIGNS

Attn: Order - CPG

1590 E. 43rd Ave., Eugene, Oregon 97405 Phone: (503) 343-8030

Circle Reader Service Number 159



COMMODORE 64 REPAIRABLE POWER SUPPLY



Just
Released!

- Heavy Duty—Suitable for most add-ons (highest in the industry)
- Conservatively rated: 1.8 amps • Large heat sink, runs cool
- 13-month warranty on entire unit • U.L. approved
- Complete schematic included (spare parts kit available)
- Automatic "thermal cut out" for computer circuit protection
- Super price of \$23.95 (plus U.P.S.)
- Sold worldwide in various voltages and plug configurations



THE GRAPEVINE GROUP, INC.
35 CHARLOTTE DRIVE • WESLEY HILLS, NY 10977
(800) 292-7445 (914)-354-4448 FAX (914) 354-6696



PRICES SUBJECT TO CHANGE

DEALER PRICING AVAILABLE

Circle Reader Service Number 108

For more information on our
advertisers, use the convenient
Reader Service Card provided with
the advertisers index.

DON'T MISS THIS INTRODUCTORY OFFER

Screen-Pro is a complete graphic
screen and animation production
system for the C-64/128!

Create FAST menus, displays,
intros, windows, instructions,
game backgrounds, cartoons, video
titles, slide shows, and easily
use them in your OWN PROGRAMS!

SCREEN-PRO

Up to 34 screen animations! Full
color & mode support! Powerful
cut, paste, copy! Draw in any
direction! Load and save
screens to disk. No need to
program! DOS & directory
support! Plus much, much more!

Satisfaction guaranteed!

Whether you're a beginner or an
expert; whether this is your first
program or your last, we're so sure
that you'll agree Screen-Pro is the
best program of its kind, we'll give
you a FREE action game just to try it!
2 Disk Set & Full Documentation
only \$24.95 postage paid
Send check or money order payable to:

AccuTone Productions 36 Myers Ct. Medford, OR 97501

Circle Reader Service Number 106

COMPUTE!'s SpeedScript Disk

**ONLY
\$9.95!**

A powerful word processing
package for Commodore
and Apple II owners

A Great Deal for Commodore Users!

- SpeedScript for the 64
- SpeedScript 128—80-column version
- Spelling checkers
- Plus more than a dozen other SpeedScript
support utilities all on one disk (including
full documentation)

Two Versions for Apple Users!

- SpeedScript 3.0—40-column word processor
- SpeedScript 80—80-column version
- Conversion programs to move files from
ProDOS to DOS 3.3 and back
- Full documentation on disk

YES! Send me _____ copies of COMPUTE!'s
SpeedScript Disk.

I've enclosed \$9.95 plus \$2.00 postage and handling.
(Outside U.S. and Canada add \$1.00 for surface mail or
\$3.00 for air mail.) _____ Amount

ORDER NOW!

_____ Sales Tax*

_____ Total

Name _____

Address _____

City _____ State _____ ZIP _____

Check here for: ☐ Apple version

☐ Commodore version

Mail personal check or money order to

Commodore SpeedScript Disk or Apple SpeedScript Disk
P.O. Box 5188 P.O. Box 5188
Greensboro, NC 27403 Greensboro, NC 27403

*Residents of New York, Pennsylvania, and North Carolina must add appropriate sales
tax. All orders must be paid in U.S. funds by a check drawn on a U.S. bank. Sorry, no
credit card orders accepted.

Please allow 4-6 weeks for delivery. Program available only on 5 1/4-inch disks.

Classified

SOFTWARE

COMMODORE: TRY BEFORE YOU BUY. Best selling games, utilities, educ'l + classics & new releases. 100's of titles. Visa/MC/Disc Free brochure. RENT-A-DISC, Frederick Bldg. #222, Hunt'n, WV 25701 (304) 529-3232

MUSIC LOVERS! MIDI YOUR C64/128. We have music software, Midi interfaces, hundreds of pre-programmed songs. Catalog-\$1.00. MIDI Inn, Box 2362CG05, Westmont, IL 60559

FINEST C-64/128 PUBLIC DOMAIN SOFTWARE! New catalog of over 3000 programs. As low as \$1.25 per disk of programs. \$2.00 gets sample disk & catalog (on disk) mailed 1st class. **KOALA ENTERPRISES**, Dept. GZ, Rt. 2 Box 677, Carencro, LA 70520

FREE PUBLIC DOMAIN SOFTWARE - Request free catalog or send \$2 for sample disk and catalog (refundable). C64-128. **CALOKE IND.**, Dept. JK, Box 18477, K.C., MO 64133

THOUSANDS OF PD PROGRAMS FOR C64/128! We have Games, Utilities, Music and much more! For information write: Lightspeed Software, POB 340427, Tampa, FL 33694

RENT 64/128 SOFTWARE! 1000's of disks. Lowest prices. No deposit or fee. Free catalog. Centsible Software, PO Box 930, St. Joseph, MI 49085 (616) 982-0327.

FREE PD SOFTWARE C64. Send \$2 for complete catalog and Sample disk (refundable). RVH PUBLICATIONS, 4291 Holland Rd., Suite 562-G, VA Beach, VA 23452

C64/128 PD SPECIAL! 15 DISKS PACKED FULL of Games, Music, Util., Educ., Hm/Bus. for \$25 + \$2.50 s/h. For more info send SASE. D & V CompSoft, PO Box 933, Ardmore, TN 38449



BEAT LOTTERY BIASES!

NEW DOS RELEASE!

YOUR LOTTERY IS BIASED! Un-

intentionally certain number patterns will be selected with a greater frequency than others. **LOTTO PICKER 3** will uncover & exploit these biases & tell you which numbers to play—no guesswork required! **GUARANTEED** to work for all lotteries worldwide or your **MONEY BACK!** **WHEELING** now included in DOS version! **BEAT THE LOTTERY TODAY!** \$39.95 (+2.55 s/h), 3.5" add \$5. Ver. 2.1 for Apple II & C64/128. NY add tax. **ORDER TODAY! 1-800-634-5463 ext 293 (M-F 8-5)** **GE RIDGE SERVICES, INC.**, 170 Broadway, Suite 201-CP, New York, NY 10038 Info/Dealers 718-317-1961.



EDGEWORTH SOFTWARE'S EARTH DISK FOR C64/128

Displays our rotating planet in moving 3-D color. Numerous views show land + sea, day + night, summer + winter, mid-night sun, & much more. Ultra-fast ML. Easy to use. Price \$19.90, free shipping (in MA add 5% tax). To order send U.S. check or money order to

EDGEWORTH SOFTWARE, P.O. BOX 418 WEST UPTON, MA 01587

FREE CATALOG FOR COMMERCIAL SOFTWARE & MIDI 30-60% off. Amiga, Apple, Commodore IBM, Macintosh, Atari. **DISK-COUNT SOFTWARE**, Box 3, Carteret, NJ 07008. (800) 448-6658

Thousands of C64/128 PD programs on 400 + disks. Free listing or \$1 large catalog. **DISKS O'PLENTY INC.**, 7958 Pines Blvd., Suite 270A, Pembroke Pines, FL 33024

C64/128 FINEST PUBLIC DOMAIN PROGRAMS Pretested quality programs * Most \$1.50 * *On Disk * YOU pick the programs that YOU want!!! Free diskfull of programs with first order! For a list + Description send SASE to: **ILH Co.**, Dept. G, Box 67021, Topeka, KS 66667

Professional HANDICAPPING SOFTWARE for Thoroughbred, Greyhound, Harness, Quarter-horse, Pace. Accurate to 82%. \$49.95 each. Demo/Manual \$7.00. IBM, Apple, C64/128. FREE Catalog. **ADPA**, Box 7990-GT050, Fremont, CA 94537 CALL: (415) 795-9156

GIANT COMPUTER HINT BOOK—

Over 100 Games Covered!!!

Send \$22 to: James Kato, 10374

Rainbow Circle, Fountain Valley, CA 92708

P.D. Software for the 64 and 128. Sample Disk and Full Catalog \$3.50 or send long SASE for Brochure. Country Soft, Dept. C 822 Saxonburg Blvd., Saxonburg, PA 16056

LOTS OF DISKS! THE BEST 64/128 PD. Tons of GEOS, Graphics, Games, Bible, MIDI. Low Prices! SASE for FREE list. **DISCOVERIES PD**, POB 9153, Waukegan, IL 60085

NEWEST C64 BBS Program! AXLE Systems V1 COM GRAPHICS/ASCII. Compat w/all C64 Modems & Hayes (301) 974-1461. Send \$35 to MarkSoft, 1914 Old Annapolis Rd., Annapolis, MD 21401

C128 and C128D Exclusive Software. Order "The Banker" complete checkbook software. Only \$19.95 (+\$3 s/h). Check, M.O., VISA, MC, & Am. Exp. EasyLife Software Systems, PO Box 776, Tinley Park, IL 60477-0776

ABSOLUTE LOWEST PRICES on C64/128 PD software & more. Free software with every order. Why pay more & get less? Free listing or \$2 for catalog. **B&P PD**, Box 1294, Camdenton, MO 65020

*****JOYSTICK WARRIORS!** Suit up for real adventure on your C64/128. Write for free information: **AERION SOFTWARE, LTD.**, P.O. Box 1222, Riverdale Station, NY, NY 10471

HIGH QUALITY PUBLIC DOMAIN PROGRAMS! Thousands of public domain programs at money-saving prices. Send \$1 for large catalog & free sample disk to: **EAGLE ENTERPRISES**, 87 Chestnut St., Dumont, NJ 07628

FREE C64-128 SOFTWARE 1000+ EUROPEAN Domestic Best Sellers (sample & catalog \$2) (Send SASE for catalog) **WestComp Library** P.O. Box 60818, Reno, NV 89506

C64, C128 & CP/M PUBLIC DOMAIN SOFTWARE. Free Catalog, fast service, low prices, & unbelievable specials. **ComputerActive**, Box 893-C, Clinton, OK 73601

MapGen FULLY INTEGRATED Accounting Software-for the C-128 only

MapGen Basic ACCOUNTING 128 \$30
MapGen ACCOUNTS RECEIVABLES/PAYABLES 128 \$15 ea
MapGen FINANCIAL ANALYST 128 \$15

Or you can buy the total package for just \$55, a savings of \$20.

13 different types of reports, up to 9 checking accounts, backup and file mgmt utilities, address label capability, 40 or 80-column, 1 or 2 disk drives. Everything is very easy to set up and use. Other C-128 software available. Send check or money order plus \$3 post/handling to: **MapGen Computer Systems, P.O. Box 709, Thornburg, VA 22565-0709** or for more information or C.O.D. orders, call (703) 582-6448

COMPUTER REPAIR

Authorized Commodore Repair Center. C64, 128, Amiga & PC, 1541/1571. Drive alignments \$39.95. 48-hr turnaround, free UPS. Software City, 901-C N. Wendover Rd., Charlotte, NC 28211 (704) 362-2154

Auth. Repairs C64/128, 1541/1571, SX64, 128D, Amiga, PC. 816-425-4400. Selling DTK-IBM comp. cmprts. Quick Serv. 30 dy wrnty. Mom & Pop's Computer Shop, 114 N. 16th, Bethany, MO 64424

C-64 REPAIR \$39.95 FLAT RATE. 1541/1571-\$49.95; SX64-\$69.95; 128-\$64.95. 24 Hr turnaround. 90 dy warranty. **A&M Computer Repair**, 20 Guernsey, New Windsor, NY 12550, 914-562-7271

BULLETIN BOARDS

ARB BULLETIN BOARD FOR THE 64/128 36 Levels, Email, 90 SIGS, GAMES, \$54.95 (BBS) 718-645-1979 * (Voice) 718-336-2343 **L & S COMPUTERS**, Box 392, Bklyn, NY 11229

EDUCATION

B.Sc. & M.S. in COMPUTER SCIENCE

The American Institute for Computer Sciences offers an in-depth correspondence program to earn your Bachelor of Science and Master of Science degrees in Computer Science at home. BSc. subjects covered are: MS/DOS, BASIC, PASCAL, C, Data File Processing, Data Structures & Operating systems. MS program includes subjects in Software Engineering and Artificial Intelligence.

AMERICAN INST. FOR COMPUTER SCIENCES
1704-CG 11th Avenue South
Birmingham, AL 35209
CALL 205-933-0339

COMPUTE!'s Gazette Classifieds tell thousands of Commodore owners and users about your product or service.

Rates: \$25 per line, minimum of four lines. Any or all of the first line set in capital letters at no charge. Add \$15 per line for boldface words, or \$50 for the entire ad set in boldface (any number of lines). Inquire about display rates. **Terms:** Prepayment is required. Check, money order, American Express, Visa, or MasterCard is accepted. Make checks payable to COMPUTE! Publications.

Form: Ads are subject to publisher's approval and must be either typed or legibly printed. One line equals 40 letters and spaces between words. Please underline words to be set in boldface.

General Information: Advertisers using post office box numbers in their ads must supply permanent address and telephone numbers. Orders will not be acknowledged. Ad will appear in next available issue after receipt.

Closing: 3rd of the third month preceding cover date (e.g., June issue closes March 3rd). Send order and remittance to: Kathleen Ingram, Classified Manager, COMPUTE!'s Gazette, P.O. Box 5406, Greensboro, NC 27403. To place an ad by phone, call Kathleen Ingram at (919) 275-9809.

Notice: COMPUTE! Publications cannot be responsible for offers or claims of advertisers, but will attempt to screen out misleading or questionable copy.

Classified Display Rates: Classified display ads measure 2 1/4" wide and are priced according to height. 1" = \$250; 1 1/2" = \$375; 2" = \$500; 3" = \$600; (\$100 for each additional inch, e.g. 4" = \$700, etc.) Preferred supplied material is Velox or PMT.

MLX

Machine Language Entry Program for Commodore 64

Ottis R. Cowper

MLX is a labor-saving utility that allows almost fail-safe entry of Commodore 64 machine language programs.

Type in and save some copies of MLX—you'll want to use it to enter future ML programs from *COMPUTE!'s Gazette*. When you're ready to enter an ML program, load and run MLX. It asks you for a starting address and an ending address. These addresses appear in the article accompanying the MLX-format program listing you're typing.

If you're unfamiliar with machine language, the addresses (and all other values you enter in MLX) may appear strange. Instead of the usual decimal numbers you're accustomed to, these numbers are in *hexadecimal*—a base 16 numbering system commonly used by ML programmers. Hexadecimal—hex for short—includes the numerals 0-9 and the letters A-F. But even if you know nothing about ML or hex, you should have no trouble using MLX.

After you've entered the starting and ending addresses, you'll be offered the option of clearing the workspace. Choose this option if you're starting to enter a new listing. If you're continuing a listing that's partially typed from a previous session, don't choose this option.

A functions menu will appear. The first option in the menu is Enter Data. If you're just starting to type in a program, pick this. Press the E key and type the first number in the first line of the program listing. If you've already typed in part of a program, type the line number where you stopped typing at the end of the previous session (be sure to load the partially completed program before you resume entry). In any case, make sure the address you enter corresponds to the address of a line in the listing you are entering. Otherwise, you'll be unable to enter the data correctly. If you pressed E by mistake, you can return to the command menu by pressing RETURN alone when asked for the address. (You can get back to the menu from most options by pressing RETURN with no other input.)

Entering a Listing

Once you're in Enter mode, MLX prints the address for each program line for you. You then type in all nine numbers on that line, beginning with the first two-digit number after the colon (:). Each line represents eight data bytes and a checksum. Although an MLX-format

listing appears similar to the "hex dump" listings from a machine language monitor program, the extra checksum number on the end allows MLX to check your typing.

When you enter a line, MLX recalculates the checksum from the eight bytes and the address and compares this value to the number from the ninth column. If the values match, you'll hear a bell tone, the data will be added to the workspace area, and the prompt for the next line of data will appear. But if MLX detects a typing error, you'll hear a low buzz and see an error message. The line will then be redisplayed for editing.

Invalid Characters Banned

Only a few keys are active while you're entering data, so you may have to unlearn some habits. You *do not* type spaces between the columns; MLX automatically inserts these for you. You *do not* press RETURN after typing the last number in a line; MLX automatically enters and checks the line after you type the last digit.

Only the numerals 0-9 and the letters A-F can be entered. If you press any other key (with some exceptions noted below), you'll hear a warning buzz. To simplify typing, a numeric keypad function is included. The keypad is active only while entering data. Addresses must be entered with the normal letter and number keys. The figure below shows the keypad configuration.

7	8	9	0
4 U	5 I	6 O	F P
1 J	2 K	3 L	E :
A M	B ,	C .	D /
0 Space			

MLX checks for transposed characters. If you're supposed to type in A0 and instead enter 0A, MLX will catch your mistake. There is one error that can slip past MLX: Because of the checksum formula used, MLX won't notice if you accidentally type FF in place of 00, and vice versa. And there's a very

slim chance that you could garble a line and still end up with a combination of characters that adds up to the proper checksum. However, these mistakes should not occur if you take reasonable care while entering data.

Editing Features

To correct typing mistakes before finishing a line, use the INST/DEL key to delete the character to the left of the cursor. If you mess up a line badly, press CLR/HOME to start the line over. The RETURN key is also active, but only before any data is typed on a line. Pressing RETURN at this point returns you to the command menu. After you type a character, MLX disables RETURN until the cursor returns to the start of a line. Remember, press CLR/HOME to quickly get to a line-number prompt.

To make corrections in a line that MLX has redisplayed for editing, compare the line on the screen with the one printed in the listing and then move the cursor to the mistake and type the correct key. The cursor-left and -right keys provide the normal cursor controls. (The INST/DEL key now works as an alternative cursor-left key.) You cannot move left beyond the first character in the line. If you try to move beyond the rightmost character, you'll reenter the line. During editing, RETURN is active; pressing it tells MLX to recheck the line. You can press the CLR/HOME key to clear the entire line if you want to start from scratch or if you want to get to a line-number prompt to use RETURN to get back to the menu.

Display Data

The second menu choice, Display Data, examines memory and shows the contents in the same format as the program listing (including the checksum). When you press D, MLX asks you for a starting address. Be sure that the starting address you give corresponds to a line number in the listing. Otherwise, the checksum display will be meaningless. MLX displays program lines until it reaches the end of the program, at which point the menu is redisplayed. You can pause the display by pressing the space bar. (MLX finishes printing the current line before halting.) Press the space bar again to restart the display. To break out of the display and get back to the menu before the ending address is reached, press RETURN.

Other Menu Options

Two more menu selections let you save programs and load them back into the computer. These are Save File and Load File. When you press S or L, MLX asks you for the filename. You'll then be asked to press either D or T to select disk or tape.

You'll notice the disk drive starting and stopping several times during a load or save. This is normal behavior. MLX opens and reads from or writes to the file instead of using the usual LOAD and SAVE commands. Also note that the drive prefix 0: is added to the filename (line 750), so this should not be included when entering the name. This also precludes the use of @ for save-with-replace, so be sure to give each version saved a different name.

Remember that MLX saves the entire workspace area from the starting address to the ending address, so the save or load may take longer than you might expect if you've entered only a small amount of data from a long listing. When you're saving a partially completed listing, make sure to note the address where you stopped typing.

MLX reports the standard disk or tape error messages if any problems are detected during the save or load. It also has three special load error messages: INCORRECT STARTING ADDRESS, which means the file you're trying to load does not have the starting address you specified when you ran MLX; LOAD ENDED AT ADDRESS, which means the file you're trying to load ends before the ending address you specified when you started MLX; and TRUNCATED AT ENDING ADDRESS, which means the file you're trying to load extends beyond the ending address you specified when you started MLX. If you see one of these messages and feel certain that you've loaded the right file, exit and rerun MLX, being careful to enter the correct starting and ending addresses.

The Quit menu option has the obvious effect—it stops MLX and enters BASIC. The RUN/STOP key is disabled, so the Q option lets you exit the program without turning off the computer. (Of course, RUN/STOP-RESTORE also gets you out.) You'll be asked for verification; press Y to exit to BASIC, or press any other key to return to the menu. After quitting, you can type RUN again and reenter MLX without losing your data, as long as you don't use the Clear Workspace option.

The Finished Product

When you've finished typing all the data for an ML program and saved your work, you're ready for the results. Refer to the corresponding article for details on loading and running the program.

An Ounce of Prevention

By the time you've finished typing in the data for a long ML program, you may have several hours invested in the project. Don't take chances—use *The Automatic Proofreader* to type the new MLX, and then test your copy thoroughly before first using it to enter any significant amount of data. Make sure all the menu options work as they should. Enter fragments of the program starting at several different addresses; then use the display option to verify that the data has been entered correctly. And be sure to test the save and load options several times to ensure that you can recall your work from disk or tape.

64 MLX

```

EK 100 POKE 56,50:CLR:DIM IN$,I,
J,A,B,AS,BS,A(7),NS
DM 110 C4=48:C6=16:C7=7:Z2=2:Z4=
254:Z5=255:Z6=256:Z7=127
CJ 120 FA=PEEK(45)+Z6*PEEK(46):B
S=PEEK(55)+Z6*PEEK(56):HS
="0123456789ABCDEF"
SB 130 RS=CHR$(13):LS="LEFT":S
$=" ":DS=CHR$(20):ZS=CHR$(
0):TS="13 RIGHT"
CQ 140 SD=54272:FOR I=SD TO SD+2
3:POKE I,0:NEXT:POKE SD+2
4,15:POKE 788,52
FC 150 PRINT"[CLR]"CHR$(142)CHR$(
8):POKE 53280,15:POKE 53
281,15
EJ 160 PRINT TS" {RED}[RVS]
{2 SPACES}{8 0}{2 SPACES}
"SPC(28)" {2 SPACES}[OFF]
{BLU} MLX II {RED}[RVS]
{2 SPACES}"SPC(28)"
{12 SPACES}[BLU]"
FR 170 PRINT"[3 DOWN]{3 SPACES}C
OMPUTE!'S MACHINE LANGUAG
E EDITOR{3 DOWN}"
JB 180 PRINT"[BLK]STARTING ADDRE
SS{4}"GOSUB300:SA=AD:GO
SUB1040:IF F THEN180
GF 190 PRINT"[BLK]{2 SPACES}ENDI
NG ADDRESS{4}"GOSUB300:
EA=AD:GOSUB1030:IF F THEN
190
KR 200 INPUT"[3 DOWN]{BLK}CLEAR
[SPACE]WORKSPACE [Y/N]{4}"
AS:IF LEFT$(AS,1)<"Y" THEN220
PG 210 PRINT"[2 DOWN]{BLU}WORKIN
G..."FOR I=BS TO BS+EA-S
A+7:POKE I,0:NEXT:PRINT"D
ONE"
DR 220 PRINTTAB(10)" {2 DOWN}
{BLK}[RVS] MLX COMMAND ME
NU {DOWN}{4}"PRINT TS"
[RVS]E[OFF]NTER DATA"
BD 230 PRINT TS"[RVS]D[OFF]ISPLA
Y DATA":PRINT TS"[RVS]L
[OFF]OAD FILE"
JS 240 PRINT TS"[RVS]S[OFF]AVE F
ILE":PRINT TS"[RVS]Q[OFF]
UIT{2 DOWN}{BLK}"
JH 250 GET AS:IF AS=NS THEN250
HK 260 A=0:FOR I=1 TO 5:IF AS=MI
DS("EDLSQ",I,1) THEN A=I:I
=5
FD 270 NEXT:ON A GOTO420,610,690
,700,280:GOSUB1060:GOTO25
0
EJ 280 PRINT"[RVS] QUIT ":INPUT"
[DOWN]{4}ARE YOU SURE [Y/
N]":AS:IF LEFT$(AS,1)<"Y"
THEN220

```

```

EM 290 POKE SD+24,0:END
JX 300 IN$=NS:AD=0:INPUTIN$:IFLE
N(IN$)<4 THENRETURN
KF 310 BS=IN$:GOSUB320:AD=A:BS=M
IDS(IN$,3):GOSUB320:AD=AD
*256+A:RETURN
PP 320 A=0:FOR J=1 TO 2:AS=MIDS(
BS,J,1):B=ASC(A)-C4+(AS>
"0")*C7:A=A*C6+B
JA 330 IF B<0 OR B>15 THEN AD=0:
A=-1:J=2
GX 340 NEXT:RETURN
CH 350 B=INT(A/C6):PRINT MIDS(H$
,B+1,1):B=A-B*C6:PRINT M
IDS(H$,B+1,1):RETURN
RR 360 A=INT(AD/Z6):GOSUB350:A=A
D-A*Z6:GOSUB350:PRINT":
BE 370 CK=INT(AD/Z6):CK=AD-Z4*CK
+Z5*(CK>Z7):GOTO390
PX 380 CK=CK*Z2+Z5*(CK>Z7)+A
JC 390 CK=CK+Z5*(CK>Z5):RETURN
QS 400 PRINT"[DOWN]STARTING AT
{4}"GOSUB300:IF IN$<NS
THEN GOSUB1030:IF F THEN
400
EX 410 RETURN
HD 420 PRINT"[RVS] ENTER DATA ":
GOSUB400:IF IN$=NS THEN22
0
JK 430 OPEN3,3:PRINT
SK 440 POKE198,0:GOSUB360:IF F T
HEN PRINT IN$:PRINT"[UP]
{5 RIGHT}"
GC 450 FOR I=0 TO 24 STEP 3:BS=S
$:FOR J=1 TO 2:IF F THEN
[SPACE]BS=MIDS(IN$,I+J,1)
HA 460 PRINT"[RVS]"BS$:IF I<24
THEN PRINT"[OFF]"
HD 470 GET AS:IF AS=NS THEN470
FK 480 IF (AS>"/"ANDAS<":")OR(AS>
"@")ANDAS<"G") THEN540
GS 485 A=- (AS="M")-2*(AS="")-3*(
AS=".")-4*(AS="/")-5*(AS
="J")-6*(AS="K")
FX 486 A=A-7*(AS="L")-8*(AS=":")
-9*(AS="U")-10*(AS="I")-1
1*(AS="O")-12*(AS="P")
CM 487 A=A-13*(AS=SS):IF A THEN
[SPACE]AS=MIDS("ABCD123E4
56F0",A,1):GOTO 540
MP 490 IF AS=RS AND((I=0)AND(J=1
)OR F) THEN PRINT BS:J=2:
NEXT:I=24:GOTO550
KC 500 IF AS="HOME" THEN PRINT
BS:J=2:NEXT:I=24:NEXT:F=
0:GOTO440
MX 510 IF (AS="RIGHT")ANDF THEN
PRINT BS$:GOTO540
GK 520 IF AS<>LS AND AS<>DS OR((
I=0)AND(J=1)) THEN GOSUB10
60:GOTO470
HG 530 AS=LS+SS+LS:PRINT BS$:J
=2-J:IF J THEN PRINT LS:J
=I-3
QS 540 PRINT AS:NEXT J:PRINT SS
;
PM 550 NEXT I:PRINT:PRINT"[UP]
{5 RIGHT}":INPUT#3,IN$:I
F IN$=NS THEN CLOSE3:GOTO
220
QC 560 FOR I=1 TO 25 STEP3:BS=MI
DS(IN$,I):GOSUB320:IF I<2
5 THEN GOSUB380:A(I/3)=A
PK 570 NEXT:IF A<>CK THEN GOSUB1
060:PRINT"[BLK][RVS] ERRO
R: REENTER LINE {4}":F=1:
GOTO440
HJ 580 GOSUB1080:B=BS+AD-SA:FOR
[SPACE]I=0 TO 7:POKE B+I,
A(I):NEXT
QQ 590 AD=AD+8:IF AD>EA THEN CLO
SE3:PRINT"[DOWN]{BLU}** E
ND OF ENTRY **[BLK]
{2 DOWN}":GOTO700
GQ 600 F=0:GOTO440

```



```

QA 610 PRINT "{CLR}{DOWN}{RVS} DI
      SPLAY DATA ":GOSUB400:IF
      {SPACE}IN$=NS THEN220
RJ 620 PRINT "{DOWN}{BLU}PRESS:
      {RVS}SPACE{OFF} TO PAUSE,
      {RVS}RETURN{OFF} TO BREA
      K{4}{DOWN}"
KS 630 GOSUB360:B=BS+AD-SA:FORI=
      BTO B+7:A=PEEK(I):GOSUB35
      0:GOSUB380:PRINT SS;
CC 640 NEXT:PRINT "{RVS}";A=CK:G
      OSUB350:PRINT
KH 650 F=1:AD=AD+8:IF AD>EA THEN
      PRINT "{DOWN}{BLU}** END O
      F DATA **":GOTO220
KC 660 GET AS:IF AS=RS THEN GOSU
      B1080:GOTO220
EQ 670 IF AS=SS THEN F=F+1:GOSUB
      1080
AD 680 ONFGOTO630,660,630
CM 690 PRINT "{DOWN}{RVS} LOAD DA
      TA ":OP=1:GOTO710
PC 700 PRINT "{DOWN}{RVS} SAVE FI
      LE ":OP=0
RX 710 IN$=NS:INPUT "{DOWN}FILENA
      ME{4}";IN$:IF IN$=NS THEN
      220
PR 720 F=0:PRINT "{DOWN}{BLK}
      {RVS}T{OFF}APE OR {RVS}D
      {OFF}ISK: {4}";
FP 730 GET AS:IF AS="T"THEN PRIN
      T "{DOWN}":GOTO880
HQ 740 IF AS<>"D"THEN730
HH 750 PRINT "D{DOWN}":OPEN15,8,1
      5,"I0":B=EA-SA:IN$="0:"+
      IN$:IF OP THEN810
SQ 760 OPEN 1,8,8,IN$+"P,W":GOS
      UB860:IF A THEN220
FJ 770 AH=INT(SA/256):AL=SA-(AH*
      256):PRINT#1,CHR$(AL);CHR
      $(AH);
PE 780 FOR I=0 TO B:PRINT#1,CHR$(
      PEEK(BS+I));IF ST THEN8
      00
FC 790 NEXT:CLOSE1:CLOSE15:GOTO9
      40
GS 800 GOSUB1060:PRINT "{DOWN}
      {BLK}ERROR DURING SAVE:
      {4}":GOSUB860:GOTO220
MA 810 OPEN 1,8,8,IN$+"P,R":GOS
      UB860:IF A THEN220
GE 820 GET#1,AS,B$:AD=ASC(AS+Z$)
      +256*ASC(B$+Z$):IF AD<>SA
      THEN F=1:GOTO850
RX 830 FOR I=0 TO B:GET#1,AS:POK
      E BS+I,ASC(AS+Z$):IF(I<>B
      )AND ST THEN F=2:AD=I:I=B
      3
FA 840 NEXT:IF ST<>64 THEN F=3
FQ 850 CLOSE1:CLOSE15:ON ABS(F>0
      )+1 GOTO960,970
SA 860 INPUT#15,A,AS:IF A THEN C
      LOSE1:CLOSE15:GOSUB1060:P
      RINT "{RVS}ERROR: "AS
GQ 870 RETURN
EJ 880 POKE183,PEEK(FA+2):POKE18
      7,PEEK(FA+3):POKE188,PEEK
      (FA+4):IFOP=0THEN920
HJ 890 SYS 63466:IF(PEEK(783)AND
      1)THEN GOSUB1060:PRINT "
      {DOWN}{RVS} FILE NOT FOUN
      D ":GOTO690
CS 900 AD=PEEK(829)+256*PEEK(830
      ):IF AD<>SA THEN F=1:GOTO
      970
SC 910 A=PEEK(831)+256*PEEK(832)
      -1:F=F-2*(A<EA)-3*(A>EA):
      AD=A-AD:GOTO930
KM 920 A=SA:B=EA+1:GOSUB1010:POK
      E780,3:SYS 63338
JF 930 A=BS:B=BS+(EA-SA)+1:GOSUB
      1010:ON OP GOTO950:SYS 63
      591
AE 940 GOSUB1080:PRINT "{BLU}** S
      AVE COMPLETED **":GOTO220
XP 950 POKE147,0:SYS 63562:IF ST
      >0 THEN970
FR 960 GOSUB1080:PRINT "{BLU}** L
      OAD COMPLETED **":GOTO220
DP 970 GOSUB1060:PRINT "{BLK}
      {RVS}ERROR DURING LOAD:
      {DOWN}{4}":ON F GOSUB980,
      990,1000:GOTO220
PP 980 PRINT "INCORRECT STARTING
      {SPACE}ADDRESS ("":GOSUB3
      60:PRINT)":RETURN
GR 990 PRINT "LOAD ENDED AT "":AD
      =SA+AD:GOSUB360:PRINT D$:
      RETURN
FD 1000 PRINT "TRUNCATED AT ENDIN
      G ADDRESS":RETURN
RX 1010 AH=INT(A/256):AL=A-(AH*2
      56):POKE193,AL:POKE194,A
      H
FF 1020 AH=INT(B/256):AL=B-(AH*2
      56):POKE174,AL:POKE175,A
      H:RETURN
FX 1030 IF AD<SA OR AD>EA THEN10
      50
HA 1040 IF(AD>511 AND AD<40960)O
      R(AD>49151 AND AD<53248)
      THEN GOSUB1080:F=0:RETUR
      N
HC 1050 GOSUB1060:PRINT "{RVS} IN
      VALID ADDRESS {DOWN}
      {BLK}":F=1:RETURN
AR 1060 POKE SD+5,31:POKE SD+6,2
      08:POKE SD,240:POKE SD+1
      ,4:POKE SD+4,33
DX 1070 FOR S=1 TO 100:NEXT:GOTO
      1090
PF 1080 POKE SD+5,8:POKE SD+6,24
      0:POKE SD,0:POKE SD+1,90
      :POKE SD+4,17
AC 1090 FOR S=1 TO 100:NEXT:POKE
      SD+4,0:POKE SD,0:POKE S
      D+1,0:RETURN

```

cp/m c-128 cp/m c-128 cp/m c-128 cp/m c-128 cp/m c-128 cp/m c-128

ONLY
20
LEFT

Ashton-Tate's dBASE II

\$195.00 (List 495.00)

data and application compatible with MS-DOS version: dBASE IV.

WordStar® v2.26

\$39.95 with 736 page

User's Guide and command keytops (data files compatible with MS-DOS version)—includes Osborne CP/M System Manual with extensive CP/M Tutorials as well.

with WordStar, purchase any or all of following for only \$10.00 each:

SpellGuard® checker with dictionaries, **Grammatic**® checks Grammar and syntax, **MailMan**® Mailing list manager and label maker, **FORTH** language, **P.D. 3 Disk Index**.

and/or combine WordStar with any/or all of following \$39.00 Programs at 3/\$95.00:

SuperCalc® v1.05 spreadsheet, MicroSoft **BASIC** With DRI's **Compiler BASIC**, MicroSoft's **BASCOM**® Compiler, **WordPac**® Incl. SpellGuard Grammatic **Documate** and **MathStar**, MicroSoft's **FORTHAN-80**® With Macro-Linking Compiler (\$90, List 295), **SuperSort**®, **DataStar**®, **Personal Pearl** 6 disks menu-driven Executive's Data Base, **Real Estate Investor**® for SuperCalc, **Personal Datebook**® also schedules office.

All Programs Above T.M. Reg. U.S. Pat. Office by their respective Publishers.

Please add \$4.50 P & H per order. Send Checks to P.D.S.C., Suite L-3, 33 Gold Street, New York, NY 10038. **MasterCard/VISA Please Call 1-800-221-7372 (PDSC) Don Johnson**

How to Type In COMPUTE!'s Gazette Programs

Each month, *COMPUTE!'s Gazette* publishes programs for the Commodore 128 and 64. Each program is clearly marked by title and version. Be sure to type in the correct version for your machine. All 64 programs run on the 128 in 64 mode. Be sure to read the instructions in the corresponding article. This can save time and eliminate any questions which might arise after you begin typing.

We regularly publish two programs designed to make typing easier: *The Automatic Proofreader*, for BASIC programs, and *MLX*, for entering machine language programs.

When entering a BASIC program, be especially careful with DATA statements as they are extremely sensitive to errors. A mistyped number in a DATA statement can cause your machine to "lock up" (you'll have no control over the computer). If this happens, the only recourse is to turn your computer off and then on, erasing what was in memory. This could cause you to lose valuable data, so be sure to *save a program before you run it*. If your computer crashes, you can always reload the program and look for the error.

Special Characters

Most of the programs listed in each issue contain special control characters. To facilitate typing in any programs from *Gazette*, use the following listing conventions.

The most common type of control characters in our listings appear as words within braces: {DOWN} means to press the cursor-down key; {5 SPACES} means to press the space bar five times.

To indicate that a key should be shifted (hold down the SHIFT key while pressing another key), the character is underlined. For example, A means hold down the SHIFT key and press A. You may see strange characters on your screen, but that's to be expected. If you find a number followed by an underlined key enclosed in braces (for example, {8 A}), type the key as many times as indicated (in our example, enter eight shifted A's).

If a key is enclosed in special brackets, [F], hold down the Commodore key (at the lower left corner of the keyboard) and press the indicated character.

Rarely, you'll see a single letter of the alphabet enclosed in braces. This can be entered on the Commodore 64 by pressing the CTRL key while typing the letter in braces. For example, {A} means to press CTRL-A.

The Quote Mode

Although you can move the cursor around the screen with the CRSR keys, often a programmer will want to move the cursor under program control. This is seen in examples such as {LEFT} and {HOME} in the program listings. The only way the computer can tell the difference between direct and programmed cursor control is the *quote mode*.

Once you press the quote key, you're in quote mode. This mode can be confusing if you mistype a character and cursor left to change it. You'll see a graphics symbol for cursor left. In this case, you can use the DEL key to back up and edit the line. Type another quotation mark and you're out of quote mode. If things really get confusing, you can exit quote mode simply by pressing RETURN. Then just cursor up to the mistyped line and fix it.

When You Read:	Press:	See:
{CLR}	SHIFT CLR/HOME	
{HOME}	CLR/HOME	
{UP}	SHIFT ↑ CRSR ↓	
{DOWN}	↑ CRSR ↓	
{LEFT}	SHIFT ← CRSR →	
{RIGHT}	← CRSR →	
{RVS}	CTRL 9	
{OFF}	CTRL 0	
{BLK}	CTRL 1	
{WHT}	CTRL 2	
{RED}	CTRL 3	
{CYN}	CTRL 4	

When You Read:	Press:	See:
{PUR}	CTRL 5	
{GRN}	CTRL 6	
{BLU}	CTRL 7	
{YEL}	CTRL 8	
{F1}	f1	
{F2}	SHIFT f1	
{F3}	f3	
{F4}	SHIFT f3	
{F5}	f5	
{F6}	SHIFT f5	
{F7}	f7	
{F8}	SHIFT f7	

When You Read:	Press:	See:
←	←	
↑	SHIFT ↑	

For Commodore 64 Only

[1]	COMMODORE 1	
[2]	COMMODORE 2	
[3]	COMMODORE 3	
[4]	COMMODORE 4	
[5]	COMMODORE 5	
[6]	COMMODORE 6	
[7]	COMMODORE 7	
[8]	COMMODORE 8	

REVIEWS

Knights of Legend

With so many fantasy role-playing (FRP) games released throughout the year, it's hard not to become a bit jaded. But reviewing *Knights of Legend* was a pleasure. This game is the result of many years' work, and it shows.

Although not a complicated game, *Knights of Legend* relies on a new system, but it's one you can quickly learn. In a matter of a half-hour or so, you'll be feeling right at home in the game.

Knights of Legend's designer, Todd Porter, created the game with a vision of quick play and detailed characters, combat, and geography.



In hoping to rise above other FRP games that were slow and nothing more than war games in fantasy lands, Porter devised a system that makes *Knights* very easy to play. It consists largely of selecting icons that represent the options available at any point to move around within the geography of the game. You use the keyboard to play. It takes only a few defined keys to move the party on the screen, to select icons, and to scroll through lists. I couldn't imagine using a joystick with *Knights* after playing with the keyboard.

In *Knights*, you may have as many as six adventurers in your party. I would suggest using this number to get full enjoyment from and success in the game. The game screen consists of a plate at the bottom that contains the available icons, pictures of the characters in your party along the top, and a large window for the graphics.

Everything from the geography to pictures of monsters appears in the graphics window. The pictures are well drawn and greatly detailed. Plus, there are a lot of them. The disks are packed with graphics that really bring the game to life.

The plot is simple. You must travel through the land of Ashtalarea, looking for quests and trying to increase the rank of your characters from serf to knight. There are many grades of character levels, so don't expect them to become knights in a matter of days.

Knights is chock-full of quests for your party, and the geography is extensive. Included with the game is a full-color map of Ashtalarea that I found to be a necessity in locating places when sent on a quest.

As for your characters, choose from among four species: Human, Dwarven, Elven, and Kelden. The Kelden are a winged species created by Porter for *Knights*. You can create both male and female characters for the Humans and Elves, but only male Dwarves and Kelden are possible. There are many human races available and a few for each of the other species. Character development is very important, more so than in other FRP games because the characters are integrated so deeply in the plot. Factors like fatigue and encumbrance figure heavily in *Knights*.

A refreshing change in the fantasy role-playing genre, Knights of Legend is the result of many years' work—and it shows.

Much effort in *Knights* went into developing a combat system that is quick, yet not boring to use. In some games I've played, you do nothing but sit back and watch the screen as a battle progresses; in others you press one or two keys until the monsters are defeated. In *Knights*, you use the icons to fight the battles. In combat, you decide how quickly each character approaches an enemy, whether to use a ranged or a close-combat weapon, whether to use magic or not, and how to defend. You decide where to attack (high, medium, or low) and, if unarmed, how to strike the enemy, including the choice of a wonderful head-butt option.

After fighting a couple of battles,

you'll get used to this system. It works smoothly, and all the hype is warranted. Also, *Knights* is not like some games that take up all of your time with fighting; it's well balanced.

Overall, *Knights of Legend* is a refreshing change in the FRP game genre. In case you're not familiar with icons, a reference card displays them all. The manual is well written and includes the story of the land of Ashtalarea and tales of the races and classes. With these stories and his efforts, Porter has created a world not unlike that of Tolkien, full of detail and colorful characters.

—Russ Ceccola

Knights of Legend
Origin
P.O. Box 161750
Austin, TX 78716
\$49.95

Blue Angels

Years ago I called for recognition of computer flight simulators as a new category of software. I felt it was important that the growing number of those programs should be judged against one another rather than against *Zork*, *Space Invaders*, and *Gorf*. Since that time, the number of flight simulators has increased beyond belief, yet I think I may have been premature in my request.

The cause for alarm is *Blue Angels* from Accolade. Though billed as a flight simulator, it's more an arcade game designed to tax hand/eye coordination.

For anyone who's seen the real thing, flying with the Navy's Blue Angels would seem to be the ultimate test of flying ability. Such aerial maneuvers are just short of incredible when performed by a single aircraft; when performed in formation with only inches between wing tips, they're astounding.

I found none of this excitement in the computer game, however. While it is difficult to define the qualities that make such games as *Pac-Man* a megahit, it is just as difficult to say what is missing in *Blue Angels*.

That Accolade tried hard is evident in the structure of the program. Spectator View takes you through a demonstration of all the maneuvers; Simulator allows you to practice individual man-

Reviews

neuvers and to see your performance evaluated on a graph; and Practice Maneuvers commits you to the real thing.

After that, you can choose Simulate an Airshow, Practice an Airshow, or Perform an Airshow, each of which consists of a series of maneuvers. All modes look alike from the cockpit, but you do have the option of adding or deleting items from your control console.

A system of menus speeds you through the flying choices. Select your position within a formation, decide on a maneuver, and choose help options.



The help options occupy most of your control console, keeping it from bearing any resemblance to the controls of an F/A-18. From left to right on your console you'll see a box with arrows that indicates the next direction the formation will fly, a series of boxes that forms a moving tunnel through which you must maneuver, and another screen that indicates the name of the next maneuver.

To be readable, these aids are large, limiting the windscreen view to the upper one-third of the monitor. Here you'll see green earth, blue sky, and—if you're the number 4 man in the diamond formation—the tailpipe and wings of your leader.

Don't buy its billing as a flight simulator; as an arcade challenge, however, it will tax your reflexes as well as any game I've seen.

Because the windscreen view is so limited, it's difficult to know where you are at all times. If the flight leader moves from your narrow range of vision, you can become lost in a very short time. Unless you keep both land and sky within your visual range, you'll have no way of knowing your present flight attitude.

With all of this, it may seem *Blue Angels* deserves little consideration, but

that's not exactly true. If you're expecting a conventional flight simulator, *Blue Angels* will disappoint you. As an arcade challenge however, it will tax your reflexes as well as any other game I've seen. In fact, I found it an unqualified relief to explore a new game that has nothing to do with martial arts. Considered in that light, it may be very welcome to those who remember some of yesteryear's computer puzzles and wish for their return.

Excellent sound and graphics, what we have come to expect from Accolade, are found in *Blue Angels*. Playability as an arcade game is also good. The documentation explains clearly what you are up against. The complexity of the maneuvering diagrams in the back of the book may drive you to despair at first, but the name of the game is practice, and *Blue Angels* gives you the help of some of the best wingmen in the business.

—Ervin Bobo

Blue Angels
Accolade
550 S. Winchester Blvd.
San Jose, CA 95128
\$49.95

Beyond Dark Castle

In this sequel to *Dark Castle*, Prince Duncan returns to face his sworn enemy, the Black Knight, in mortal combat. Before the main event, however, he'll have to search the castle for five powerful magic orbs. Only by returning the orbs to their proper pedestals in the castle's anteroom will Duncan earn the right to battle the Black Knight.

Of course, your search through the castle won't exactly be a pleasant scavenger hunt. Along the way you'll battle a variety of deadly bats, armed castle guards, whip-toting henchmen, poisonous snakes, vultures, and flaming eyeballs. You'll also have to overcome a number of carefully laid traps and logic puzzles. To survive in this castle, you must possess not only a quick and accurate joystick, but also sharp puzzle-solving skills.

Beyond Dark Castle can be played at any of three skill levels: Beginner, Intermediate, or Advanced. As you play, you control Duncan with your favorite joystick in conjunction with specific keyboard commands. The f7 key, for instance, is the action key used to pick up and employ a variety of objects.

You start the game with five lives and 60 rocks to throw at your enemies. As you explore the castle, however, you may find lethal fireballs to replace your rocks. Other useful items waiting to be found include bombs, elixirs, food,

keys, a chopper-pack that allows Duncan to fly over dangerous swamps and forests, gas to power the chopper-pack, and a shield for temporary protection.

Throughout the game, the number of each type of item collected, along with the name of the current room, and a red bar graph representing your health/stamina are displayed at the bottom of the screen.



Beyond Dark Castle is one of the toughest arcade games I've played in a long time. However, there are a couple of things you can use to help tip the scales in your favor. First, there is a map screen that shows the overall layout of the castle as well as the locations of the five orbs and other useful items. Second, there is a practice mode that lets you tackle any of the castle's 12 rooms with an unlimited supply of lives, rocks, bombs, elixirs, and keys. As you might expect, the only part of the game that can't be practiced is your final showdown with the Black Knight.

Beyond Dark Castle features nicely rendered graphics and detailed animation. Duncan's movements and those of the various enemies he faces, for example, are fluid and realistic. Each of the castle's rooms is a unique puzzle that must be solved before you move on.

Unfortunately, even though *Beyond Dark Castle* is a good game, it could have been a lot more enjoyable if it didn't require as much disk access. Not only does the initial load take several minutes, but the disk also spins when you simply move from room to room. Most frustrating of all, once you lose all five lives, you have to listen to the disk whirl for close to four minutes before you can try again. The player's manual recommends using a fast-loader cartridge to speed up disk access when playing *Beyond Dark Castle*. This is advice you won't want to ignore unless, of course, you're in no hurry to face the Black Knight.

—Bob Guerra

Beyond Dark Castle
Activision
Distributed by Mediagenic
3885 Bohannon Dr.
Menlo Park, CA 94025
\$29.95

Windwalker

Live honorably among the people. Show generosity toward the unfortunate. Never flee from a just battle. Revere your elders, and respect the common people. Live cleanly to achieve enlightenment, as the tree must root in clean soil to grow straight and tall.

These teachings are but a small sampling of knowledge from a new interactive release by Origin called *Windwalker*. A martial arts adventure set somewhere in the Far East, the game challenges a single player to venture forth in pursuit of true enlightenment among the populace of an imperfect world. Unlike other martial arts games, *Windwalker* requires the player to embrace a total philosophy of mind, body, and spirit, of which the art of self-defense is only a part.



Author Greg Malone has written *Windwalker* as an enhanced sequel to his earlier release, *Moebius*. And enhanced it is. Indeed, it could possibly be one of the most complete computer games I've played. *Windwalker* has just the right mix of interactive adventure, high-energy combat, and intellectual stimulation.

Your first encounter, after booting the game, is with the master, Moebius himself. The graphics throughout the game are extremely well drawn, but Moebius appears almost alive as he meditates in transcendental splendor. Within his outstretched hand are animated starlike spirits that spin and twinkle until your presence is felt. His sharp eyes snap open, his hand clamps shut, and the passive nature of his face quickly changes to disdain as he turns to inspect you, the intruder. His harsh features soften as he recognizes and greets a new disciple or welcomes back a returning one.

The object of the game is to depose the warlord, Zhurong, and the evil court alchemist, Shen Jang, who together have wrongfully taken control of the land. By collecting information from the good people of Khantun, an enlightened being like yourself may be able to piece together the knowledge needed to free the imprisoned Emperor Chao Ti and return him to the Nightingale Throne.

In pursuit of this goal, many will oppose you. Ninja assassins, thieves, pirates, and sword-wielding palace guards lurk about, ready to do away with you. Survival from attack is not the only test a disciple must overcome. A blind beggar accosts you for money. You must decide if it is a good idea to give away what little funds you have. The teachings in the Mystic Runes of *Windwalker*, a 25-page disciple's handbook, may provide you with the answer, as well as provide insight into other dilemmas. During the play of *Windwalker*, maintaining honor and developing good karma are as important as having a powerful roundhouse kick.

Before beginning the adventure, a wise disciple prepares well. An extensive training section is offered so that a player may become acquainted with the keyboard controls, develop a fighting style, and become familiar with the various villains to be encountered. To complete a training cycle, you must become proficient in both barehanded fighting and with the use of a battle stick, called a *monk's staff*. To assist during the training effort, and later within the game, two modes of combat can be selected. As an opponent appears on the screen, you can choose between Concentration and Intuition mode. The first allows you to pause between each blow so that you may concentrate on the fight without being rushed or overwhelmed. In Intuition mode, the attacker continues to advance on you in realtime. As a final

One of the most complete games I've played, Windwalker has just the right mix of interactive adventure, high-energy combat, and intellectual stimulation.

test of your training under his tutelage, Moebius sends you into the world of turmoil to bring forth justice.

You enter the game as a poor fisherman with no clues about how to begin the quest. By interacting with the many inhabitants of the islands, you can make friends or strike bargains for help. The journey carries the player over fully scrolling terrain to all of the islands of Khantun, where time is marked on the horizon by the position of the moon and the rising or setting of the sun. Moonless nights can be especially dangerous.

Directional movement in the game is accomplished with keyboard rather

than joystick input. This was awkward at first, and it took some time for me to get comfortable. Interaction with other characters, however, is as simple as highlighting the correct prompt and pressing RETURN.

Windwalker is not for the impatient or for those who want instant gratification. If unrelenting arcade-style combat is your preference, then search for it elsewhere. *Windwalker* is a terrific new breed of character-building/role-playing adventure software that can offer a grand feeling of fulfillment—for those who will take the time to earn it.

—Steve Hedrick

Windwalker
Origin
110 Wild Basin
Suite 110
Austin, TX 78716
\$49.95

Monopoly

Real estate is a tough business. Just ask Donald Trump. But where else can you amass millions by selling and reselling used goods? Now computers have moved in, and the folks at Leisure Genius, a ruthless lot, are rumored to have received consultation from Mr. Trump. (Ivana, too?) They've been challenging all comers—and beating most—to the computer version of a classic: *Monopoly*.

While the game is good, you may want to think twice before giving it to a friend. The frustration encountered by being defeated by a computer can easily strain a relationship and cause someone to turn on a pal.

The computer version that Leisure Genius has created incorporates the key aspects of the original board game. The game pieces, from race car to thimble, are all there, though somewhat statically rendered. Opportunities for buying and selling real estate, mortgaging properties, trading—all the basic playing options—are available from the menu bar. These features, combined with a traditional board displayed from a unique perspective and some great sound effects, make this a fun and challenging game.

The computer controls the bank, making it the ultimate winner when you stop to think about it. In fact, watching the computer act as banker can be quite instructive to those who aren't veteran players. Up to eight players—any or all of them represented by the computer—can play. There is also a short version of the game in which you set a time limit. In this mode, a timer sounds as each minute passes, and the rules are as eased somewhat by requir-

ing only three houses to be on a property before you can buy a hotel.

In *Monopoly*, when a player lands on your property, you have to select the rent option within a certain period of time to collect the money owed you. There is also an auction rule that takes over when you land on a property and don't elect to buy it. The computer auctions the property, augmenting the bids by its own chosen increments. One feature not included, which we missed, is a jackpot for Free Parking.



There's a fast-move option that can be toggled on to speed up play, handy if you're a type-A personality. We found it easiest to use the joystick to move around, although you can use the cursor keys.

A couple of sour notes: It's difficult, or at least inconvenient, to get a look at your properties with the review option; it's awkward to use. Also, when dealing with multiple properties, time is wasted while the cursor moves back to Go each time you change property groups.

On a more positive note, the sound effects are excellent. There are special effects for the Electric Company, Waterworks, and railroads. Music plays when you pass Go, and a siren sounds when you go to jail. The graphics for the dice and the properties are clever and faithful to the original. The game-board perspective is distinctive: A bird's-eye view is what you might expect, but instead, the board is seen as it would appear to a real-life player seated at a table.

Leisure Genius has again successfully translated a popular board game to computer with admirable attention to detail and an eye for enthusiastic play. You can enjoy a regular game among friends or flex your muscles against the titan itself—your computer. Either way, Leisure Genius's *Monopoly* is a good way to go. We wonder if Donald Trump started this way.

—David and Robin Minnick

Monopoly
Leisure Genius
 Distributed by Virgin Mastertronic
 711 W. 17th St.
 Suite G9
 Costa Mesa, CA 92627
 \$29.99

The Automatic Proofreader

Phillip I. Nelson

The *Automatic Proofreader* helps you type in program listings for the 128 and 64 and prevents nearly every kind of typing mistake.

Type in the *Proofreader* exactly as listed. Because the program can't check itself, type carefully to avoid mistakes. Don't omit any lines, even if they contain unusual commands. After you've finished, save a copy before running it.

Next, type RUN and press RETURN. After the program displays the message "Proofreader Active," you're ready to type in a BASIC program.

Every time you finish typing a line and press RETURN, the *Proofreader* displays a two-letter checksum in the upper left corner of the screen. Compare this result with the two-letter checksum printed to the left of the line in the program listing. If the letters match, it's almost certain the line was typed correctly. If not, check for your mistake and correct the line.

The *Proofreader* ignores spaces not enclosed in quotation marks, so you can omit or add spaces between keywords and still see a matching checksum. However, spaces inside quotes are almost always significant, so the program pays attention to them.

The *Proofreader* does not accept keyword abbreviations (for example, ? instead of PRINT). If you prefer to use abbreviations, you can still check the line by LISTING it, moving the cursor back to the line, and pressing RETURN.

If you're using the *Proofreader* on the 128, do not perform any GRAPHIC commands while the *Proofreader* is active. When you perform a command like GRAPHIC 1, the computer moves everything at the start of BASIC program space—including the *Proofreader*—to another memory area, causing the *Proofreader* to crash. The same thing happens if you run any program with a GRAPHIC command while the *Proofreader* is in memory.

Though the *Proofreader* doesn't interfere with other BASIC operations, it's a good idea to disable it before running another program. The simplest way to disable it is to turn the computer off then on. A gentler method is to SYS to the computer's built-in reset routine (65341 for the 128, 64738 for the 64).

These reset routines erase any program in memory, so be sure to save the program you're typing in before entering the SYS command.

When using the *Proofreader* with another utility, disable both programs before running a BASIC program. While the *Proofreader* seems unaffected by most utilities, there's no way to promise it will work with any and every combination of utilities you might want to use. The more utilities activated, the more fragile the system becomes.

The Automatic Proofreader

```

10 VE=PEEK(772)+256*PEEK(773):LO
=43:HI=44:PRINT "{CLR}{WHT}AU
TOMATIC PROOFREADER FOR ";
20 IF VE=42364 THEN PRINT"C-64"
30 IF VE=17165 THEN LO=45:HI=46:
WAIT CLR:PRINT "128"
40 SA=(PEEK(LO)+256*PEEK(HI))+6:
FOR J=SA TO SA+166:READ B:POKE
J,B:CH=CH+B:NEXT
50 IF CH<>20570 THEN PRINT "*ERR
OR* CHECK TYPING IN DATA STAT
EMENTS":END
60 FOR J=1 TO 5:READ RF,LF,HF:RS
=SA+RF:HB=INT(RS/256):LB=RS-(
256*HB)
70 CH=CH+RF+LF+HF:POKE SA+LF,LB:
POKE SA+HF,HB:NEXT
80 IF CH<>22054 THEN PRINT "*ERR
OR* RELOAD PROGRAM AND CHECK
{SPACE}FINAL LINE":END
90 IF VE=17165 THEN POKE SA+14,2
2:POKE SA+18,23:POKESA+29,224
:POKESA+139,224
100 POKE SA+149,PEEK(772):POKE S
A+150,PEEK(773):PRINT "{CLR}P
ROOFREADER ACTIVE"
110 SYS SA:POKE HI,PEEK(HI)+1:PO
KE (PEEK(LO)+256*PEEK(HI))-1,
0:NEW
120 DATA120,169,73,141,4,3,169,3
,141,5,3,88,96,165,20,133,167
130 DATA165,21,133,168,169,0,141
,0,255,162,31,181,199,157,227
140 DATA3,202,16,248,169,19,32,2
10,255,169,18,32,210,255,160
150 DATA0,132,180,132,176,136,23
0,180,200,185,0,2,240,46,201
160 DATA34,208,8,72,165,176,73,2
55,133,176,104,72,201,32,208
170 DATA7,165,176,208,3,104,208,
226,104,166,180,24,165,167
180 DATA121,0,2,133,167,165,168,
105,0,133,168,202,208,239,240
190 DATA202,165,167,69,168,72,41
,15,168,185,211,3,32,210,255
200 DATA104,74,74,74,74,168,185,
211,3,32,210,255,162,31,189
210 DATA227,3,149,199,202,16,248
,169,146,32,210,255,76,86,137
220 DATA65,66,67,68,69,70,71,72,
74,75,77,80,81,82,83,88
230 DATA13,2,7,167,31,32,151,116
,117,151,128,129,167,136,137

```




Lycocomputer Marketing & Consultants



COMMODORE SOFTWARE

Access:		Geopublish:	
Echelon	\$28.95	Geofile 128	\$29.95
Mach 128	\$29.95	Geofile 128	\$39.95
Mach 5	\$22.95		
Activision:		Broderbund:	
Maniac Mansion	\$23.95	Print Shop	\$28.95
Neuromancer	\$25.95	Print Shop Comp	\$22.95
Rampage	\$22.95	GraphicLib1,2,3,ea	\$15.95
		Carmen San Diego WI	\$22.95
		Carmen San Diego US	\$25.95
Berkeley Softworks:			
Geofile 64	\$29.95		
Geos 64 2.0	\$35.95		
Geos 128 2.0	\$39.95		

**Call for
New Titles**

ACCESSORIES

Surge Protectors:		Printer Interfaces:	
QVS PP-102	\$15.95	Xetec Jr.	\$35.95
QVS PP-112	\$15.95	Xetec Supergraphics	\$55.95
QVS PP-104	\$23.95	Xetec Gold	\$74.95
		MW 350	\$49.95
Diskettes:		Printer Paper:	
5 1/4 Disk Notcher	\$5.95	1000 sheet laser	\$16.95
Xidex 5 1/4 DSD	\$4.95	Banner Paper 45' Roll	\$10.95
Xidex 3 1/2 DSD	\$9.95		
Joysticks:		Drive Maintenance:	
Boss	\$12.95	5 1/4 Drive Cleaner	\$4.95
Bathandle	\$16.95	3 1/2 Drive Cleaner	\$4.95
I Controller	\$12.95		
3-Way	\$22.95		



• 180 cps
draft • 45
cps NLQ •
four resi-
dent fonts •
216x240 dpi resolution and
print pitches ranging from 3
to 20 cpi



NX-1000 II \$159⁹⁵

Star	
NX-1000 Color	\$209.95
NX-1000C	\$164.95
NX-1000C Color	\$209.95
NX-1000 Series II	\$159.95
NX-2410	\$279.95
Epson	
LX-810	\$184.95
LQ-510	\$319.95
FX-850	\$339.95
FX-1050	\$434.95
LQ-850	\$489.95
LQ-950	\$489.95



• 9-Pin personal printer •
EZ-Set operator panel •
adjustable push/pull trac-
tor feed • multiple paper
paths • 192 cps draft •
38 cps NLQ



KX-P1180 \$169⁹⁵ *
* Quantities Limited

Printer ribbons, cables, connections and accessories available for
all applications. Please Call.



• 120 cps draft
speed with im-
proved through-
put capabilities
• Built-in
variable-width tractor compact
design w/bottom paper feed
minimize space requiremnts.



120 D \$139⁹⁵

Citizen	
120 D	\$139.95
180 D	\$154.95
HSP-500	\$309.95
GSX-140	\$319.95
Brother	
1809	\$349.95
M1724L	\$519.95
1824L	\$469.95
Okidata	
Okimate 20w/cart	\$194.95
172	\$195.95
182 Turbo	\$229.95
183	\$219.95
320	\$329.95
321	\$459.95

COMMODORE UPGRADES

Excel FSD-2 + Disk Drive

100% Commodore 64C drive compati-
ble, the Excelerator Plus Disk Drive is
quieter, smarter, faster, and more
reliable than the 1541 and 1541C.
1-year warranty


\$139⁹⁵

MAGNAVOX



• 13" diagonal RGB/Composite
Color Display
• Green text switch
• Built-in tilt stand
• Interface cables included

CM8762 \$234⁹⁵



GoldStar

• 12" amber display
• 640h x 200v
• IBM and Commodore
compatible

2105 A \$79⁹⁵

MONITORS

Magnavox:	
BM7652 Mon. Comp	\$84.95
BM7622 Mon. Comp	\$84.95
CM8702 Color Comp	\$CALL
CM8762 RGB	\$234.95
Emerson	
3200 EM 12" Amber TTL	\$79.95
1400 EM 14" CGA	\$179.95
1405 EM 14" EGA	\$299.95
GoldStar:	
2105 A Composite	\$79.95
1410 CGA 14"	\$209.95
1420 EGA 14"	\$319.95
1430 VGA 14"	\$349.95

MODEMS


Cardinal:	
MB2400EX EXT 2400 Baud	\$99.95
MB1200EX EXT 1200 Baud	\$69.95
Everex:	
Evercom 12 (INT)	\$54.95
Evercom 24 (INT)	\$119.95
Evercom 24+ MNP	\$149.95
Evercom 24E+ MNP	\$199.95
Avatec:	
1200hc	\$69.95
1200hc	\$99.95
2400	\$129.95

HARDWARE

64C Computer:	\$CALL
C 128 D Computer Drive	\$CALL
1541 II Disk Drive	\$CALL
Colt PC	\$CALL
1670 Modem	\$CALL

64 Power Supply


The MW 701-A power
supply made by Micro
R&D features double fus-
ed systems, schematics,
and a one-year warranty.
Stay with the best, stay
with Micro R&D.



\$34⁹⁵



• Low error data transmission
and reception over standard dia-
lup telephone lines
• Hayes compatible with the
universally-accepted AT com-
mand set
• Automatic Data Standard
and Speed Adjust features



**MB2400EX
External Modem \$99⁹⁵**

"Our friendly sales staff can help with any questions you have!"

Why shop at Lycocomputer? Lycocomputer offers quality name brand computer products at prices 30% to 50% below retail. If you do not see the product you want advertised, call Lycocomputer toll free. **How do I know I will get the product I need?** Our marketing staff receives continuous formal training by our manufacturers. As thousands of people every week capitalize on our savings and services, we hope you too, will make Lycocomputer your first choice. **What about warranty or service?** Our Customer Service Department is available at (717) 494-1670 to assist you. We back all of our manufacturer's stated warranty terms. Before returning any item that appears to be defective, we ask that you call our Customer Service Department. **Will you rush an item to me?** We offer next day air, two day air, standard UPS, and postal international shipping services. Temporary shortages are normally filled within 10 days. **How do I order?** We have always accepted C.O.D. orders through UPS. Prepaid cash orders over \$50 are shipped freight-free. For orders under \$50, please add \$3 for freight. Personal and company checks require a 4 week waiting period. Visa, MasterCard and American express orders are accepted. For your convenience, but we cannot pass along the 4% discount offered for cash. Prices in this ad reflect cash prices. Purchase orders are accepted from Educational Institutions. We charge sales tax on deliveries in Pennsylvania. For APO, FPO, and international orders, add \$5 plus 3% for priority mail. Advertised prices and availability are subject to change. Simply send your order to Lycocomputer, P.O. Box 5088, Jersey Shore, PA, 17740. Or, call 1-800-233-8760 or (717) 494-1030. Not responsible for typographical errors.

Sales: 1-800-233-8760 or
717-494-1030
Fax: 717-494-1441
Hours: Mon.-Fri. 9a.m.-9p.m.
Sat. 10a.m.-6p.m.
Customer Service:
717-494-1670
Hours: Mon.-Fri. 9a.m.-5p.m.



ATTENTION EDUCATIONAL INSTITUTIONS:

If you are not currently using our educational service program, please call our representatives for details.

1-800-233-8760

Circle Reader Service Number 129



www.commodore.ca

ATTENTION GEOS USERS: THE WAIT IS OVER.

For everyone who's ever waited a tad too long for a GEOS screen to redraw itself or an application to load, congratulations. The wait is over. Your chips have come in.

The GEORAM expansion board—for both 64's and 128's—is here.

MORE MEMORY, LESS WAITING.


Developed exclusively for GEOS-equipped Commodores, these babies pack an unbelievable 512K of extra memory, which propels GEOS into light speed productivity. Accessories pop up in an instant. Screens redraw in a wink. And applications scream out in a frenzy as you whip them along with your mouse or joystick.

"An additional 512K of memory... is a really impressive upgrade... The usefulness of this becomes evident when using GEOS, as it can practically eliminate the... disk access you normally encounter."

—Run Magazine

Hard to believe? Believe it. GEORAM's disk transfer rate is literally 35 times faster than the 1541, 1571 or 1581 disk drive. Which has the industry chattering almost as much as when GEOS first arrived on the scene:

"The difference between operating... on a 640K machine instead of a 128K machine could be compared to flying a jet and walking. Tasks that would normally cause a delay while the



disk was accessed run at the speed of light..."

—Commodore Magazine

Pretty heady stuff. But every word of it's true. Because GEORAM stores everything electronically. Which means your Commodore doesn't waste time spinning magnetic disks searching for data.

That not only increases your machine's performance. It also increases yours. Because the time you used to spend waiting is being put to better use drawing, writing or doing any of the thousands of things you're using GEOS for.

"RAM expanded C-series machines... running under the GEOS kernel—are

nearly as fast and flexible as the powerhouse Mac's, ST's, Amigas and PC's!"

—Computer Shopper

So if you'd like to delete the delay, call us toll free at 1-800-888-0848 and order your GEORAM card today. You'll discover the difference in no time.

"It's the same GEOS, but unless you experience RAM expansion, you can't imagine the transformation... Some operations run a few seconds quicker, others (such as deskTop utilities) seem to appear before you select them... My RAM expander is the most cost-effective purchase I've ever made. Try one, and you'll never go back to magnetic media."


—Computer Shopper

The GEORAM Expansion Card. It may have been a long time coming, but it's definitely been worth the wait.

**Not available in retail stores!
No external power supply needed!**

*On top of the disk turbo speed you already get with GEOS. Mail orders: Send name, address, city, state, zip and phone number along with check or money order for \$124.95 plus \$4.95 for postage and handling, made payable to Berkeley Softworks (Do not send cash) to: Berkeley Softworks Fulfillment Center, 5334 Sterling Center Drive, Dept. G-8 Westlake Village, CA 91361. Allow two to four weeks for delivery.

GEORAM
1-800-888-0848
extension 1755

 **Berkeley
Softworks**

The brightest minds are working with Berkeley.

 **www.commodore.ca**

Circle Reader Service Number 157