

In Touch With Your Computer: Graphics Tablets And Light Pens

COMPUTE!'s GAZZETTE


\$2.50

July 1984 €

Issue 13 Vol. 2, No. 7

02220 £1.95 UK \$3.25 Canada

For Owners And Users Of **Commodore VIC-20**™ And **64**™ Personal Computers



Space Patrol

Good skill and judgment are your best defenses in this fast-action game for the VIC and 64.


Also In This Issue:

Home

Telecommunications:
Downloading

The Beginner's Corner

Plus Reviews, Games,
Tutorials, And New
Products




Ultrafont +

Create custom characters with this feature-packed machine language character editor for the 64.

Horizons 64

A close-up look at Commodore's SX-64 and a new kind of voice synthesizer.



Robot Math

An effective and fun educational program for children. For the

VIC and 64 www.commodore.ca



Dear Susan,

I've discovered something very exciting that I want to share with you. I've always thought assembly language was too complicated for me to learn and I've been doing all my programming in Basic, or buying software that doesn't do quite what I want. You know, Basic is just too slow for a lot of tasks, and I can't find ready made software to do those specialized things I want to do.

Well, I just bought Panther's C64 Assembler and I found out that assembly language is easier than I thought, and it's also fun.

The C64 Assembler is very "friendly" and the documentation is clear and well written. One very nice feature of the manual is a section for the neophyte assembly language programmer that really helped me understand how to use the machine.

Now I'll be able to write those programs myself instead of waiting for some software manufacturer to guess what I'm looking for! My programs will do exactly what I want, and I'll have fun writing them.

The dealer even told me that Panther is looking for good programs in assembly language, and they're willing to publish and pay royalties for useful programs which meet their standards.

As you know, I don't have any experience yet, so I can't compare assemblers, but Jim's seen it and he's a professional assembly language programmer. He says it's the easiest-to-use and the fastest assembler he's seen for any microcomputer. In fact, he said he's going to buy a Commodore 64 just so he can use it.


Come on over to my place when you have time and I'll show off the assembler for you, or go to the dealer down the street to see it. The whole Commodore community is excited about the C64 Assembler.

I've got to sign off now. I'm anxious to get back to my assembler and finish the program I'm working on. This is fun!

Let's get together soon.

Bob

The Assembler for the Commodore 64.



Commodore is a trademark of
Commodore Electronics, Ltd.

Commodore 64 disc retail price: \$59.95

Dealer Inquiries Invited
1-800-222-7105
In CA 1-800-821-7644


Panther Computer Corporation

12021 Wilshire Blvd. Los Angeles, CA 90025

 www.commodore.ca

WARNING:

Don't Play this Game.
(Habit Forming)



Commodore is a trademark of Commodore Electronics, Ltd.
VIC 20 is a trademark of Commodore Electronics, Ltd.

Commodore 64 disc retail price: \$29.95
VIC 20 cassette retail price: \$15.95

Dealer Inquiries Invited
1-800-222-7105
In CA 1-800-821-7644

Panther Computer Corporation

12021 Wilshire Blvd., Los Angeles, California 90025

www.commodore.ca

Strengthen your hand

with Superbase 64™

The complete information control system for the Commodore 64.

The World Famous Commodore 64.



No matter what your business or interest, with Superbase 64 you have a totally flexible 'record' system, as big as you want it, as fast as you need it.

Create your own formats, enter your records, change layouts and datafields.

Superbase gives you unrivalled control in home or office, business or professional practice, with a range of features including:

YOUR OWN RECORDS

- Design your layout using text, numeric, linking and key fields.
- Record size up to 1100 characters spread over up to 127 items.
- Number of records limited only by your equipment.
- As many databases as you want - each with up to 15 files.
- Learn fast through screens - then add your own notes.

FAST ACCESS

- Keyed records for high speed retrieval - 3 secs for any file size.
- Select and search for any name, date, description, number, date etc. in multiple combinations.
- Sort records into any order.
- Display selections or generate reports.
- Browse through records matching on any criteria.

TOTAL CONTROL


- Links to other programs and EASY SCRIPT for personalised mailings, high-quality letters, quotes, tables, etc.
- Effective management of invoices, addresses, stock, membership, appointments - any and every kind of record.
- English like commands for easy conversational programming, plus built-in BASIC.

DATABASE MANAGEMENT

- Easy to understand menus or alter length - no file rebuilding needed.
- Update files with automatic batch processing option.
- Calendar arithmetic for effective time management.
- Display quantities, values, totals, as you enter them.
- Formulae for on-screen result calculation.



Superbase 64™
Precision Software (USA), Inc.
Suite 11D
1675 York Avenue
NEW YORK
N.Y. 10128
(212) 410 3418





HOW FAR WOULD YOU GO TO BEAT J.R.TM AT HIS OWN GAME?

This year's hottest graphic adventure game puts you in the hot seat. If you're like most of us, you've probably sat in front of a television and cooled your heels watching J.R.TM walk all over family, friends, anyone who gets in his way.

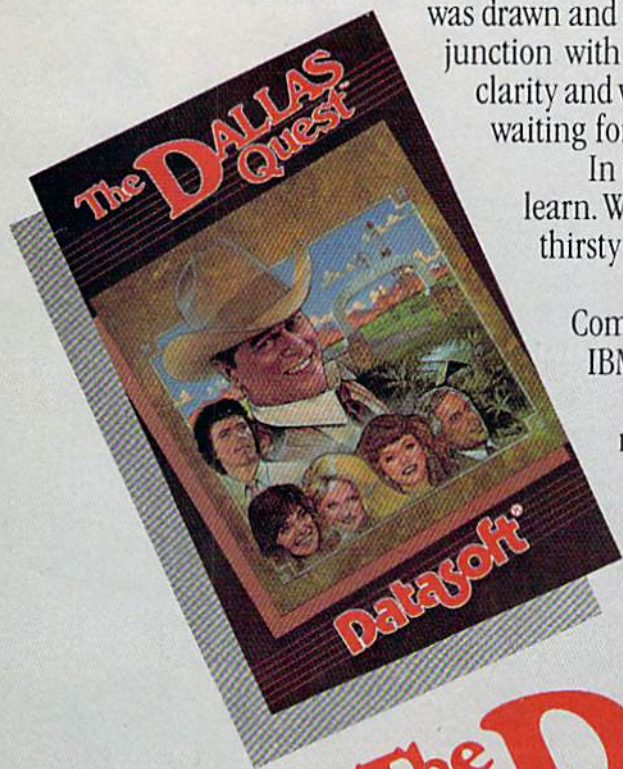
Now it's your turn to even the score. The Dallas QuestTM lets you write yourself into the script. And out of the country. The adventure takes you to hidden jungles deep in South America where primitive gods rule the land. Then back to SouthforkTM where money reigns supreme. As many as 40 scene changes over 2 continents test your logic, determination, grit and eventually greed. If you succeed in outwitting J.R.TM by securing a secret oil field for Sue Ellen, there's \$2,000,000 and her personal congratulations waiting for you.

From the opening to the closing scene you'll be captivated by the graphic realism. Each one was drawn and detailed by professional artists and developed in conjunction with the producers of "Dallas."TM The hi-resolution clarity and visual panning motions are only a few of the surprises waiting for you.

In the Dallas QuestTM, there's one thing you're certain to learn. Whether pursued by the power hungry J.R.TM or blood thirsty natives, it really is a jungle out there.

Available now for Atari and Commodore 64 Computers and coming soon for the Apple II Series and IBM PC and PC/JR. Suggested retail \$34.95.

Check with your local home computer software retailer for The Dallas QuestTM, and to learn of other great programs from Datasoft[®] send for a free consumer catalog.



The DALLAS QuestTM


Datasoft[®] is a registered trademark of Datasoft, Inc. [®] Lorimar, Dallas, J.R., Southfork, Ewing and The Dallas Quest are trademarks of Lorimar Productions, Inc. Created and written by Louella Lee Caraway and Phyllis Wagner. Game by James Garon. Licensed by Ziv International, Inc. © 1984 Lorimar Productions, Inc.

By
Datasoft[®]

19808 Nordhoff Place, Chatsworth, CA 91311 Phone (818) 701-5161

www.commodore.ca

BRUTAL! RUTHLESS! UNPREDICTABLE!



**IN THIS GAME,
YOU REALLY GET
THE BUSINESS.**

Okay, boss, now what do we do? Research & Development is working 'round the clock coming up with new products, the warehouse is overflowing, the advertising agency wants more money, your customers are fickle, and the competition just slashed their prices. We're all waiting for your decision.

Put yourself at the helm of this enterprising new software company. Every major decision is in your hands. Use your logic and intuition to spot market trends. Keep a close eye in your balance sheet. Get a grip on your company, a leg up on your competition, and a stranglehold on the market. Do you have what it takes to be King of Silicon Valley? Or will you end up selling apples on skid row?

Intense strategic challenge combined with a real education in the workings of big business make *In The Chips* one game anyone can profit from.

IN THE CHIPS.™ Concept Education for the VIC-20, Commodore 64, IBM PC and PCjr.



C R E A T I V E S O F T W A R E

"VIC-20" AND "COMMODORE 64" ARE TRADEMARKS OF COMMODORE ELECTRONICS, LTD. "IBM PC" AND "PCjr" ARE TRADEMARKS OF INTERNATIONAL BUSINESS MACHINES, INC. © 1987 CREATIVE SOFTWARE, INC.

FEATURES

In Touch With Your Computer: Graphics Tablets And Light Pens	Kathy Yakal	16	*
Inside View: The Designer Behind The Gibson Light Pen	Selby Bateman	22	*
Ultrafont +	Charles Brannon	28	64

GAMES

Beekeeper	Daniel Gray	42	V/64
Bonking Barrels	Bruce S. Gordon	50	V/64
Space Patrol	Salvador Alcántara	52	V/64

REVIEWS

Gridrunner II For The VIC-20	Todd Heimarck	56	V
Flexidraw For The Commodore 64	Daniel Feldman	61	64
International Soccer For The 64	Gregg Keizer	68	64

EDUCATION/HOME APPLICATIONS

Computing For Families: In Search Of A "Software"	Michael Jackson	Fred D'Ignazio	74	*
Robot Math	Bob Stewart		90	V/64
Commodore's New Speech Module: Magic Or Technology?	Betsy Byrne		92	*

PROGRAMMING

The Beginner's Corner: Quilt Squares	C. Regena	83	V/64
Machine Language For Beginners: What Is Machine Language?	Richard Mansfield	94	V/64
Power BASIC: Color Chart	Sheldon Leemon	110	V/64
Hints & Tips: Rescuing Programs From Tape Load Errors	Alan M. Wilson	121	V/64

DEPARTMENTS

Editor's Notes	Robert Lock	6	*
Gazette Feedback	Editors & Readers	10	*
User Group Update	Kathy Yakal	14	*
Simple Answers To Common Questions	Tom R. Halfhill	81	*
Horizons 64	Charles Brannon	98	64
Home Telecommunications: Downloading	Robert Sims	112	*
VICreations	Dan Carmichael	119	V
News & Products		125	*

PROGRAM LISTINGS

A Beginner's Guide To Typing In Programs	128	*
How To Type In COMPUTE!'s GAZETTE Programs	130	*
MLX: Machine Language Entry Program	131	64
The Automatic Proofreader	132	V/64
Bug-Swatter: Modifications And Corrections	133	V/64
Program Listings	134	V/64
Product Mart	156	*
Advertisers Index	160	*

*=General, V=VIC-20, 64=Commodore 64.

COMPUTE!'s GAZETTE is published monthly by COMPUTE! Publications, Inc., Post Office Box 5406, Greensboro, NC 27403 USA. Phone (919)275-9809. Editorial offices are located at 324 West Wendover Avenue, Greensboro, NC 27408. Domestic subscriptions: 12 issues, \$20. Send subscription orders or change of address (P.O. Form 3579) to Circulation Dept., COMPUTE!'s GAZETTE, P.O. Box 961, Farmingdale, NY 11737. Second class application pending at Greensboro, NC 27403 and additional mailing offices. Entire contents copyright © 1984 by COMPUTE! Publications, Inc. All rights reserved. ISSN 0737-3716.

COMPUTE! Publications, Inc., One of the ABC Publishing Companies: ABC Publishing, President, Robert G. Burton; 1330 Avenue of the Americas, New York, New York 10020.

www.commodore.ca

THE EDITOR'S

notes

I've asked Lance Elko, Gazette Editor, to contribute the Editor's Notes this month.

Robert Lock, Editor In Chief

In an upcoming issue, we'll be reporting on the Summer Consumer Electronics Show at which new Commodore products and a variety of third-party hardware and software for the VIC and 64 will be introduced. It will be interesting to see if Commodore has final versions of the 264 and the TED-16 (or C-16), a 16K version of the 264, ready to show.

Commodore plans to market various "flavors" of the 264. Some will have a built-in word processor, others will offer a spreadsheet or a built-in Logo. Commodore says that they can offer a machine with almost any application built in. This may be a little tricky to market, though. The TED-16 will be sold for under \$100, and can be upgraded to a 64K 264.

The 264 and TED-16 will be marketed as a new kind of computer. Until now, most home computers have had a hobbyist slant. The 264 may be targeted to people who merely want to use a computer, not program it. (This is the same audience Apple hopes to reach with its Macintosh). The large ROM capacity will support sophisticated applications on cartridge. This may be why Commodore is apparently unconcerned by the lack of sprites and the loss of the SID sound chip. We'll fill you in on the details in a future issue.

On another subject, those of you who take the time to fill out and mail the Editor's Feedback cards probably wonder

about their fate. Do they ever get read? Yes, every one of them. They're valuable to us because they establish a very useful two-way communication.

In surveying the responses we've received over the past few months, it's apparent that most readers are extremely happy with the GAZETTE. The most common responses to "What do you like best about COMPUTE!'s GAZETTE?" are: "I like the whole magazine," and "it's easy to understand."

But what do readers like least about the GAZETTE? We get a variety of answers to this question, a majority of them very specific in nature—and some contradictory. For example, "not enough for the VIC-20" and "not enough for the 64." Or, "too much educational material" and "not enough educational programs." With comments like these running nearly 50/50, it appears that our mix is meeting the needs of most of our readers.

The most common negative response until recently was "bugs." With the advent of the GAZETTE DISK and the resulting drop in typing load, we've heard much less about this particular programmer's curse. And those who continue to type in the programs have probably noticed a lower (in fact, almost nonexistent) incidence of bugs.

A number of readers have asked why we don't "grade" our reviews or "degrade" some products. Essentially, any product we review is, in our opinion, of merit. We feel that it's only worth your time and space in the GAZETTE to review products that are well designed. The market is flooded with products, and we'd rather tell you about

the good ones.

While the grading of products may be helpful to some readers, it is often unfair to the product. If you've ever read reviews of records you really like, only to see a thumbs-down or a poor grade, you probably wondered if the critic heard the same thing you did. The goal of quantifying a product with a letter or number grade is to be objective, yet it's often subjective and arbitrary. If we took a poll of our staff, we'd have a number of different answers. Describing the product, how it works, and sometimes how it compares to other similar products is the most honest information we can give to our readers.

On the lighter side, some of our readers have told us that what they like least is "spinach," "people who smoke when I eat," and "lack of TI coverage." I guess they have no real complaints.

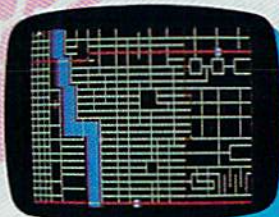
One reader asked if we plan to continue publishing quality programs ("Are there any left?"). In upcoming issues, we have slated a first-class machine language sprite editor, an 80-column simulator for the 64, some significant telecommunications software for the VIC and 64, and some other surprises.

We appreciate your comments and ideas. They're vital to the magazine, so keep them coming and, until next month, enjoy your GAZETTE.

Lance Elko
Editor



London Blitz



The streets of London are threatened with deadly V-1 rockets. You, as a member of Her Majesty's Royal Bomb Squad, must disarm each one before its timed fuse detonates. A variety of bombs with infinite defusing combinations make for endless nail-biting excitement.

A combination of logic, skill and a little luck is required in this highly-acclaimed computer masterpiece.

Cassette for Commodore 64*, \$20
Disk for Commodore 64*, \$25
Playing time: 20 minutes to 3 hours;
Intermediate complexity level



Legionnaire



The beat of barbarian war drums echoes through the valleys of Gaul; the crack legions of Imperial Rome are on the move. Outnumbered two-to-one by multitudes of heathen infantry and cavalry, you, as Caesar, must select your terrain and tactics carefully or face annihilation. Beautifully detailed scrolling map lets you examine the entire battlefield in this realtime game of ancient warfare.

Cassette for Atari* (16K) and Commodore 64*, \$35
48K Disk for Apple* II, II+ & IIe, \$40
32K Disk for Atari* Home Computers, \$40
64K Disk for Commodore 64*, \$40
Playing time: 20 to 45 minutes; Intermediate complexity level

A World of Games



microcomputer games®

A Division of The AVALON HILL Game Company
4517 Harford Road • Baltimore, Maryland 21214

These and many other fine Avalon Hill Microcomputer Games are available at leading computer game stores everywhere . . . or call Toll-free: 1 (800) 638-9292 for the name of a store near you. Ask for Operator W1.

* Trademarks of Apple Computers, Inc., Warner Communications, Commodore Business Machines and International Business Machines.

Panzer-Jagd




The endless Russian steppe trembles again with the rumble of invading panzers, and this time you are in command! Your units include platoons of Panthers and PzKw III's with infantry support, all maneuvering over an ever-changing battlefield map. Off-map artillery support is also available to help you combat the hordes of Russian units.

Not just an arcade shoot'em up, **Panzer-Jagd** requires careful tactical planning and, above all, a determination to win. Hi-res graphics and sound effects.

Cassette for Atari* (32K) and Commodore 64*, \$25
48K Disk for Atari* Home Computers, \$30
64K Disk for Commodore 64*, \$30
Playing time: 1-4 hours; Intermediate complexity level



T.A.C.



The wooded plains of Germany are furrowed once again by the steel monsters, the armored fighting machines of WWII. In this realistic tactical wargame, you choose your force from a variety of WWII era armor and infantry. Design your own scenario or select one of those provided and pit your German, British, American or Russian forces against that of a friend or play solitaire vs. your computer.

48K Apple* or Atari* Disk for \$40
64K IBM-PC* or Commodore 64* Disk for \$40
Playing time: 20 minutes to 1 hour; Advanced complexity level

Publisher Gary R. Ingersoll
Editor in Chief Robert C. Lock
Director of Administration Alice S. Wolfe
Senior Editor Richard Mansfield
Managing Editor Kathleen E. Martinek
Editor Lance Elko
Production Director Tony Roberts

Editors

Tom R. Halfhill, PC and PCjr Editor; Stephen Levy, Editor, COMPUTE! Books Division; Gail Walker, Production Editor; Ottis R. Cowper, Technical Editor; Charles Brannon, Program Editor; Selby Bateman, Features Editor

Assistant Editors

Dan Carmichael (Submissions); Gregg Keizer, Steve Hudson (Books); John Krause, George Miller (Technical); Todd Heimark, Robert Sims, Blake Lambert (Publications); Kathy Yakal, Editorial Assistant (Features); Randall Fosner, Assistant Managing Editor (Books)

Editorial Programmers

Patrick Parrish (Supervisor), Gregg Peele (Assistant), Jeff Hamdani, Tim Victor, Kevin Martin, Chris Poer

Programming Assistants

Mark Tuttle, David Florance, Kevin Mykytyn

Copy Editors

Juanita Lewis, Joan Rouleau

Proofreaders

Ethel Silver, Dwight Smith, Karen Uhlendorf

Administrative Staff

Vicki Jennings, Laura MacFadden, Julia Fleming, Susan Young

Production

Irma Swain, Production Manager; Janice Fary, Art & Design Director, Lee Noel, Assistant Editor, Art & Design; De Potter, Mechanical Art Supervisor; Terry Cash, Debi Thomas, Typesetting; Mindy Kutchei, Promotion Manager

Artists

Leslie Jessup, Cindy Mitchell (Publications), Debbie Bray (Books); Harry Blair, Illustrator

Associate Editors

Jim Butterfield (Toronto), Harvey Herman (Greensboro), Fred D'Ignazio (Roanoke)

Operations/Customer Service

Patty Jones, Subscriber Services Supervisor; Assistants: Chris Patty, Chris Gordon, Sharon Sebastian, Rosemarie Davis; Fran Lyons, Dealer Sales Supervisor; Assistants: Gail Jones, Sharon Minor, Rhonda Savage

Customer Service Staff

Dorothy Bogan, Supervisor; Judy Taylor, Lisa Flaherty, Anita Roop, Debi Goforth, Jenna Nash, Elizabeth White, Sybil Agee, Mary Hunt, Gayle Benbow, Betty Atkins; Jim Coward (Warehouse Manager), Larry O'Connor, Dai Rees, Jack McConnell, Eric Staley, Eddie Rice, Sam Parker, David Hensley, John Archibald; Mary Sprague, Mail Room Coordinator

Data Processing

Leon Stokes, Manager; Chris Cain, Assistant

Accounting

Paul J. Megliola, VP, Finance & Planning; R. Steven Vetter, Director, Finance & Planning; Robert Bean, Accountant; Assistants: Linda Miller, Doris Hall, Jill Pope, Pat Fuller, Susan Booth, Anna Harris, Anne Ferguson, Tracey Hutchins; Gregory L. Smith, Purchasing Manager

Advertising Sales

Ken Woodard, Director of Advertising Sales; Patti Williams, Production Coordinator; Bonnie Valentino, Accounting Coordinator; Joyce Margo, Production Assistant

Sales Representatives

Jerry Thompson 415-348-8222
Phoebe Thompson 408-354-5553
JoAnn Sullivan 619-941-2313
Ed Winchell 213-378-8361
Harry Blair 919-275-9809

Jules E. Thompson, Inc.
National and Canadian Sales Representatives
1290 Howard Avenue, Suite 303
Burlingame, CA 94010

Address all advertising materials to:

Patti Williams, COMPUTE!'s GAZETTE
324 West Wendover Ave., Suite 200, Greensboro, NC 27408

Sales Offices, The Thompson Company

New England	617-720-1888
Mid-Atlantic	212-772-0933
Southeast	919-275-9809
Midwest	312-726-6047
Texas	713-731-2605
Northwest	408-354-5553
Northern CA	415-348-8222 or 408-354-5553
Southern CA	619-941-2313 or 213-378-8361
Nevada, Arizona	619-941-2313
New Mexico	213-378-8361
Colorado	303-595-9299

COMPUTE! Publications, Inc., publishes

COMPUTE! **COMPUTE! Books** **COMPUTE!'s GAZETTE**
COMPUTE!'s PC & PCjr Magazine

Corporate Office:

324 West Wendover Ave., Suite 200, Greensboro, NC 27408

Mailing Address:

Post Office Box 5406, Greensboro, NC 27403

Telephone: 919-275-9809

Office Hours: 8:30 AM to 4:30 PM Monday-Friday

Chief Executive Officer Robert C. Lock

President Gary R. Ingersoll

Vice President, Finance & Planning Paul J. Megliola

Executive Assistant Debi Nash

Assistant Cassandra Robinson

Subscription Information

COMPUTE!'s GAZETTE Circulation Dept.
P.O. Box 5406, Greensboro, NC 27403

TOLL FREE
Subscription Order Line
800-334-0868
In NC 919-275-9809

COMPUTE!'s GAZETTE Subscription Rates

(12 Issue Year): US (one year) \$24. Canada, Mexico and Foreign Surface Mail \$30. Foreign Air Mail \$45.

The COMPUTE!'s GAZETTE subscriber list is made available to carefully screened organizations with a product or service which may be of interest to our readers. If you prefer not to receive such mailings, please send an exact copy of your subscription label to: COMPUTE!'s GAZETTE, P.O. Box 961, Farmingdale, NY 11737. Include a note indicating your preference to receive only your subscription.

Authors of manuscripts warrant that all materials submitted to COMPUTE!'s GAZETTE are original materials with full ownership rights resident in said authors. By submitting articles to COMPUTE!'s GAZETTE, authors acknowledge that such materials, upon acceptance for publication, become the exclusive property of COMPUTE! Publications, Inc. No portion of this magazine may be reproduced in any form without written permission from the publisher. Entire contents copyright © 1984, COMPUTE! Publications, Inc. Rights to programs developed and submitted by authors are explained in our author contract. Unsolicited materials not accepted for publication will be returned if author provides a self-addressed, stamped envelope. Where programs are included in an article submission, a tape or disk must accompany the submission. Printed listings are optional, but helpful. Articles should be furnished as typed copy (upper and lowercase, please) with double spacing. Each article page should bear the title of the article, date, and name of the author. COMPUTE! Publications, Inc., assumes no liability for errors in articles or advertisements. Opinions expressed by authors are not necessarily those of COMPUTE! Publications, Inc.

PET, CBM, VIC-20, and Commodore 64 are trademarks of Commodore Business Machines, Inc., and/or Commodore Electronics Limited. Other than as an independent supplier of quality information and services to owners and users of Commodore products, COMPUTE! Publications, Inc., is in no way associated with Commodore Business Machines, Inc., or any of its subsidiaries.

WordPro 3 Plus™/64

The #1 Selling Word Processor for the Commodore 64™

Now Includes
SpellRight Plus!

Spell Checking Program



WordPro 3 Plus™/64 and SpellRight Plus™ provide a total word processing solution for the Commodore 64™ which gives you:

- ★ Sophisticated Word Processing
- ★ Built-in Mail Merging for Form Letters
- ★ Math Functions for Column Totals
- ★ Fast and Complete Spell Checking via SpellRight Plus
- ★ A Super Value (two programs) for Only \$99.95!

WordPro and SpellRight are both specifically designed for the novice user with no computer or word processing experience whatsoever. And with over 40,000 WordPro versions sold, you can be sure that WordPro is a very sophisticated word processor loaded with powerful features including: Transfer, Insert, Delete, and Rearrange Text, Auto Page Numbering, Math Functions, Headers, Footers, Global Search and Replace, the Ability to Create Multiple Personalized Letters and Documents, and much more. WordPro can create documents of virtually any length and will print up to 165 columns wide. You get all of this PLUS fast and complete spell checking using SpellRight Plus!

SpellRight Plus locates and highlights misspelled words and then allows you to quickly correct the misspellings — improving the quality of your letters and reports.

And, best of all, WordPro and SpellRight's powerful arsenal of features can be put to use almost immediately — by even the novice user. So whether you're a student, professional writer, in business, education or a hobbyist, you'll quickly become a WordPro Pro!

Both WordPro and SpellRight Plus are also available separately at popular computer outlets nationwide.

Invest in the best... WordPro Plus. In a class by itself.

Professional Software Inc.

51 Fremont Street
Needham, MA 02194

(617) 444-5224
Telex: 951579

Dealer and Distributor inquiries are invited.

WordPro 3 Plus™/64 and SpellRight Plus™ are trademarks of Professional Software Inc.

The WordPro Plus Series was designed and written by Steve Punter of Pro-Micro Software Ltd.

SpellRight Plus was designed and written by Dwight Huff and Joe Spatafora of SpellMaster Systems, Inc.

Some printers may not support certain WordPro 3 Plus functions and/or require an interface. Please check with your dealer.

Commodore 64™ is a trademark of Commodore Electronics Ltd.

 www.commodore.ca

GAZETTE FEEDBACK

EDITORS AND READERS

Do you have a question or a problem? Have you discovered something that could help other VIC-20 and Commodore 64 users? Do you have a comment about something you've read in COMPUTE!'s GAZETTE? We want to hear from you. Write to Gazette Feedback, COMPUTE!'s GAZETTE, P.O. Box 5406, Greensboro, NC 27403.

Incomplete Disk Saves

When I save a program on my 1541, it sometimes saves incorrectly. Then, when I try to scratch it, it doesn't scratch correctly. Why am I having this problem?

Cyrus D. Bhathena

Although incomplete saves can stem from a number of problems, the problem you're having might be caused by improper closing of the saved file.

After the program is saved, the computer places a marker indicating the end of the file. This is done automatically by the operating system. However, every once in a while, a program is not properly closed. These are sometimes referred to as poison files, and if not properly attended to, can cause problems on that diskette.

To tell if the file was improperly closed, first load the directory (LOAD "\$",8), then LIST it. A file that is still open will be indicated by an asterisk next to the program name, as shown here.

```
0 "COMPUTES GAZETTE" CG 24
27 "PROGRAM 1" PRG
27 "PROGRAM 2" PRG
0 "PROGRAM 3" *PRG
610 BLOCKS FREE.
```

READY.

If you do have an open file on your diskette, don't scratch it. That is, do not try to purge it using the OPEN 15,8,15:PRINT#15,"\$0:filename" command.

The proper way to eliminate the file is with the VALIDATE command. After a diskette has been used for some time, the directory can become disorganized. This can be caused by repeated saves and scratches, which might leave many small, unused gaps on the diskette. The VALIDATE command is used to reorganize the diskette. Purging improperly closed files is part of the process.

To validate a diskette, type and enter the following command:

OPEN 15,8,15:PRINT#15,"V":CLOSE15

The disk drive should whir, spin a bit, then quit. If the diskette is full, the process may take a few minutes or so.

One important word of caution, though. The VALIDATE command will also purge random files and relative files. So, if you have any random or relative files on the diskette, don't use the VALIDATE command.

Also, there is a way to check if programs were saved properly. This is done with the VERIFY command. After saving a program in the usual way (SAVE "filename",8), type and enter: VERIFY "filename",8. The filename in both cases should be identical.

The VERIFY command compares the program in memory with the program on disk. It does this by comparing the two byte by byte, and if anything is amiss, an error will be indicated. If you get an OK after the verify, the save has been performed correctly.

Moving Sprites

I am a beginning programmer in the process of writing a game. I need to know how to move a sprite in all directions. I have referred to the Programmer's Reference Guide, but the instructions are vague.

Scott Cundiff


Moving the sprites on the 64 is done by POKEing values into memory locations 53248 through 53263. These 16 bytes control the positions of the eight sprites.

Each pair of memory locations corresponds to one sprite, the first byte being the X (horizontal) position, and the second the Y (vertical) position. For example, memory locations 53248 and 53249 are the bytes for sprite 0. 53248 is for the X position, and 53249 for the Y.

As an illustration, run the following program. It allows you to input positions for sprite 0 and demonstrates how the positions are changed.

```
10 XX=53248:POKE53280,0:POKE53281,0
20 POKEXX+21,1:POKE2040,192:POKEXX+39,1
30 PRINT"[CLR]ENTER SPRITE X,Y POSITIONS"
40 INPUTPX,PY:IF PX>255ORPX<0ORPY>255ORPY<0THEN30
60 POKEXX,PX:POKEXX+1,PY
70 GOTO30
```


NOW AVAILABLE FOR
COLECOVISION
AND
**COLECO
ADAM**



Finally, computer games you want your kids to play.

Spinnaker makes computer games kids love to play. But some of our biggest fans are parents.

Because on top of all the fun and excitement, our games have something more. True educational value. They help develop a child's learning skills, in all kinds of fun ways.

So Spinnaker games aren't just computer games. They're Learning Games.

They're written by top educators who know how to make learning fun. And by expert game programmers, who use colorful graphics, animation and sound to make our games so exciting, your kids may not even realize they're learning. They're having too good a time!

That's why children love us. And parents love us. And why we're already the leader in the field of home educational software.

So if you're looking for computer games that you'll like as much as your kids will, look for Spinnaker **Early Learning Games** (ages 3-8) and **Learning Discovery Games** (ages 6-12) at your local retailer.

Spinnaker. We're giving computer games a good name.



SPINNAKER
We make learning fun.™

Apple, Atari, IBM and ColecoVision are registered trademarks of Apple Computer, Inc., Atari, Inc., International Business Machines Corp., and Coleco Industries respectively. Coleco Adam and Commodore 64 are trademarks of Coleco Industries and Commodore Electronics Ltd. respectively. © 1984, Spinnaker Software Corp. All rights reserved.

www.commodore.ca

With the program running, enter 255,100 for the X,Y coordinates. Notice that setting the X position with 255 (the maximum value that can be POKEd into a single byte) only moves the sprite about three quarters of the way across the screen.

To move the sprite the rest of the way, one more byte has to be POKEd, location 53264. The eight bits correspond to the eight sprites, bit 0 being for sprite 0, and so forth. When the bit is on (1), the sprite will be positioned on the right quarter of the screen. When it is 0, the left three quarters of the screen will be used. To see how this works, POKE 53264,1 then rerun the program.

Secret Messages

In your program called "64 Electronic Notepad" (January), there was an option to enter two secret codes, but the codes were not printed to the screen. How was this done?

Vito L. Devenere

This was done by simply changing the character color (the color of characters printed to the screen) to the same color as the screen background. Here's an example of how it's done:

```
10 POKE53280,0:POKE53281,0:PRINT"{WHT}"
20 PRINT"{CLR}{DOWN}ENTER YOUR NAME,"":PRI
   NT"THEN PRESS {RVS}RETURN{OFF}"
30 INPUT"?{BLK}"; N$
40 PRINT"{WHT}{DOWN}YOUR NAME IS:"";N$
```

VIC users should leave out the first two POKes in line 10 and replace them with POKE 36879,8.

In this example, just before you are asked to enter your name, the character color is changed to black, the same as the background. You then enter your name, and the color is then changed back to white and printed.

Jumping Screens On The VIC

I've heard of many people having trouble with "jumping screens" when using a VIC on a Zenith System III TV.

Being a Zenith Dealer, I've run across this myself, and have an answer for your readers who may be experiencing the same problem.

Readers should ask their Zenith dealer or service department about a thing called a "vertical sync mode jumper." It's located on the Zenith 9-152 series module, and allows integrated vertical sync or "countdown sync."

Unplugging the 2H jumper and dressing it out of the way usually allows integrated vertical sync.

Mike Schurman

Thanks for the tip. We have, and continue to receive, many letters about the Zenith System III's in-

compatibility with some Commodore computers.

WordPro 3 And 1526 Incompatibility

I'm the owner of a Commodore 64 and a 1526 printer, and I'm having trouble using WordPro 3. It doesn't seem to work with the 1526. I've tried all of the printer arrangements, but to no avail. Do you know of a fix for this problem?

Rodney Ward

The earlier versions of WordPro 3 Plus/64 are incompatible with the 1526 printer. A spokesman for the company stated that the problem revolves around the different internal timing of the 1526 printer. The spokesman also stated that as soon as they became aware of the incompatibility, the program was updated. The updated versions (now being offered) should work with the 1526.

As for those of you who have the old version, don't despair. On request, Professional Software will send you an update program. This should solve any problems you may be encountering while using WordPro 3 with the 1526. For further information, contact:

Professional Software Inc.
51 Fremont St.
Needham, MA 02194
(617) 444-5224

Spinning Disks

I have a 1541 disk drive. Is it OK to remove the diskette while the drive is still spinning but after the red light has turned off?

Dwight A. Albright

A Commodore representative says it's best to let the drive stop spinning first. Although the read/write head is disengaged when the door is opened, the spinning drive may still present a problem.

Opening the door and removing the diskette while the drive is turning could do damage. Pulling the diskette across the spinning hub—the part that spins the diskette—could do damage.

All in all, it's safer to wait those few extra seconds and let the drive stop before opening the door.

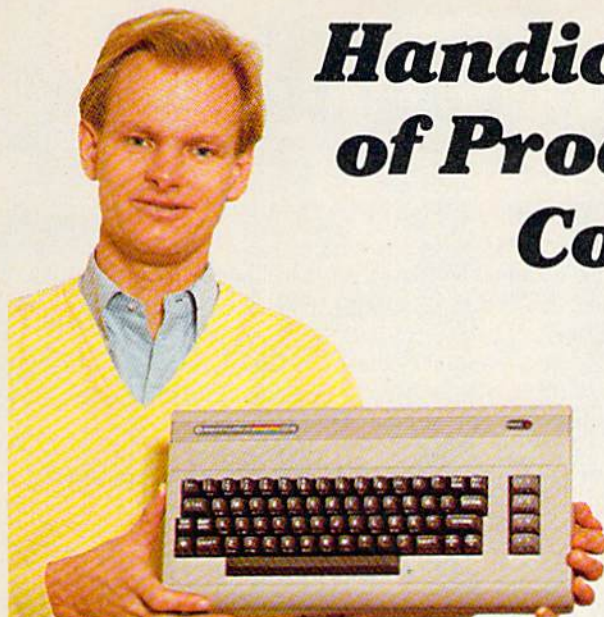
Cloning Joysticks

Is it possible to use an Atari-type trackball on the VIC? Both computers seem to have the same type of plug.

Joe Wiebe

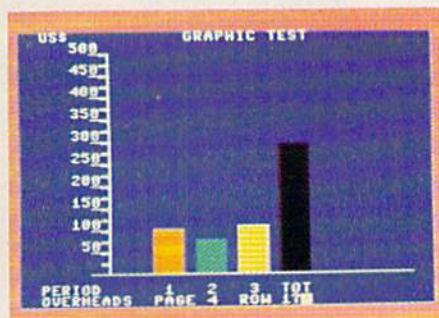
Yes, it is. Both the Atari computers and the VIC and 64 have the same type of nine-pin joystick plugs. Atari trackballs and joysticks work fine on the VIC or the 64—and vice versa. Atari paddles can also be used on the VIC or 64, but they won't be as responsive as Commodore paddles. ☺

Handic – A Complete Line of Products to Keep Your Commodore 64 Busy – Everyday!



Handle your home budget, stock portfolio, loans and mortgages with Calc Result

Calc Result Easy is a simple-to-use spreadsheet program for the Commodore 64. It includes 254 lines x 64 columns, built-in graphics, and flexible printout formats. Plug-in cartridge... just plug it in and it's ready. Perfect for cash flow analysis, personal net worth, IRA analysis, travel expenses, credit card expenditures, gas and electricity bills, etc.



Calc Result Easy \$49.95

Calc Result Advanced gives you 32 pages of interrelated information. The three-dimensional feature allows you to consolidate calculations in summary format. Calc Result Advanced comes on plug-in cartridge and disk. Disk drive required.

BUDGET		1983		1984	
PERIOD		1	2	3WHOLE Y	
SALES A	150	150	150	450	
SALES B	300	275	350	925	
TOTAL S	450	425	500	1375	
EXPENSES					
Salaries	95	95	100	290	
Rent, 1	25	35	25	105	
Admin	60	45	50	155	
Market	25	20	20	65	
ALL DIR	215	200	205	620	
CONTR	245	240	295	780	
OVERHEAD				0	
NET PRO	NA	NA	NA	0	
PROFIT	NA	NA	NA	0	

Calc Result Advanced \$99.95

A complete database for the home

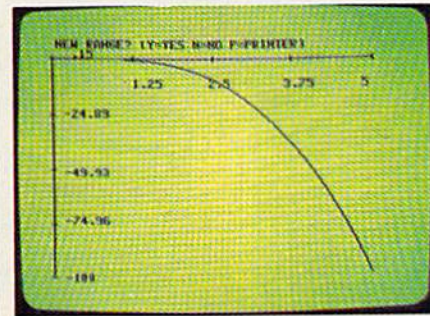
Addresses, telephone numbers, appointments, birthdays, or records—whatever you want to remember—put it on DIARY, an electronic notebook for home use. DIARY comes on a plug-in cartridge. It's easy to use and easy to learn, giving you the flexibility to design a personal calendar or address book.



Diary \$29.95

Turn statistical information into graphic format

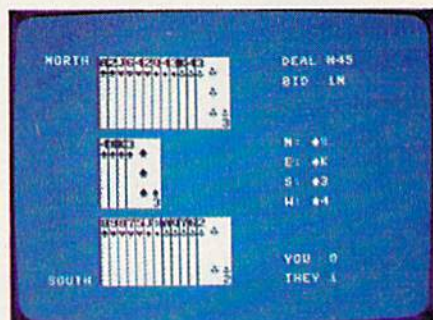
GRAF 64 converts mathematical functions into graphical analysis on the Commodore 64. An ideal program for studying math. Define a function, set the limits of an axis, plot a graph and display the extreme points, intersection values, etc.



Graf 64 \$29.95

Develop your bridge skills

Whether you're an experienced bridge player or a beginner, polish your skills or learn the game with BRIDGE 64. Play North-South, then switch to East-West in the same deal, the return to that deal again and test your skill with a different strategy.



Bridge \$39.95

Handic—for the broadest range of Commodore products

As the largest independent developer of Commodore software and accessories, Handic's broad range of business, education and recreation products are designed exclusively for the Commodore user who demands quality and reliability.



For more information and a catalogue of our products, see your nearest Commodore dealer, or call us direct.

handic

software

Handic Software, Inc.
Fellowship Business Center
520 Fellowship Road, B 206
Mount Laurel, NJ 08054
Phone (609) 663-0660

© 1985 Handic Software, Inc. All rights reserved. www.commodore.ca

User Group Update

Changes

The new address of the Mid-Missouri Commodore Club is now 780 East Park Lane, Columbia, MO, 65201, (314) 474-2868. Contact person is Jim Whitacre.

The VIC Software Development Club of Sewell, NJ, is no longer in existence.

The new address for the 64 Club in Baton Rouge, LA, is 5200 Corporate Blvd., Baton Rouge, LA, 70808, (504) 925-5870. Contact person is Tommy Parsons.

The Southeast Houston (TX) VIC User Group is no longer in existence.

The address for the C-64 User Software Exchange Resources (U.S.E.R.S.) is P.O. Box 4022, Rochester, NH, 03867. No calls, please.

The new contact person for Eight Squared in Mt. Holly Springs, PA, is Mindy Skelton. The new telephone number is (717) 486-3274.

North Valley Commodore User's Group

Jim Banks
P.O. Box 1925
Chico, CA 95927
(916) 343-4611

Rocky Mountain Commodore Club

Ray Brooks
P.O. Box 377
Aspen, CO 81612
(303) 923-5037

Fairfield County Commodore User Group

Kenneth H. Hottes, President
P.O. Box 212
Danbury, CT 06810

Commodore Users Group of Stratford

Dan Kern-Ekins
P.O. Box 1213
Stratford, CT 06497
(203) 377-8373

Newark Commodore Users Group (NCUG)

Bob Black
210 Durso Drive
Newark, DE 19711
(302) 737-4686

The Brandywine Users Group (BUG)

Joe Fitzpatrick
P.O. Box 10943
Wilmington, DE 19850

The Commodore Advantage

Deanna Owens
P.O. Box 18490
Pensacola, FL 32523
(904) 456-6554

The Commodore Bardstown User Group (C*BUG)

Patrick Kirtley
P.O. Box 165
Bardstown, KY 40004
(502) 348-6380

MUMPS Users' Group

4321 Hartwick Rd., Suite 308
College Park, MD 20740
(301) 779-6555

Wicomico C-64 Club

Samuel C. Smullen
1306 Hamilton St.
Salisbury, MD 21801

Commodore VIC-20 User Group

Patrick Rooney
63 Whitman St.
Malden, MA 02148

Columbus Commodore 64 Club

Jim Gregory
407 East Gaywood
Columbus, MS 39702
(601) 328-8589

The Alliance Commodore Computer Club

M. Sallee
1629 Boise
Alliance, NE 68301

Hudson County Commodore Users Group

Dave Westphalen
308 Palisade Avenue
Union City, NJ 07087

Jersey Shore Commodore Users Group

(Covering Ocean and Monmouth counties)
(201) 542-2113

The Southern New Mexico Commodore User's Group

Scott Gardenhire
2265 N. Dona Ana Road
Las Cruces, NM 88005
(505) 523-5336

Commodore 64 User Group

Sam Soltan
67-42 Harrow Street
Forest Hills, NY 11375

Upstate Commodore User Group

Chris P. Johnson, Pres.
P.O. Box 5242
Arnot Mall
Horseheads, NY 14844

Merrick Commodore Club

2158 Vine Drive
Merrick, NY 11566
TTY: (516) 868-4835
(Ask operator about TTY non-voice calls)

Oswego 64 Users

Dr. John R. Boronkay
208 Park Hall
Dept. of Industrial Arts & Technology
State University College
Oswego, NY 13126
(315) 341-3010

Commodore SIG Computer Club of Rockland

Peter Bellin
P.O. Box 233
Tallman, NY 10982
(914) 357-8941

Mohawk Valley Commodore User's Group

William A. Nowak, Pres.
P.O. Box 343
Tribes Hill, NY 12177
(518) 829-7576

Wilmington Commodore Users Group (WCUG)

Terry M. Brown
409 R.L. Honeycutt Drive
Wilmington, NC 28403
(919) 799-5041

Commodore 64 Users Group (CUG)

Jeff Eklund
702 Park Avenue, NW
New Philadelphia, OH 44663
(216) 364-6158

Mid-Ohio Commodore User's Club

French Ball
Box 21
Nova, OH 44859

Worldwide Commodore Users Group

David L. Walter
P.O. Box 337
Blue Bell, PA 19422

The Executive Touch (E.T.)

Patricia Watkins
Commodore C-64 and VIC-20 Users Group
208 Hwy 15
Myrtle Beach, SC 29577
(803) 448-8428

The Charleston Computer Society

Jack A. Furr, Jr.
P.O. Box 5264
N. Charleston, SC 29406
(803) 747-0310
BBS 747-6981

Society of Computer Owners and P.E.T. Enthusiasts (SCOPE)

Gary Stevens, Pres.
P.O. Box 3095
Richardson, TX 75083
(214) 475-4057

The Woodlands Commodore Users Group

Andrew Gardner
3 Splittrock Road
The Woodlands, TX 77380
(713) 292-8987

Comm Bay 64

Jeff Schroeder
2589 Haven Road
Green Bay, WI 54303
(414) 434-1619

Outside The U.S.

Cairns Commodore User's Group

Walter Kindt
22 Traders Lane
Cairns, Queensland
4870, Australia

Guelph Computer Club

A. Holman
38 Cheltonwood
Guelph, Ontario
Canada N1E 4E3

VIC, 64, Apple Users Group

Warren Robertson
42 Kenninghall Blvd.
Mississauga, Ontario
Canada L5N 1J4

Overseas Commodore User's Group


SFC Carroll P. Daniels
HQ, 7th Medcom Box #1
APO, NY 09102

Christchurch Commodore User's Group

John Kramer
P.O. Box 15-024
Christchurch 8000
New Zealand

Commodore Club

Wandel Joh
Machern STR. 8D
645 Hanau-7
West Germany



Commodore 64TM Owners, Relax...

with Mirage Concepts software




Mirage Concepts has mastered the art of uncomplicating software. Before you buy—we help you determine which Mirage Concepts package will meet your need. No guesswork! With your purchase comes a menu-driven program ranked by independent evaluators nationwide as among the finest available. Relax as you learn how to operate your program with clear, concise tutorials written by professional writers... not programmers. For consultation on your special questions, technical support personnel are standing by on a toll-free basis.

For Brochures, Support
and Information, Call...

(800) 641-1441

In California, Call...

(800) 641-1442



DATABASE MANAGER, \$89.95

- 100% Machine Language • Free Form Design • Sort On Any Field • Calculated Fields
- Interfaces to W.P. • Record Size = 2,000 Characters

ADVANCED REPORT GENERATOR, \$49.95

- Companion to Database • Totals and Subtotals • Field Matching • Expanded Reports
- Sorting (Up & Down) • Calculated Fields

WORD PROCESSOR, Professional Version \$89.95

- 80 Col w/o Add'l Hdwr • 100% Machine Language • Spelling Checker (30,000 Words)
- Over 70 Single Keystroke Commands • Printer Command File • Interfaces to Database

WORD PROCESSOR, Personal Version \$39.95

- 100% Machine Language • True Word Wrap • Printed page/line/character counters
- Right Justify, Center • Printer Command File • Interfaces to Database

MIRAGE CONCEPTS, INC.

2519 W. Shaw Ave., #106 • Fresno, CA 93711

TM—Commodore 64 is a Registered Trade Mark of Commodore Electronics, Ltd.

 www.commodore.ca

In Touch With Your Computer: Graphics Tablets And


Kathy Yakal, Editorial Assistant

How many times have you wanted to jab a finger at your computer screen to indicate your choice from a menu? Or, after hours of trying to finish the title screen of a game have you been tempted to take a magic marker and draw in the curling tail of the sea monster whose detail eludes you? New input devices—graphics tablets and light pens—make that kind of interaction with your computer possible.

Think of the first time you ever saw an illustration on a computer screen, then looked at the program listing that created it. You may have been overwhelmed by the pages and pages of DATA statements and foreign-looking code that it required.

On the other hand, you may have been underwhelmed, thinking that so many lines of commands could surely produce something a little more impressive than a crude-looking spaceship being chased by what looks like Chicken McNuggets.

However seasoned the programmer, creating detailed illustrations in a program still takes long hours, a good amount of programming knowledge, and plain hard work. The reason is



Light Pens



that, until recently, the only way to communicate with computers was by typing in the correct combination of numbers, letters, and symbols on the keyboard.

New input devices—graphics tablets and light pens—have changed that.

Technically, these devices are not new. Some have been used for years in higher-level applications by people like industrial designers. And though they haven't exactly flooded the home computer market, consumers and soft-


ware publishers are beginning to take notice of their potential applications.

Graphics tablets and light pens, like the keyboard itself, are simply input devices, ways for you to communicate with your computer. Instead of typing in a command or moving the joystick back and forth, you touch your finger or a stylus to the surface of the graphics tablet, or point the light pen at the desired spot on the screen.

What that desired spot is depends on the kind of software you're using. Graphics tablets and light pens, in tandem with the appropriate software programs, can basically do two things: draw pictures and select options in menu-driven software.

Any discussion about graphics tablets and light pens without an almost simultaneous discussion about software is useless. These input devices make no sense without software. So let's walk through our first few minutes with a graphics tablet. We'll use the *PowerPad*, by Chalkboard, as our example.

The *PowerPad* is probably the largest graphics tablet around. The pad itself measures 12 x 12 inches; its housing brings the total dimensions to 20 x 17 inches. One end of the cord is inserted via a modular



The Koalapad can be used for a number of business and home applications.

phone-type jack into the pad; the other end plugs into port 1 on the Commodore 64.

Once everything is connected and the computer turned on, it's time to load some software. Chalkboard currently offers 14 different packages.

you want on either the keyboard or staff on the overlay. *PowerPad's* unique multisensor technology (the pad can sense and respond to more than one touch at a time) lets you create harmony.

MicroMaestro does not

then—maybe even entice someone who is not prone to doodling.


One of the initial software packages produced for Koala Technologies' *Koalapad* is *KoalaPainter*, a comprehensive painting, drawing, and graphics program. After drawing a picture, you can choose from several colors and textures to fill in different areas of the illustration.

Kids' stuff? Not entirely. Granted, bypassing the keyboard opens up computing to a much younger set. But graphics tablets can be used to move text in a word processing program, design a spreadsheet or bar graph, create patterns for wallpaper and fabrics, even map out floor plans for buildings. The *Koalapad* can be programmed to operate as a set of up to 36 special function keys with custom overlays, which makes it possible to run business and financial programs without using a traditional keyboard.

Though drawing pictures on a graphics tablet may come quite naturally, some people criticize them because of the spatial problem: You have to keep looking back and forth from the tablet to the screen.

Light pens allow you to interact directly with the screen. Like graphics tablets, they're used to draw and point, but the drawing and pointing are done directly on the surface of the screen. "The good thing with a light pen is that you can see what you're doing," says Matthew Hock, a software designer for Futurehouse, manufacturers of the *Edumate Light Pen*.

A light pen looks much like an ordinary pen with a cord attached that plugs into a user port on the computer. Some have "switches," buttons that must be pressed to activate the light pen. Others require that you hold down a key on the keyboard.



Using a PowerPad and MicroMaestro software, this child can compose and play music.

Called *Leonardo's Library*, this series offers learning in a number of subject areas, like music, mathematics, visual arts, science, language arts, and social studies applications.


Each program comes with a Mylar keyboard overlay which, depending on the software, turns the *PowerPad* into an artist's canvas, a piano keyboard, a LOGO-language package, even a programming kit to create new software using the *PowerPad*.

Let's load a music program, *MicroMaestro*. The overlay contains a partial keyboard, a musical staff, and several command notations. The computer screen looks similar; it, too, shows a keyboard and staff. To compose music, simply touch the notes

force you into a strict 4/4 time. It remembers pauses and synchopation, playing the music just as you composed it.

But what's probably most exciting about touch tablets is their graphics applications. You may have seen examples of art programmed on a computer, but those high-tech masterpieces require a tremendous amount of programming skill and artistic ability. Not many of us have those qualities, especially in that combination.

Graphics tablets bring computer-generated art to the masses. They can't necessarily make someone a better artist, but they provide a different medium for anyone who likes to do a little drawing now and



The world's fate is in your hands.



Picture yourself as the world's greatest super-agent, Graham Crackers.

You must go undercover and sneak into an enormous art museum. Incredibly, it's a front for an international terrorist organization!

Your secret mission is to heist all the artwork in search of a classified microfilm. If you don't carry it off in time, the world is doomed!

Grab the keys to the 90 fiendishly boobytrapped rooms (144 in Apple). Brave the multitude of heart-stopping dangers as you make your

tortuous way through the deadly rooms. Test your cunning against overwhelming odds!

Chilling suspense and unknown terrors await you behind every door. You must evade man-eating robots, monstrous stompers, sweeper drones and tons of falling boxes — and make death-defying leaps from moving platforms.

Only your artful handling of this dangerous assignment can save the world from destruction!


For Apple II & IIe, IBM PC & jr, Atari, Commodore 64, ColecoVision & Adam.

©1984 by MicroLab, Inc. The Heist is a registered trademark of MicroLab, Inc. Apple II & IIe, IBM PC & jr, Atari Commodore 64, ColecoVision & Adam are registered trademarks of Apple Computer, Inc., IBM Corp., Atari, Inc., Commodore Electronics, Ltd. and Coleco Industries, Inc., respectively.

micro fun

THE COMPUTER ENTERTAINMENT DIVISION OF MICROLAB, INC.

2699 Skokie Valley Road, High Ridge, IL 60036 (312) 483-7550 www.commodore.ca



This illustration was drawn using the Edumate Light Pen and Futurehouse's graphics package, *Peripheral Vision*.

Like graphics tablets, light pens have many home and business applications. They're especially appropriate for choosing options in menu-driven software. But some of the graphics software that's been designed for them may lure even the most unartistic person to draw a picture of her black cat and see what she would look like with a paisley coat.

Futurehouse, Inc., has developed such a package. Called *Peripheral Vision*, it is an advanced graphics package that can be used with the *Edumate Light Pen*.

Peripheral Vision works much like graphics software for touch tablets. Banners illustrating user options run across the top and bottom of the screen. To select an option, you touch the light pen to it, then move to the drawing portion of the screen to start your illustration.


If you just want to do a freehand drawing, you first select one of six brush stroke widths, pick up one of the 15 different colors, and draw. If you want to fill in your picture, you can pick up one of the 35 predefined textures (or create your own) and touch the light pen to the area you want filled in. It's not necessary to move the pen back and forth, like you would if you were painting with a crayon or paintbrush: The area

fills in automatically.

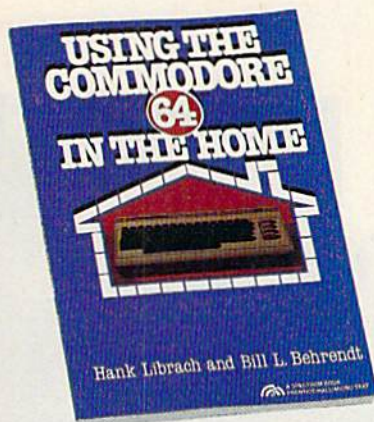
For more advanced designs, *Peripheral Vision* offers several options. The zoom feature allows you to focus on a very small space and design very intricate detail. If you need very exact circles, triangles, rectangles, or even straight lines, *Peripheral Vision* lets you set the defining points, then draws them for you in perfect geometric shape. There's even a mirror mode, in which everything you draw will be mirrored in a horizontal and vertical direction for a kaleidoscope effect.

When you've completed your design, you can save it to disk or make a printout.


If you're interested in experimenting with a graphics tablet or light pen, you're pretty much restricted to software packages published by the manufacturer of whichever one you purchased. Here again, compatibility is the real bugaboo. The makers of graphics tablets and light pens are expanding their own lines of software, but there have not been any major steps in the direction of standardization for these new input devices.

If the market responds favorably, software packages may someday have stickers that say, "For the Commodore 64. Graphics Tablet or Light Pen Required." 


Prentice-Hall speaks a Commodore language other publishers have forgotten. **English.***




USING THE COMMODORE 64 IN THE HOME by Hank Librach and William Behrendt. Home of the future! Twenty original programs for check book keeping, loan payments, family nutrition, education, games, and much more. Book/disk available. \$10.95




MUSIC AND SOUND FOR THE COMMODORE 64 by Bill L. Behrendt. How to use the Commodore 64's Sound Interface Device and how to write programs that match the sounds of various band instruments. \$14.95



SPRITE GRAPHICS FOR THE COMMODORE 64 by Sally Greenwood Larsen. Shows how to produce high resolution, color, animated graphics. Twenty-five ready-to-run sample programs. \$15.95



COMMODORE 64/VIC 20 BASIC by Richard Haskell and Thomas Windeknecht. A top-down programming guide, complete with examples illustrated by video screen photos, that introduces the beginner and advanced user alike to the concepts—and actual writing—of programs in BASIC. \$13.95



EASY INTERFACING PROJECTS FOR THE VIC-20 by James Downey, Don Rindsberg, and William Isherwood. Dozens of interfacing projects written in BASIC and specifically designed to maximize the VIC-20's power. \$12.95



INTRODUCING COMMODORE 64 MACHINE CODE by Ian Sinclair. This clear, step-by-step intro to programming in machine language also includes sophisticated applications in fast moving graphics and games. \$12.95

PRENTICE-HALL BOOKWARE™/THE LEADER IN COMPUTER PUBLISHING

For more information about our computer books and software, write to us at the address below. Dealer inquiries welcome.

Prentice-Hall, General Publishing Division, Englewood Cliffs, N.J. 07632

* We guarantee that all our guides are easy to read and simple to apply without the aid of a reference library, a computer salesperson, or a niece who just graduated from V.M.I.

www.commodore.ca

Steven Gibson

The Designer Behind The Gibson Light Pen

Selby Bateman, Features Editor

Steven Gibson is writing a name for himself—in lights—as a leading designer of micro-computer graphics software. With his new Gibson Light Pen System, the 28-year-old programmer appears to have another winner.



Steven Gibson demonstrates some of the graphics capabilities of his Gibson Light Pen system, available for the Commodore 64 this summer.

Steven Gibson leans back in a deck chair, gazing absently at the ceiling, and a smile breaks out from under his neatly trimmed moustache.


"I was sitting one morning in a JoJo's Restaurant, thinking about how I could handle symbols. And suddenly this idea of overlapping cards hit me. On a napkin, I drew four overlapping squares. I said, 'Ahhh, that's it!'"

Gibson stretches forward suddenly; his gaze more focused as he recalls this particular step in the development of his new light pen system. "I ran back to the office. And because of the

Pentrack Language I had written as a foundation, I had the concept working in about ten minutes."

The screen card-selection format Gibson developed and refined is but one feature in the Gibson Light Pen package, a versatile set of graphics programs which will be available for owners of Commodore 64 computers by mid-July.

First demonstrated last January at the Winter Consumer Electronics Show (CES) in Las Vegas, the Gibson Light Pen attracted immediate attention. Gibson perched on a raised platform as computer dealers and members of the press

A Commodore 64 computer system is shown on a desk. The monitor displays the text 'THE HOME ORGANIZER™ SERIES'. To the left of the monitor is a green stuffed rabbit. To the right is a Muppet character (Ernie) sitting on a stack of books. A baseball is on the desk near the keyboard. Other items include a camera, a small car, and a beehive in the background.

THE HOME ORGANIZER™ SERIES

Finally... software that makes your Commodore 64 feel comfortable at home

Now your home computer can help you cook, keep your accounts, find an address or keep track of your record and book libraries—with first-class software specially tailored for the home environment.

The Home Organizer™ series includes a wide range of separate and individual programs for different activities like stamp collecting, personal banking, or home photo and movie collections. Each one is pre-programmed with a "page" format planned out by experts to make it easy for you to store and retrieve the information you'll want for your special activity. You don't have to program anything yourself. Just load the disk and start feeding in your data.

If you're used to run-of-the-mill home computer software, the speed and simplicity of the Home Organizer™ series will surprise you. Each program is written entirely in "machine language", the most basic computer code. So they search, sort and analyze your data with amazing speed.

The Home Organizer™ is fast enough to sort through your household belongings in seconds, yet so simple the children can use it to look up a phone number. Choose any or all program modules that fit your needs. They make ideal gifts, too!



BATTERIES INCLUDED

"Excellence in Software"

For a full color brochure write to:

Batteries Included, 186 Queen Street West, Toronto, Canada M5V 1Z1 (416) 596-1405 / 3303 Harbor Blvd., Costa Mesa, CA 92626 (714) 979-0920

www.commodore.ca

COMMODORE 64 IS A REGISTERED TRADE MARK OF COMMODORE BUSINESS MACHINES

crowded around to watch him put the system through its paces on an Apple computer.

Wielding the small, black pen, Gibson quickly drew several floor plans on the screen with one piece of the system's software. Later, he made sketches, duplicating several designs and magnifying others for detailed refinement. At each step, easy-to-understand icons—pictorial symbols—offered a wide range of directions and options.

For \$99.95, Commodore 64 owners will be able to get the light pen; the Pentrack Language System, a graphics programming language; and three software packages:

- *Pen Painter*, a color graphics program featuring free-hand drawing, elastic geometric shapes, and color-fill patterns. The software features Macintosh-style icons.

- *PenAnimator*, an introduction to animated computer graphics, which allows you to create up to 20 frames of animation that can run on your computer screen fast enough to produce the sensation of motion.

- *PenMusician*, an introduction to music composition, which lets you set, edit, and play back notes on a musical staff by using the light pen.

Koala Technologies, which markets the package, also plans to release another Gibson Light Pen program for the 64 later this year, called *PenDesigner*. This is a black-and-white line-art program for technical or business-oriented graphics, which will let you develop floor plans, engineering diagrams, flow charts, and landscape architecture. The software supplies templates, with such images as furniture, bushes and trees, and engineering symbols, which may be moved, saved, and magnified for detailed work.

Gibson has been working with light pens for some time. He developed the first Apple-compatible light pen in 1980, and has since created a light pen for Atari. The new Gibson Light Pen System is already available for the Apple II family and IBM's PC and PCjr.



The Gibson Light Pen System allows you to grid draw, stipple, cross hatch, and create patterns with geometric figures on a color palette, among other features. It will be available for the Commodore 64 by mid-July.

Gibson is surprised at how far graphics software has come in just the last five years, despite the fact that much microcomputer hardware has stayed relatively the same.

"Which to me means that the determining factor has been how high do you want to reach? What are your expectations? What are users satisfied with? We could have done five years ago what we're doing today, but we just didn't know how. We were just not sophisticated.

"To some degree, it's been a matter of learning the machines better. And on the newer machines—the Commodore 64, the Atari—there is more powerful hardware, which gives the programmer more to work with," he says. "But in general, it seems that it's more of a philosophical difference that has occurred and which really sets the pace for what kind of applications software gets written."

The development and growing popularity of icon-based software menus in place of the traditional text-based formats delights Gibson. "Using icons is an intuitive way of working. You don't have to remember what L stands for, or what R stands for. There's a little picture of it there, a little line or rectangle or circle or whatever.

"Those are breakthroughs. Like pop-down menus, where you see, for example, the word color. You touch the word and, bang, below it

SOFTWARE ARTISTS?

TO MAKE THE FIRST BASKETBALL PROGRAM that feels like the real thing, it helps to start with two guys who know what the real thing feels like.

Enter Larry Bird and Julius Erving. Bird — the hustler, the strong man, deadly from outside. Erving — The Doctor, maybe the most explosive player in the history of the game.

We talked to them, photographed them in action, studied their moves and their stats and their styles. Then we set out to create on computer disc an event which may never happen in real life. We put the two of them together on a dream court of light, for an electronic afternoon of one-on-one.

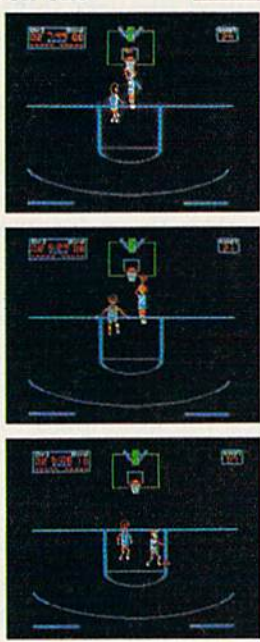
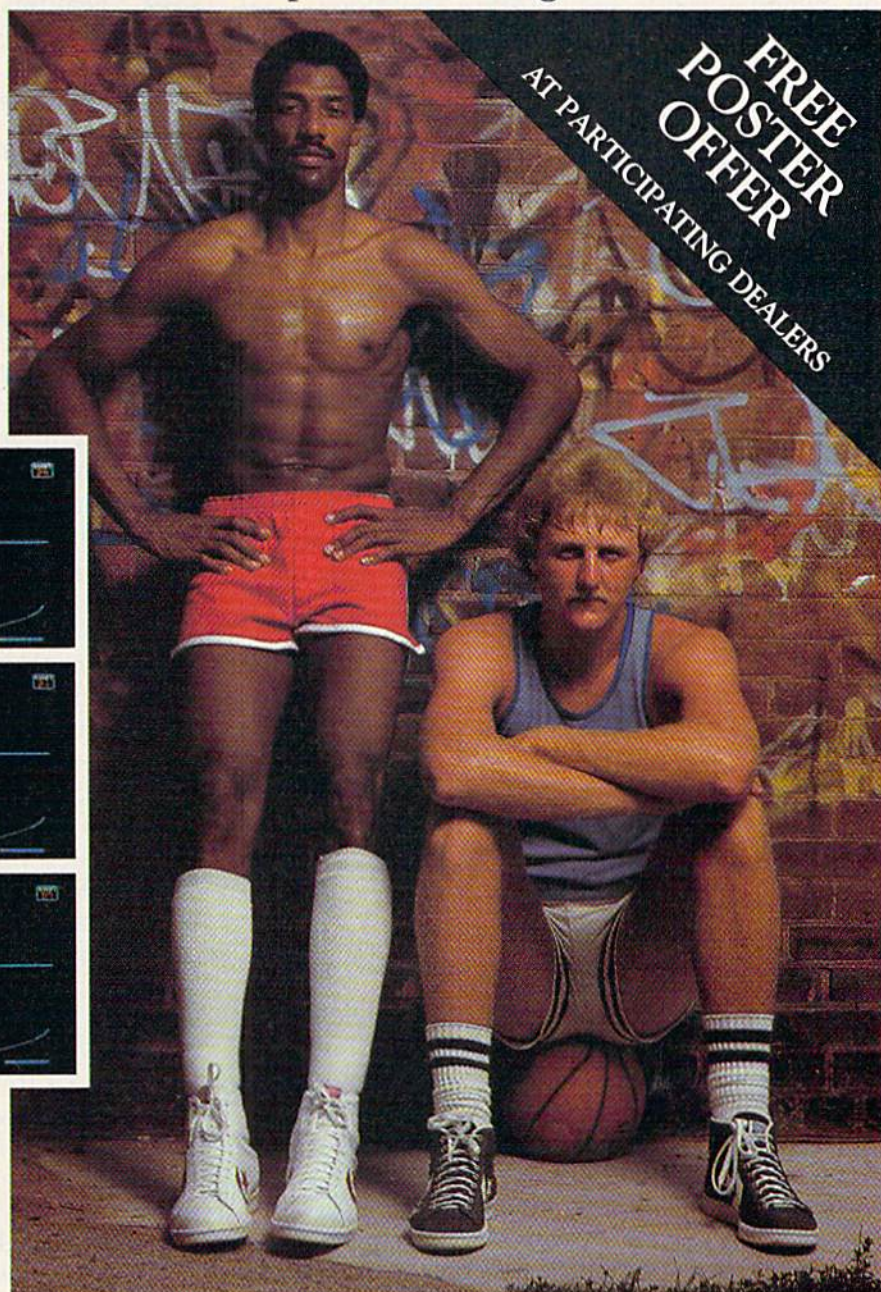
It wasn't easy. When they talked, we listened. When they criticized, we made big changes. When they gave suggestions, we took them.

And it shows. This thing is absolutely uncanny. You actually take on all the skills and characteristics of Bird or The Doctor — their own particular moves, shooting abilities, even strength and speed.

You'll meet with fatigue factors, hot and cold streaks, turn-around jump shots, and 360-degree slam dunks. But there's some whimsy in here, too — a funny referee, a shattering backboard, even instant replay.

It's called *Julius Erving and Larry Bird Go One-on-One*.™ You're Bird. Or you're The Doctor. And that's the last decision you'll have plenty of time to make.

How we got this year's hottest sports game out of two rather inexperienced designers.



Julius Erving and Larry Bird Go One-on-One is now available on diskette for Apple II, II+, and IIe computers. Apple is a registered trademark of Apple Computer. To find out more about Electronic Arts and its products, write us at 2755 Campus Drive, San Mateo, CA 94403 or call (415) 571-7171. For a free catalog, send a stamped, self-addressed #10 envelope. Also available for the Commodore 64. Coming soon on IBM and Atari home computers.



www.commodore.ca

appears a list of colors. You then select a color and you're done. As opposed to having to remember, let's see, blue-green is BG," he says.

Gibson attended the University of California at Berkeley and now makes his home in Irvine, California. Before signing an exclusive agreement with Koala Technologies for the light pen system, he owned and directed Gibson Laboratories through which he produced and sold light pens. Gibson closed the laboratories when the headaches of business management began overshadowing his software development.

"We manufactured and sold four thousand light pens for the Apple computer over the course of a year or two. Koala made five thousand the first month!" Gibson says with a shake of his head. "I was so busy deciding how many rolls of toilet paper to buy, and answering the phone and opening the mail. Even with just 15 people, you start having political squabbles. You know, these people won't talk to those people—and I'm not a baby-sitter.

"So I went out and found the best company, which happens to be Koala, to take over my pens," he says.

Freed from administrative duties, Gibson is able to spend the necessary time developing software he really wants to see people use. "The market is so much bigger today than it used to be, by virtue of the fact that there is a large installed base. So a programmer such as myself doesn't mind spending six months doing a knockout piece of software.

"I'm in a competitive marketplace, so I've got to beat the other guy's package," he says. "And things like ease of use, friendliness, how quickly you can learn it, and would my mother be able to use it are real determining factors."

Gibson is well aware of the limitations even today's more powerful microcomputers put on programmers who compete in the commercial software market. All of Gibson's work is written in machine language. "The machines today are just not powerful enough to really do much within a high-level language. As soon as you start using BASIC or Pascal, as much as it's a wonderful environment to program in, you don't get the performance.

"And some other guy is going to come along, like a Bill Budge, and write that same thing in machine code and blow out of the water anything written in a high-level language. You need to program in machine code to get the performance."

He doesn't hesitate to call himself a software artist, and dismisses those who criticize computer art.

"I have no problem with the designation of software artist. I firmly believe that it's possible to give a piece of myself to my customer, to almost have my personality in the product," he says. "Features and creativity can be conveyed. And I think when you start giving the buyer of your product a piece of yourself, that's what creates the real designation of artist."

What's the best way for computer users to find the graphics software they will want to use at home or in the office? Get a demonstration before you buy if at all possible, Gibson advises. Look at its capabilities and decide if they really show you what you need to use.

One of the most important functions to have in graphics software—in fact, for any software—Gibson calls the "Undo" feature.

"Anything the user does, he can go, 'Oh shoot. That's not what I wanted.' He pushes the Undo button and it steps backward. Koala has that on its software; it's called an Oops button on the menus," says Gibson.


"In my case [with the Gibson Light Pen], the ability to refill a pattern is an Undo. You can have an explicit Oops feature or it can be built intrinsically into the software so that it's easy to recover from any mistake you make. In other words, it just exists as a part of what makes the system easy to use, fun, and relaxing."

Gibson credits software designer Bill Budge, who created the acclaimed *Pinball Construction Set* for Electronic Arts, with being one of the most creative forces in microcomputer software development.

"Electronic Arts has taken a very high visibility approach toward popularizing its artists. And they've generated a great deal of PR," Gibson says. "I think Budge has repeatedly demonstrated innovation in his work. *Pinball Construction Set* was a beautiful piece of work."

That is the sort of creativity, inspiration, and program depth Gibson says he's tried to bring to the Gibson Light Pen System.

Gibson has moved his programming efforts into the area of computer animation, and is even thinking of developing hardware that will enhance the computer's capability to handle animation.

He laughs good-naturedly at his present hectic pace. "I can guarantee you that you haven't seen the last of me." 

"Now Your Commodore 64™ Can Print Like a Pro!"



Grappler™ 
Printer Interface

The Revolutionary Printer Interface for the Commodore 64™

A New Era in Commodore Printing Power.

Grappler CD offers the first complete answer to your printer interfacing requirements, with many powerful capabilities unique in the Commodore marketplace. Complete signal translation allows many popular name brand printers to operate perfectly with the Commodore 64, or to imitate Commodore's own printer. Even Commodore's graphic character set can be reproduced on Epson, Okidata, Star, ProWriter and other popular printers.

Exclusive Grappler CD features provide a variety of graphic screen dumps, text screen dumps and formatting. No other Commodore interface can offer this.

If you own a Commodore 64...

If you're serious about quality, trouble free printing... You need the Grappler CD.

Contact your nearest Commodore dealer or call Orange Micro for a dealer near you.

Commodore 64 and Commodore 1525 are trademarks of Commodore Electronics Limited. Epson is a registered trademark of Epson America, Inc.


A Uniquely Intelligent Interface:

- Prints Screen Graphics Without Software
- Graphics Screen Dump Routines Include Rotated, Inversed, Enhanced and Double Sized Graphics.
- Full Code Translation From Commodore's PET ASCII to Standard ASCII, the Language of Most Printers.
- Complete Emulation of the Commodore 1525 Printer for printing of Commodore's Special Characters.
- Dip Switch Printer Selection for Epson, Star, Okidata, ProWriter and other popular printers.
- Conversion Mode for Easy Reading of Special Commodore Codes.
- Text Screen Dump and Formatting Commands
- 22 Unique Text and Graphics Commands

 **Orange Micro**
Inc.


1400 N. LAKEVIEW AVE., ANAHEIM, CA 92807 U.S.A.
(714) 779-2772 TELEX: 183511CSMA

© Orange Micro, Inc., 1983

 **www.commodore.ca**

Ultrafont +

Charles Brannon, Program Editor



Ultrafont + makes it easy to design your own custom character set.

This fast, feature-packed, machine language utility makes custom characters a breeze. Its unique features let you concentrate on your artwork instead of programming.

Anyone who has used graph paper to plot out characters, then tediously converted the rows into decimal numbers can appreciate a character editor. Instead of drawing and erasing on paper, you can draw your characters freehand with a joystick. "Ultrafont +" has been written to offer almost every conceivable aid to help you design whole character sets. Ultrafont originally appeared in *COMPUTE!'s First Book of 64 Sound and Graphics*. Because of its extraordinary value, we are republishing an improved version here in the GAZETTE.

IF YOU CAN FIND A BETTER WORD PROCESSOR OR DATA BASE SYSTEM WE'LL BUY IT FOR YOU.



Word Writer

This menu-driven system includes:

A program which can be used by itself (stand-alone), or interfaced with Timeworks' Data Manager or Data Manager 2, enabling you to maintain and print out name and address lists, create individualized form letters automatically, and produce customized reports up to 20 columns wide, which can be incorporated into any text produced by the Word Writer.

Two plastic keyboard overlays which place the word processing commands directly onto the keyboard.

A full screen format (up to 80 characters) which simplifies your text entry and editing.

All the essential features—plus some exclusive Timeworks extras—making this system completely functional for most home & business requirements.

Data Manager 2

This system includes:

A menu-driven program that easily lets you store information on a wide variety of subjects—from general name and address lists, to research data. This program will also calculate and store any corresponding numerical data.


Quick access to important information. Items can be easily retrieved and printed by category, name, index code, date range, amount range, or any category of information stored in the system.

Available for: Commodore 64 – IBM, PC/PC Jr. and Compatible Computers.

Outrageous offer? Not really. For your Commodore 64, we're putting our money where our mouth is, because the Timeworks Word Writer and Timeworks Data Manager 2 are so complete—so extremely easy to use, we think nothing beats them at any price. (Our suggested retail prices are: \$49.95 for Word Writer, \$49.95 for Data Manager 2.)

Timeworks exclusive X-Search™, X-Sort™ and X-Chart™ features allow you to easily cross-search any of the categories. Or arrange your stored items in increasing or decreasing order, alphabetically, numerically or by date. Break down statistical information by up to ten indexed categories of your choice—and graphically review your results.

Arithmetic calculation of your mathematical data is possible, allowing you to perform Payroll calculation, cost estimates and more. Data Manager 2 also produces the Sum, Average and Standard Deviation of statistical data entered into the system, along with Frequency Charts.



When interfaced together, these programs:

Generate customized data reports, which can be incorporated into any written text produced.

Individually address and print form letters automatically.

Print your name and address file onto standard mailing labels.

Transfer and print text information onto labels and tags.

Calculated numerical data from column to column, giving these programs spread-sheet capabilities.

If you can find anything better, simply send us your Word Writer, your paid receipt, and the name of the word processor you want, along with your check or money order for any price difference. If it's available, we'll buy it for you.**

Now at your favorite dealer. Or contact Timeworks, Inc., P.O. Box 321, Deerfield, IL 60015. Phone 312-291-9200.




SOFTWARE WITH SUBSTANCE.





**Offer expires 45 days after date of your purchase.

*Registered Trademark of Commodore Computer Systems © 1983 Timeworks, Inc. All rights reserved.

www.commodore.ca





THE INCOMPLETE WORKS OF INFOCOM, INC.

Incomplete, yes. But it's not just because we're always bringing out new stories in the Infocom interactive fiction collection. Nor is it simply due to the fact that with all the writing and re-writing, honing and perfecting that we put into every one of our stories, our work is seemingly never done.

The real reason is: an Infocom work of fiction can never be complete until you become a part of it.

You see, as hard as we work at perfecting our stories, we always leave out one essential element—the main character. And that's where you enter in.

Once you've got Infocom's interactive fiction in your computer, you experience something akin to waking up inside a novel. You find yourself at the center of an exciting plot that continually challenges you with surprising twists, unique characters (many of whom possess extraordinarily developed personalities), and original, logical, often hilarious puzzles. Communication is carried on in the same way as it is in a novel—in prose. And interaction is easy—you type in full English sentences.

But there is this key difference between our tales and conventional novels: Infocom's interactive fiction is active, not passive. The course of events is shaped by the actions you choose to take. And you enjoy enormous freedom in your choice of actions—you have hundreds, even thousands of alternatives at every step. In fact, an Infocom interactive story is roughly the length of a short novel in content, but because you're actively engaged in the plot, your adventure can last for weeks and months.

In other words, only you can complete the works of Infocom, Inc. Because they're stories that grow out of your imagination.

Find out what it's like to get inside a story. Get one from Infocom. Because with Infocom's interactive fiction, there's room for you on every disk.

INFOCOM™

Infocom, Inc., 55 Wheeler Street, Cambridge, MA 02138

For your: Apple II, Atari, Commodore 64, CP/M8*, DECmate, DEC Rainbow, DEC RT-11, IBM PC* and PCjr, KAYPRO II, MS-DOS 2.0*, NEC APC, NEC PC-8000, Osborne, Tandy 2000, TI Professional, TI 99/4A, TRS-80 Models I and III.

*Use the IBM PC version for your Compaq and the MS-DOS 2.0 version for your Wang or Mindset.

www.commodore.ca

Typing It In

Ultrafont + is written entirely in machine language, giving you speed and efficiency that BASIC can't match. While this gives you a product of commercial quality, it does carry the liability of lots of typing. The program is actually rather short, using less than 4K of memory at hexadecimal location \$C000 (49152), which is reserved for programs like this one. Therefore, you don't lose one byte of BASIC programming space.

However, 4,000 characters require three times as much typing, since each byte must be represented by a three-digit number (000-255). With that much typing, mistakes are inevitable. To make things manageable, we've prepared Ultrafont + to be typed in using MLX, the Machine Language Editor. Full instructions are provided in the MLX article in the back of the magazine. So, despite the typing, rest assured that a few afternoons at the keyboard will yield a substantial reward.

Once you've entered, saved, and run MLX, answer the two questions, starting address and ending address, with 49152 and 52367, respectively. After you've saved the program with MLX, you can load it with LOAD "filename",1,1 for tape or LOAD "filename",8,1 for disk. After it's loaded, enter NEW, then SYS 49152. This command runs the machine language program at \$C000 (12*4096=49152).

The Display

After you SYS to Ultrafont +, you should see the work area. At the bottom of the screen are eight lines of characters. These are the 256 characters you can customize, arranged in eight rows of 32 characters. A flashing square is resting on the @ symbol, the home position of the character set. Above the eight rows is the main grid, a blown-up view of ten characters. The last row of the

screen is reserved for messages. The first time you SYS 49152, you'll be asked whether you want to edit the uppercase/graphics character set, or the lowercase set.

About The Grid

The grid is like a large-size window on the character set. You see the first five characters and the five beneath them. A large blue cursor shows you which character you are currently editing, and a smaller flashing square is the cursor you use to set and clear pixels in order to draw a character.

Moving Around

You can use the cursor keys (up, down, left, right) to move the large blue cursor to any character you want to edit. If you move to a character not on the large grid (out of the window), the window will automatically scroll to make the character appear. You can also look at the bottom of the screen to move the larger cursor, as the flashing square on the character set moves with the main grid.

The HOME key moves the small cursor to the upper-left corner of the screen. If you press it twice, it will take you back to the top of the character set—to @.

A joystick (plugged into port 2) moves the small cursor within the grid. If you move the cursor out of the current character, the blue cursor will jump to the next character in whatever direction you want to move. The display at the bottom will adjust, and the grid will scroll as necessary. This means that you can ignore the traditional boundaries between characters, and draw shapes as big as the entire character set (256 x 64 pixels—a pixel is a picture element, or dot). You can still edit one character at a time, or make a shape within a 2 x 2 box of characters.

The fire button is used to set and clear points. When you press fire, if the cursor is resting on a solid square, it will be turned off. If the square is off, it will be turned on. If you hold down fire while you move the joystick, you can stay in the same drawing mode. If you set a point, you will continue to draw as you move. If you clear a point, you can move around and erase points all over the screen.

If the drawing cursor is too fast or too slow to use, just press V to set the cursor velocity (speed). Answer the prompt with a speed from 0 (slow) to 9 (too fast for practical use).


Manipulations

There are several functions that affect the current character (where the blue box is). You can rotate, shift, mirror, reverse, erase, replace, and copy characters. The best way to learn is to play with

FABTRONICS	
*FAB BUSINESS 64 D \$47.95 A small business must. Easy invoice/packing list/label. Plain paper or selected commercial forms. Supports charge card data.	*UTILITY FILE (20+ 3K) 64 T/D \$27.95 Extensive energy consumption data processing program to calculate/display/printout data daily averages/totals/cost projections.
*INVENTORY D-BASE 64 D \$37.95 Track/Reorder points, vendor codes/pricing. Compatible with Fab Business.	*RENTAL MANAGER 64 D \$47.95 Spreadsheet/data records for rental management. Date oriented billing/recording of accounts.
*FILL-A-FORM 20/64 T/D \$27.95 Numerous selection of business/comm. forms. Printer required. Just fill in the blanks.	*TENANT FILE 20/64 T/D \$19.95 Maintain a comprehensive data record on each tenant. Fields of information easily updated.
BONUS PACK 142 prog/disk 24/tape Utilities/backup/music/educational A No. 1 Commodore Value 64 T/D \$19.96	
Koala Pad w/Micro III.....	\$76.96
Homeword Word Proc. 64D.....	\$45.97
C+ G printer Interf.....	\$69.96
Numeric 16 keypad.....	\$34.96
5 1/4" SS DD Lifetime.....ea.	\$1.99
Codewriter.....64 D	\$69.97
Send for discount catalog \$1.00 (refundable)	
S & H \$3.00 all prices U.S. funds C.O.D. (cash/Cert.) U.S. only add \$2.00 (N.Y. add sales tax)	
51 QUARRY STREET • (716) 637-6371 • BROCKPORT, N.Y. 14420	

COMPUTE!'s GAZETTE DISK

COMPUTE!'s GAZETTE is now available on disk. Each month you can receive a fully tested 5¼ inch floppy disk which will run on either your Commodore 64 or VIC-20 personal computer. Each issue of COMPUTE!'s GAZETTE DISK will contain all the programs which appear in the corresponding issue of COMPUTE!'s GAZETTE magazine. You'll save hours of typing time and gain hours of enjoyment with all the quality programs found each month in COMPUTE!'s GAZETTE.



Here are just a few of the quality programs for the VIC and 64 which appeared in the June 1984 issue:

- *The Frantic Fisherman*—An arcade-style action game in which the tranquility of your fishing trip is suddenly transformed into a frenzied defense against sharks and unexpected rain.
 - *Power BASIC: One-Touch Keywords*—A powerful utility for programmers which translates each of 52 BASIC commands into one key press.
 - *Therapy*—Your computer as guidance counselor? This novelty program may surprise you.
 - *Castle Dungeon*—An all-graphics adventure game in which you make your way through the darkness—fighting time and unexpected surprises.
- All the programs included in this July issue of COMPUTE!'s GAZETTE are available on disk. Order yours today.

Ordering Information

To Subscribe:

Return the attached postpaid card or call COMPUTE!'s GAZETTE TOLL FREE 800-334-0868 (in North Carolina 919-275-9809). All orders must be prepaid—send check or money order or charge to Visa, MasterCard, or American Express.

Individual Issues:

Individual issues of the GAZETTE DISK can be ordered for \$7.95 (in the US and Canada add \$1 per issue for shipping and handling. Outside the US and Canada add \$3 per issue). Individual issues can be ordered by calling TOLL FREE 800-334-0868 (in North Carolina call 919-275-9809), or by sending your prepaid order to GAZETTE DISK, P.O. Box 5406, Greensboro, NC 27403.

Subscription Rates:

One year (12 disks) subscription \$69.95
(add \$36 shipping and handling outside the US and Canada)

Two year (24 disks) subscription \$129.95
(add \$72 shipping and handling outside the US and Canada)

the functions. It's really a lot of fun! The following keys control each function:

f1: Scroll character right. All pixels move right. The rightmost column of pixels wraps around to the left.

f2: Scroll character left. Wraparound is like f1.

f3: Scroll character down. All pixels move down. The last row of pixels wraps around to the top.

f4: Scroll character up. Wraparound is like f3.

R: Rotate. Rotates the character 90 degrees. Press twice to flip the character upside-down.

M: Mirror. Creates a mirror image of the character left to right.

CLR (SHIFT-CLR/HOME): Erases the current character.

CTRL-R or CTRL-9: Reverses the character. All set dots are clear, and all empty dots are set. The bottom half of the character set is the reversed image of the top half.

CTRL-back arrow: This causes the lower half of the character set to be the inverse of the upper half. This way, you only have to redraw the normal characters, then use CTRL-back arrow to create the inverse set.

F: Fix. Use this if you want to restore the normal pattern for the character. If you've re-defined A, and press F while the blue cursor is on the character, the Commodore pattern for A will be copied back from ROM.

T: Type. This lets you try out your character set. The screen clears, with a copy of the character set provided for reference. You can type and move the cursor around, just as in BASIC. This is handy for envisioning sample screens, and fitting together multiple-character shapes. Press the RUN/STOP key to exit from Type and return to Ultrafont +.

Saving And Loading Character Sets

To save your creation to tape or disk, press S. Then press either T for tape or D for disk. When requested, enter the filename, up to 16 characters. Don't use the 0: prefix if you're using a disk drive (it's added for you). The screen will clear, display the appropriate messages, and then return to the editing screen if there are no errors. If there are errors, such as the disk being full, Ultrafont + will read the disk error message and display it at the bottom of the screen.

Press a key after you've read the message and try to correct the cause of the error before you save again. The computer cannot detect an error during a tape SAVE.

To load a character set previously saved, press L and answer the TAPE OR DISK message. Enter the filename. If you're using tape, be sure the tape is rewound and ready. After the load, you will be returned to the editing screen, and a glance is all it takes to see that the set is loaded. If an error is detected on tape load, you will see the message ERROR ON SAVE/LOAD. Once again, if you are using disk, the error message will be displayed. Press a key to return to editing so you can try again.

Copying And Moving Characters

You can copy one character to another with function keys 7 and 8. When you press f7, the current character will flash briefly, and it will be copied into a little buffer. Ultrafont + will remember that character pattern. You can then position the cursor where you want to copy the character and press f8. The memorized character will then replace the character the cursor is resting on. You can also use the buffer as a fail-safe device. Before you begin to edit a character you've already worked on, press f7 to store it safely away. That way, if you accidentally wipe it out or otherwise garble the character, you can press f8 to bring back your earlier character.

Creating DATA Statements

A very useful command, CTRL-D, allows you to create DATA statements for whatever characters you've defined. Ultrafont + doesn't make DATA statements for all the characters, just the ones you've changed. After you press CTRL-D, Ultrafont + adds the DATA statements to the end of whatever program you have in BASIC memory. If there is no program, the DATA statements exist alone.

You can LOAD Ultrafont +, enter NEW to reset some BASIC pointers, LOAD a program you are working on, then SYS 49152 to Ultrafont + to add DATA to the end of the program. The DATA

FREE OFFER! FREE OFFER!

FREE "World Capitals Game Tape or Disk"
with each order of 20 C-10's or 10 Disks.
Specify VIC-20 or Commodore 64

C-10 CASSETTES

58¢

- C-10 Length/Free Labels
- Storage Box add 12¢ each

SS/SD DISKETTES

\$1.58

- Sentinel or Elephant Brand
- Free Labels/Protect Tabs

- \$2.00 shipping charge - any quantity
- Canadian orders \$6.00 shipping
- NJ Residents add 6% sales tax
- Limit 1 Free game per order
- Lifetime money back guarantee
- Send check or money order to:

PARALLEL SYSTEMS

Box 772 Dept. V • Blackwood, NJ 08012
609-227-9634

Six great games to make you really glad you own the COMMODORE 64™

Playing games is probably one of the main reasons you bought the computer you did — the COMMODORE 64™. When it comes to games, there are none more sophisticated, challenging — and just plain fun — than the strategy games from SSI.


We made our considerable reputation by producing some of the finest games for the Apple®. To make sure all you C-64 owners out there don't get left out, we're converting as many of our games to your favorite computer as we possibly can.

Here are just six of our ever-increasing line of C-64 games. Best of all, they're all waiting for you at your nearest computer/software or game store — today!

Our games are covered under a 14-day "satisfaction or your money back" guarantee.



1.

The North African Campaign of 1941-42 is faithfully recreated here. Just as knights on tall horses rode out on the First Crusade nearly a millennium ago, you'll have a chance to ride in your Crusader tanks against the invading Nazi forces.
Disk & cassette: \$39.95



2.

Here's a real-time wargame that gives you the speed of arcade games and sophistication of strategy games. It is one of the finest and fastest tank battle games ever made. You can choose from over 70 tanks, from the Nazi Tiger to the Abrams M-1.
Disk & cassette: \$39.95




3.

Take to the skies with your trusty Sopwith Camel or Fokker DR-1 or any number of World War I planes. You can set up duels between two planes or stage grand dogfights involving as many as 20 planes.
On disk: \$39.95




4.

If you've ever dreamed of playing the pro-tour golf circuit on the world's finest courses with the likes of Arnold Palmer and Jack Nicklaus, this game is your dream-come-true. The famous Pebble Beach course is faithfully reproduced. This is golf simulation at its best!
On disk: \$39.95



5.

Voted "1982 BEST COMPUTER SPORTS GAME" by Electronic Games magazine, Computer Baseball™ lets you manage any NL and AL teams of past and present. All the options of a real manager are at your disposal. You can even make up your own imaginary teams!
On disk: \$39.95



6.

You can set up your own championship bouts using real champs to answer the age-old question: Who really was the greatest of all time? Could Joe Louis outwit Muhammed Ali? Could Jack Dempsey outslug Larry Holmes? Best of all, you get to manage!
On disk: \$39.95



Apple is a registered trademark of Apple Computer, Inc.
Commodore 64 is a trademark of Commodore Electronics, Ltd.



Screen displays are not necessarily from the Commodore 64™.


STRATEGIC SIMULATIONS INC.

If there are no convenient stores near you, VISA & Mastercard holders can order direct by calling 800-927-1617, ext. 335 (toll free). In California, call 800-772-3545, ext. 335.


To order by mail, send your check to: STRATEGIC SIMULATIONS INC., 883 Stierlin Road, Bldg. A-200, Mountain View, CA 94043. (California residents, add 6.5% sales tax.)

WRITE FOR A FREE COLOR CATALOG OF ALL OUR GAMES.

www.commodore.ca



follow our path to the future of home computing.



Welcome to the next generation of home computer software and hardware...from **Futurehouse**. We help you get the most out of your computer. The most personal productivity, the most education, the most entertainment. The most for your money. Follow our path to the future...

For your financial future...the **Complete Personal Accountant** is an award-winning line of money management software.

For your creative future...the **Edumate Light Pen** is a low cost, high performance peripheral which draws, entertains and teaches. It is rated the best in its price range and out performs even the most expensive light pens.

For your child's future...**Playground Software**, our educational series, uses the **Edumate Light Pen** and S.A.M. (Software Automatic Mouth) to teach and delight your children. The series includes **Alphabet Construction Set**, a unique program that teaches children how to draw the letters of the alphabet.

For your artistic future...with **Peripheral Vision** and an **Edumate Light Pen** you can create sophisticated works of art on your screen. Choose from dozens of advanced graphics routines and then save your artwork to disk or print it on your printer.

Let **Futurehouse** lead you into the future with quality products for your home computer. Contact your local dealer or order direct 1-800-334-SOFT. Don't wait for the future...it's here.

Futurehouse products are available for Commodore 64/Vic 20, Atari, TRS-80 Color, and IBM PC Jr. computers. When ordering please specify computer, cassette or disk and memory.



Complete Personal Accountant, Edumate Light Pen, Playground Software, and Alphabet Construction Set are trademarks of Futurehouse, Inc., Box 3470, Chapel Hill, NC 27514. Commodore 64/Vic 20, Atari, TRS-80 Color, and IBM PC Jr. are registered trademarks of Commodore Electronics, Ltd., Atari, Inc., Tandy Corporation, and Business Machines Corporation, respectively.

www.commodore.ca

the number keys 1,2,3, or 4 to choose different colors to draw with. The number of the key is one more than the bit pattern, so color 1 is bit pattern 00, and color 4 is bit pattern 11. When you first SYS to Ultrafont +, the four colors show up distinctly on a color TV or monitor.

You can easily change the colors. Just hold down SHIFT and press the appropriate number key to change that number's color. You will see the message PRESS COLOR KEY. Now press one of the color keys from CTRL-1 to CTRL-8 or Commodore-1 to Commodore-8. Hold down CTRL or the Commodore logo key as you do this. Instantly, that color, and everything previously drawn in that color, is changed.

Three of the colors (including 1, the background color) can be any of the 16 colors. But because of the way multicolor works, color 4 (represented by bit pattern 11, or 3 in decimal) can only be one of the 8 CTRL-colors. Assigning it one of the Commodore logo colors just picks the color shown on the face of the color key. Incidentally, it is the color of bit pattern 3 (color 4) that changes according to the character color as set in color memory. The other colors are programmed in multicolor registers 1 and 2 (POKE 53282 and 53283), so all characters share these two colors. When you want to vary a certain color without affecting the rest of the characters, you'll want to draw it in color 4.

Some of the commands in the multicolor mode aren't as useful as others. You have to press f1 and f2 twice to shift a character, since they only shift one bit, which causes all the colors to change. You can use CTRL-R, Reverse, to reverse all the colors (color 1 becomes color 4, color 2 becomes color 3, and color 3 becomes color 2). R: Rotate changes all the colors and is rather useless unless you press it twice to just turn the character upside down. M: Mirror will switch colors 2 and

3, since bit pattern 01 (color 2) becomes 10 (color 3). You can still copy characters using f7 and f8 (see above).

Returning To Normal

You can switch back instantly to the normal character mode by pressing f6. If you were drawing in multicolor, you can see the bit patterns that make up each color. Multicolor characters look just as strange in normal mode as normal characters look in multicolor.

If you changed colors in the multicolor mode, some of the colors in the normal mode may have changed. You can change these colors as in multicolor mode. Press SHIFT-1 to change the color of the empty pixels, and SHIFT-3 to change the color of the eight rows of characters. Use SHIFT-2 to change the color of the on pixels.

Quick Reference: Ultrafont + Commands

Cursor keys:	Move to next character
HOME	
(CLR/HOME):	Moves the cursor to upper left corner
V:	Press twice to go back to start
	Cursor velocity; answer from 0 (slow) to 9 (fast)
f1:	Scroll right with wraparound
f2(SHIFT-f1):	Scroll left
f3:	Scroll down
f4(SHIFT-f3):	Scroll up
R:	Rotate 90 degrees; press twice to invert
M:	Mirror image
SHIFT CLR/HOME:	Erase current character
CTRL-R, CTRL-9:	Reverse pixels
CTRL-, CTRL-F:	Copy first four rows of characters, inverted, to bottom four
F:	Fix character from ROM pattern
L:	Load. Tape or Disk, Filename
S:	Save. Tape or Disk, Filename
T:	Typing mode; RUN/STOP to exit
f7:	Memorize character (keep)
f8(SHIFT-f7):	Recall character (put)
f5:	Switch to multicolor character mode
f6(SHIFT-f5):	Return to normal character mode
CTRL-D:	Make DATA statements
SHIFT-RUN/STOP:	Restart Ultrafont +
CTRL-X:	Exit Ultrafont + to BASIC

VIC & 64

BE A COPY C.A.D. (CASSETTE AIDED DUPLICATOR) NOW YOU CAN MAKE **BACKUP COPIES** OF ALL THE COSTLY, NON-SAVEABLE CASSETTE PROGRAMS YOU BOUGHT.

OUR **BACKUP V1.0** UTILITY PROGRAM WILL LET YOU MAKE **DUPLICATES** THAT **RUN**.

BACKUP V1.0 WILL WORK WITH A STANDARD 5K UNEXPANDED VIC. MEMORY EXPANSION IS REQUIRED TO COPY PROGRAMS LONGER THAN 3K BYTES.

\$24.95
PLUS \$2.00
SHIPPING &
HANDLING

SOFTWARE PLUS

6201 SUITE C
GREENBACK LANE
CITRUS HEIGHTS, CA 95610

916-726-8793

VISA, MASTERCARD, AND MONEY ORDERS
CA RESIDENTS ADD 6% SALES TAX.
VIC IS A TRADEMARK OF COMMODORE

Programming

You'll find the article, "Advanced Use of Character Graphics," found in *COMPUTE!'s First Book of 64 Sound and Graphics* quite informative. It shows you how you can make the most of characters. The article includes several short machine language utilities that you can use when writing games or other programs using these custom

INTRODUCING



THE PRO-LINE TEAM

★ PAL 64

The fastest and easiest to use assembler for the Commodore 64. Pal 64 enables the user to perform assembly language programming using the standard MOS mnemonics. **\$49.95**

★ POWER 64

Is an absolutely indispensable aid to the programmer using Commodore 64 BASIC. Power 64 turbo-charges resident BASIC with dozens of new super useful commands like MERGE, UNDO, TEST and DISK as well as all the old standbys such as RENUM and SEARCH & REPLACE. Includes MorePower 64. **\$49.95**

★ TOOL BOX 64

Is the ultimate programmer's utility package. Includes Pal 64 assembler and Power 64 BASIC soup-up kit all together in one fully integrated and economical package. **\$89.95**

★ SPELLPRO 64

Is an easy to use spelling checker with a standard dictionary expandable to 25,000 words. SpellPro 64 quickly adapts itself to your personal vocabulary and business jargon allowing you to add and delete words to/from the dictionary, edit documents to correct unrecognized words and output lists of unrecognized words to printer or screen. SpellPro 64 was designed to work with the WordPro Series and other wordprocessing programs using the WordPro file format. **\$49.95**

NOW SHIPPING!!!
TOLL FREE ORDER PHONE
1-800-387-3208



Commodore 64 and Commodore are trademarks of Commodore Business Machines Inc.

*Presently marketed by Professional Software Inc.

Specifications subject to change without notice.

★ WP64

This brand new offering from the originators of the WordPro Series* brings professional wordprocessing to the Commodore 64 for the first time. Two years under development, WP64 features 100% proportional printing capability as well as 40/80 column display, automatic word wrap, two column printing, alternate paging for headers & footers, four way scrolling, extra text area and a brand new 'OOPS' buffer that magically brings back text deleted in error. All you ever dreamed of in a wordprocessor program, WP64 sets a new high standard for the software industry to meet. **\$49.95**

★ MAILPRO 64

A new generation of data organizer and list manager, MailPro 64 is the easiest of all to learn and use. Handles up to 4,000 records on one disk, prints multiple labels across, does minor text editing i.e. setting up invoices. Best of all, MailPro 64 resides entirely within memory so you don't have to constantly juggle disks like you must with other data base managers for the Commodore 64. **\$49.95**



PRO-LINE SOFTWARE

(416) 273-6350

755 THE QUEENSWAY EAST, UNIT 8,
MISSISSAUGA, ONTARIO, CANADA, L4Y 4C5

www.commodore.ca

characters. It shows how your program can read the **SAVED** files directly, without having to **POKE** from **DATA** statements. You should still have a good grasp of the essentials of programming characters (see Scott Card's "Make Your Own Characters," also in *COMPUTE!'s First Book of 64 Sound and Graphics*). Ultrafont + is intended as an artistic aid in your creations, letting the computer take over the tedious tasks it is best suited for.

Notes: How To Use The DATA Statements

The **DATA** statements are created from lines 60000 and up, as many as necessary. Each line of data has nine numbers. The first number is the internal code of the character (the code you use when **POKE**ing to the screen). It represents an offset into the table of character patterns. The eight bytes that follow are the decimal numbers for the eight bytes it takes to define any character. A sample program to read them and display them could be:

```
10 POKE 56,48:CLR
50 READ A:IF A=-1 THEN 70
60 FOR I=0 TO 7:READ B:POKE 12288+A*8+I,B
   :NEXT:GOTO 50
```


```
70 PRINT CHR$(147);" {10 DOWN}":REM TEN CU
   RSOR DOWNS
80 FORI=0TO7:FORJ=0TO31:POKE1028+J+I*40,I
   *32+J:POKE55300+J+I*40,1:NEXT:NEXT
90 POKE53272,(PEEK(53272)AND240)OR12:END
```

You'll also need to add the following line to the end of your **DATA** statements:

```
63999 DATA -1
```

If you want to have your cake and eat it, too (that is, also have the normal ROM patterns), copy them from ROM down to RAM by adding:

```
20 POKE 56334,PEEK(56334)AND254:POKE 1,PE
   EK(1)AND 251
30 FOR I=0 TO 2047:POKE 12288+I,PEEK(5324
   8+I):NEXT
40 POKE 1,PEEK(1)OR4:POKE 56334,PEEK(5633
   4)OR1
```

See program listing on page 138. 

COMPUTE!'s Gazette
Toll Free Subscription Order Line
800-334-0868
In NC 919-275-9809

Give wings to your imagination and voice to your adventure

Legendary adventurer, rider of the magic Pegasus, protector of the beautiful Andromeda—you are Perseus in the new Tymac Talkie computer game **Pegasus and the Trials of Perseus**. You must penetrate the temples of the fearsome Titans and defeat them in mortal combat. The sage advice of Zeus, spoken in riddle, holds the key to your survival. But the talons of a screaming harpy may seal your doom. Life hangs by a thread in the challenging world of the gods.

Pegasus, and all of the Tymac Talkies, provide speech without expensive add-on hardware. Combine that with dazzling graphics, lifelike animation, and 3-D effects—and you have sights and sounds like never before. See and hear all the Tymac Talkies: **Bio-Defense**, **Samurai**, **Gandalf the Sorcerer**, **Codename: DEADZONE**, **First Strike**, **Flyer Fox**, **Wizard's Graphics**, and **Type Snyder** for the Commodore 64™, VIC 20™, Atari® Home Computers, IBM® PC or PC Jr. at your local computer retailer. Tymac Talkies: the most fun you've ever heard.




TYMAC INCORPORATED
129 Main Street, Franklin, NJ 07416 • 201-827-4050

Commodore 64 and VIC 20 are trademarks of Commodore Business Machines, Inc. Atari is a trademark of Atari, Inc.



REMEMBER.



ELEPHANT™ NEVER FORGETS.

A full line of top-quality floppies, in virtually every 5 1/4" and 8" model, for compatibility with virtually every computer on the market. Guaranteed to meet or exceed every industry standard, certified 100% error-free and problem-free, and to maintain its quality for at least 12 million passes (or over a lifetime of heavy-duty use).

Contact Dennison Computer Supplies, Inc., 55 Providence Highway, Norwood, MA 02062 or call toll-free 1-800-343-8413.
In Massachusetts, call collect (617) 769-8450. Telex 951-624.

Dennison

www.commedore.ca

Beekeeper

Daniel Gray

You find yourself in the middle of a clover field doing battle with some rather nasty giant bees. Try maneuvering to the hive while avoiding the deadly stings. "Beekeeper" also contains some innovative programming techniques. Versions for the VIC-20 and the 64.

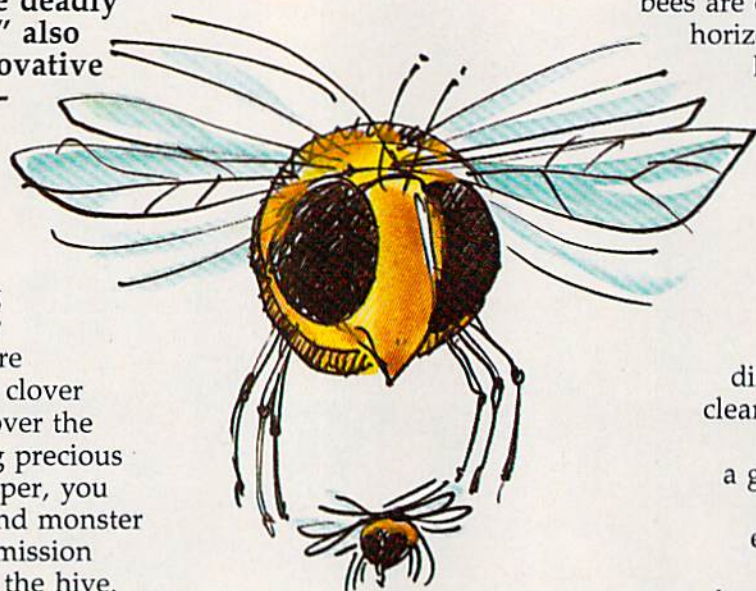
Giant bees are taking over the world. Their enormous beehives are engulfing cities; their clover fields are spreading over the countryside, invading precious croplands. As Beekeeper, you dodge worker bees and monster crabs in a desperate mission to locate and destroy the hive.

After the program is entered and RUN, you are presented with a title screen. Next, an instruction screen tells you the point values of the game targets and asks you to enter one of three difficulty levels.

Each level determines the speed and direction of the worker bees and crabs as they chase you around the clover field. In level 1, the worker bees are confined to vertical and horizontal movement, but in levels 2 and 3 they also move diagonally. At level 3, you must be very quick in order to avoid sting and claw.

The Bees Hunt You Down

Once you've selected a difficulty level, the screen clears and you find yourself in a clover field beside a giant beehive filled with drones. The first of the eight ships given to you appears just above the beehive, near the center of the screen. Pushing the joystick to the right rotates your ship clockwise; pushing the joystick to the left rotates the ship counterclockwise. Depressing the joystick button fires the ship's laser.



Harry Blair

1984



QUICKSILVA

THE GAME LORDS OF BRITAIN

COMMODORE 64™

PURPLE TURTLES Authors: Mark & Richard Moore

A fully animated arcade game with Loveable Turtles, Cuddly Graphics and more Cuteness than you'll find in any other Commodore 64 game! A game for the young at heart and people who have tired of alien bashing.

ULTISYNTH

Author: Nalin Sharma
Turn your CBM 64 into a sophisticated synthesiser, a piano, violin, organ, guitar or harpsichord. Woodwind, drums or cymbals and play along with your own or any of the preset rhythms.

Also available
Bugaboo • Aquaplane •
Ring of Power • Sting •
Quintic Warrior

TIMEX/SINCLAIR 2068™

BUGABOO

Author: Indescomp
Jump your way out of the caves with Bugaboo the flea but beware of the fearsome Dragon as you jump around the exotic vegetation.

Also available
Xadom • Astro Blaster •
Games Designer •
3D Strategy • Ant Attack •
The Chess Player •
Smugglers Cove •
Velnor's Lair • Trader •
Traxx • Time Gate

TIMEX/SINCLAIR 1000 & 1500™

3D BLACK STAR

Author: M. Sudworth
Explosions mushroom around you and the rear scanner shows following craft, you increase speed and fire at the ducts, dodging from side to side of the narrow corridor.

Also available
Dampier & Gloopier • Croaka
Crawla • Pioneer Trail •
Munchees

ATARI 400/800™

ULTI-SKETCH

Author: M. Walker
INCREDIBLY VERSATILE CHARACTER GENERATOR
Define characters on 8 x 8 grid. Save to tape. Load from tape. Freely merges character sets into existing programs. Hex & Dec. O/Ps. Character manipulation. Mirror, rotate, invert, left, right, up down, hold, wipe, cancel. Redefine whole character set. Also works in colour mode. Excellent examples supplied.

VIC 20™


SKYHAWK

Author: Chartec
A quiet European village is attacked, pilot the jet fighter Skyhawk against the attackers.

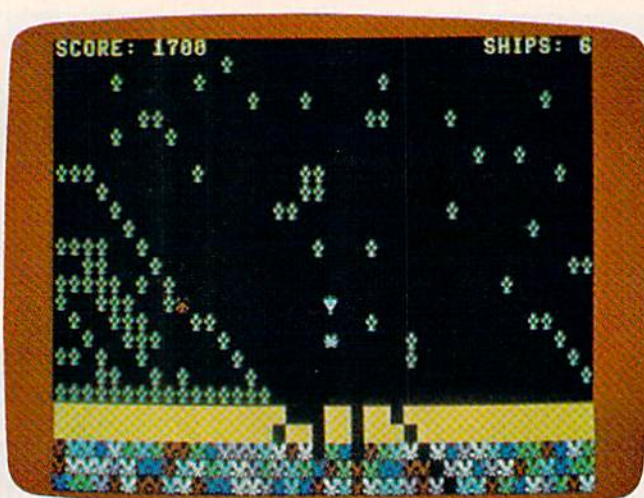
Also available
Tornado •
Bugaboo



QUICKSILVA INC. 426 West Nakoma San Antonio Texas 78216. (512) 340 3684.
www.commodore.ca



While the Beekeeper uses the laser on the hive, a huge worker bee gets ready to attack (VIC version).



A monster crab, leaving trails of clover, homes in on the Beekeeper (64 version).

Use The Laser To Score

If you don't control the ship, it will run into the clover or the hive. If you are stung or pinched, your ship is destroyed. Defend yourself with your laser; each worker bee or crab you disable is worth 200 points.

Each block of the hive is worth 50 points and each drone is worth 100 points. You can also fire at clover to get it out of your way (no score). The best way to aim at the hive is by looping around the clover field until you are moving directly toward the target. Continue straight ahead while firing at the hive.

Once all 66 drones in the hive have been exterminated, the screen clears and another field is created, along with more ships. The game is over when all your ships have been destroyed.

Super Expander Version

If you have a Super Expander, you should substitute the lines below for the corresponding lines in Program 1:

```
50 S=RJOY(0) :rem 186
60 REM NOT NEEDED :rem 224
70 IFS<128 THEN 130 :rem 227
130 IFS<4 THEN IFS<8 THEN IFS<132 THEN IFS<
    136 THEN 200 :rem 238
140 CC=1:IFS=4 ORS=132 THEN CC=-1 :rem 45
```

These lines replace POKES and PEEKs with the Super Expander's RJOY(0) function. Since the function is in machine language, the joystick response is slightly improved.

Also, the Super Expander version requires less memory than the original because several variables are eliminated.

A VIC-20 Keyboard Version

To use the keyboard instead of the joystick, substitute these lines for the corresponding lines in

Program 1:

```
50 S=PEEK(203) :rem 0
60 REM NOT NEEDED :rem 224
70 IFS<42 THEN 130 :rem 236
130 IFS<52 THEN IFS<13 THEN 200 :rem 7
140 CC=1:IFS=52 THEN CC=-1 :rem 153
600 POKE 36879,31:PRINT "{CLR}{RED}{DOWN}
    {RIGHT}USE KEYBOARD TO PLAY":PRINT
    {BLU}{DOWN}{RIGHT}BEE"TAB(11)" "SPC(5
    )"100" :rem 193
```

The keyboard version plays exactly like the joystick version, except that the O, P, and F keys replace the joystick controls. The P key rotates the ship clockwise, the O key rotates it counter-clockwise, and the F key is the fire button.

These keys are detected by PEEKing memory location 203 (for the VIC or 64). Each time a key is pressed, a unique number representing that key is stored in location 203 (and in location 197). For example, when F is pressed on the VIC, a 42 is stored in that address. When O is pressed, location 203 will contain a 52, and a 13 is placed in this location when you press the P key. (For the 64, pressing F, O, and P will cause 21, 38, and 41, respectively, to be stored in location 203.)

To change the 64 version (Program 2) from joystick to keyboard control, substitute these lines:

```
50 S=PEEK(203) :rem 0
60 REM NOT NEEDED :rem 224
70 IFS<21 THEN 130 :rem 233
130 IFS<38 THEN IFS<41 THEN 200 :rem 12
140 CC=1:IFS=38 THEN CC=-1 :rem 157
600 PRINT "{CLR}" "SPC(10)" {RED}{DOWN}USE KE
    YBOARD TO PLAY" :rem 26
```

Since this process requires fewer variables than the joystick routine, not as much RAM is used. However, the ship is slightly harder to control with the keyboard.

"A BOLD . . . INNOVATIVE . . . ORIGINAL HIT!"



STAR LEAGUE™ BASEBALL
Actual Atari® screens—Other versions may vary.

"Rather than adapt and duplicate the same old ballgame, (Gamestar has) made some bold changes. This not only gives its contest heightened playability, but also reassures the public there are still more programmers with originality.

"The first change is in player perspective. In Gamestar's rendition, we're all the way up in the right field bleachers, and wait until you see the action from here. With the pitcher now throwing right to left in 3-D fashion, we can watch the ball (and its shadow) dip and dance at the batter. When contact is made, the ball moves realistically, either bouncing through the infield or sailing with convincing flight toward the warning track.

"The second innovation will become obvious after the ball is hit. The players automatically spring into action. You control their subsequent moves and throws, (which) forces the offense to

rely on strategy and skill, rather than on an inexperienced opponent scrambling to activate the correct fielder.

"The game also incorporates other special features to insure a major league quality. You can choose from different line-ups, planning your game around the single hitters or the big boomers. There are different pitchers to start, with a reliever patiently waiting in the bullpen. A lively organist keeps the screaming fans happy while you play against an opponent or computer in a full nine-inning game or simple batting practice."

Mark Cotone
Hi-Res Magazine
May/June 1984



STAR LEAGUE™ BASEBALL
Actual Atari® screens—Other versions may vary.

Ask for **STAR LEAGUE™ BASEBALL** at your local software dealer or write: **GAMESTAR, Inc.**, 1302 State Street, Santa Barbara, CA 93101 or call 805-963-3487.

Now Available for Commodore 64™ and Apple II®



VIC 20™
COMMODORE 64™

Still the Best!

Rated **THE BEST** educational program for the VIC 20™ by *Creative Computing* magazine.

Commodore 64 version: "This is the best typing tutor we have seen yet; it can get your children touch typing in short order and bring an old hand up to speed. Includes excellent training modules and an arcade type mode to liven things up and put some pressure on; ★★★★★" **INFO-64**

Our customers continue to tell us of their success. . . .

"... delighted with my son's progress . . . he is the only one in his second grade class who touch types at the computer."

(58 year old man writes) . . . "great, excellent. To me a source of great learning . . . I just can't express how much I have enjoyed it!"

In daily use by schools across the USA.

"Computer aided instruction at its best" *Commander* magazine


TYPING TUTOR + WORD INVADERS

The proven way to learn touch typing.

COMMODORE 64 Tape \$21.95

COMMODORE 64 Disk \$24.95

VIC 20 (unexpanded) Tape \$21.95



NEW!



IFR (FLIGHT SIMULATOR)

**DISK OR TAPE
FOR THE
COMMODORE 64
\$29.95**

**CARTRIDGE
FOR THE VIC 20
\$39.95**

JOYSTICK REQUIRED

Put yourself in the pilot's seat! A very challenging realistic simulation of instrument flying in a light plane. Take off, navigate over difficult terrain, and land at one of the 4 airports. Artificial horizon, ILS, and other working instruments on screen. Full aircraft features. Realistic aircraft performance—stalls/spins, etc. Transport yourself to a real-time adventure in the sky. Flight tested by professional pilots and judged "terrific"! Rated "Excellent" by *Midnite Software Gazette*.



Shipping and handling \$1.00 per order. CA residents add 6% tax.



ACADEMY SOFTWARE

P.O. Box 6277, San Rafael, CA 94903 (415) 499-0850

Programmers: Write to our New Program Manager concerning any exceptional VIC 20™ or Commodore 64™ game or other program you have developed.

If you want to change the keys which control your ship's movement and laser fire, you will need to know the number which represents your new key in location 203. To find the number, type in this one-line program:

10 PRINT PEEK(203): GOTO 10

This simple program is an infinite loop that displays the contents of location 203 onto the screen. When you RUN the program, you will see the number 64 scroll continuously up the screen; location 203 contains a 64 when no key is being pressed. To see the number representing any key, just hold down the key and note the number that scrolls up the screen. Once you have the number of your new key, you can make that key your new fire button by substituting the number in place of the 42 in line 70 of Program 1 for VIC. (For the 64, replace the 21 in line 70 of Program 2.)

A Chart Of Keyboard Codes

You can use this one-line program to make a chart of the numbers representing each key on your keyboard. Hold down each in turn and note the number on the screen. Pressing the following keys does not affect location 203: RESTORE, SHIFT, SHIFT LOCK, CTRL, the Commodore key, and RUN/STOP. Use RUN/STOP to break out of the infinite loop.

Other versions of Beekeeper can be created by manipulating the initial values of the variables. Here is a list of the most useful variables in lines 700-710:

Variable	Description
P1	Starting position of ship on screen
SH	Starting direction of ships
SQ	Starting number of ships provided in each level
AQ	Starting number of drone bees in hive for each level
SA	Highest point on the screen that the ship can reach
SE	Lowest point on the screen that the ship can reach

Also, the IF-THEN statement in line 110 can be changed to give your ship's laser a greater range. For example, you can have the laser reach across the VIC screen by changing this statement to:

IF I<21 THEN 90

For the 64 version, substitute the number 39 for 21 in the above statement.

The DATA in lines 840-880 (lines 840-885 for the 64) controls the shape of Beekeeper's user-defined characters. By changing the DATA in these lines, you can create your own characters.

If you prefer not to type in this program, send \$3, a cassette, a note giving the Beekeeper variation you want (VIC version only), and an SASE to:

Daniel Gray
141 N. Franklin St.
Cochtanton, PA 16314

See program listings on page 136. ■

SEE THE LIGHT!

Quality Software that Outshines the Rest
Programs for the Commodore 64

dMOS™

Database Management Operating System

The BEST data base management tool for the collection, arrangement and display of alphanumeric data.

A unique pattern matching and searching capabilities make dMOS™ the easiest DB system available on the market.

Features:

- Map search technique to achieve a "logical AND", while searching between fields.
- Display records found, or NOT found by a search.
- Rearrange fields.
- Suppress fields and field titles.
- Insert short (10 character) text.
- Selectively print records.

\$39⁹⁵

SoftLoc™

The Program Security System

Set up program security in minutes.

Lock up your personal, financial or business records.

3 types of protection:

- Re-encodes program.
- Modifies diskette directory.
- Selectable and reassignable 7 digit access code.

\$29⁹⁵

and announcing. . .

Missing Key™

A reset System Restores your BASIC Program.

After programming for hours you press RUN for a final check of your work — the computer locks up. You press RUN, STOP. . . nothing — you press RESTORE. . . nothing — you look for the missing key but it isn't there. You have to turn off your computer and lose hours of work!!

Now Add the Missing Key™:


- Press the "Missing Key™" and the computer resets itself from any lockup, and your BASIC program is restored.
- Load and run the program included.
- Takes nothing away from your computer, neither memory nor a plug-in port.
- Attaches to your C64 keyboard or any other convenient location.
- Will not void your CBM warranty.

\$29⁹⁵

Phone Boss™

Personal Phone Directory Program

Designed to store and organize your personal phone listings.



The user has complete control of 15 category titles and entries.

\$29⁹⁵

Software by SoftPeople ■ Programs for the Commodore 64 ■ Connecting People with Great Ideas.

SoftPeople Inc.

2042 Marshall Ave. St. Paul, MN 55104 (612) 644-1551



Dealer Inquiries Invited


1-800-447-3273



Special P.O.P Packages
& Prices Available

www.commodore.ca

COMPUTE! Books



COMPUTE!'s Reference Guide To Commodore 64 Graphics

A complete tutorial on Commodore 64 graphics. Noted Commodore author John Heilborn explains how to program sprites, multicolored screens, animation, custom characters, and more. Beginners will like the step-by-step instructions and clear example programs. Advanced programmers can build up

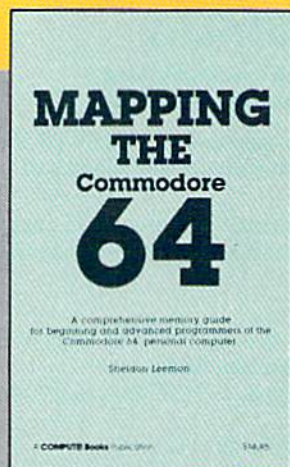
their tool kit with the character editors, sprite editors, screen design program, and other useful utilities.

218 pages, paperback.

Spiral bound for easy access to programs.

\$12.95

ISBN 0-942386-29-9



Mapping The Commodore 64

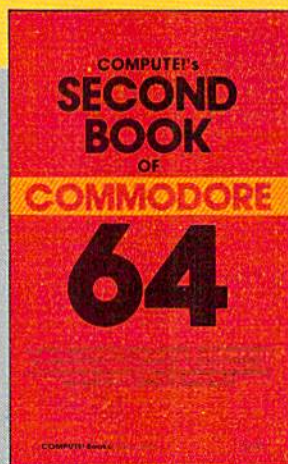
An invaluable memory map. Complete details on the functions of pointers, the stack, ROM and Kernal routines, and more. BASIC programmers will find easy-to-understand explanations of advanced programming techniques. Programmers using machine language will find a wealth of useful locations and ideas for programming. For intermediate to advanced programmers.

268 pages, paperback.

Spiral bound for easy access to programs.

\$14.95

ISBN 0-942386-23-X



COMPUTE!'s Second Book of Commodore 64

Continues in the tradition of the best-selling *First Book of Commodore 64* in presenting quality programs and articles, many revised or never before published. There's something for almost any 64 user: arcade and text adventure games, an impressive word processor, a program which adds 41 new BASIC commands, an

electronic spreadsheet, sound and graphics tutorials, and information on saving, copying, and retrieving files.

288 pages, paperback.

Spiral bound for easy access to programs.

\$12.95

ISBN 0-942386-44-2



COMPUTE!'s First Book Of Commodore 64


An excellent resource for users of the 64, with something for everyone: BASIC programming techniques, a memory map, a machine language monitor, and information about writing games and using peripherals. Many ready-to-type-in programs and games.

264 pages, paperback.

Spiral bound for easy access to programs.

\$12.95

ISBN 0-942386-20-5



COMPUTE!'s First Book Of Commodore 64 Games

Packed full of games: "Snake Escape," "Oil Tycoon," "Laser Gunner," "Zuider Zee," and many more. Machine language games requiring fast hands and a good eye, as well as strategy games which will exercise your mind. Introductory chapters and annotated listings provide ideas and techniques for writing games. An excellent


introduction for 64 owners who want to begin writing games.

217 pages, paperback.

Spiral bound for easy access to programs.

\$12.95

ISBN 0-942386-34-5



Creating Arcade Games On The Commodore 64


This book develops and explains the principles of game design; includes general programs for using the screen, custom characters, animation, sprites, sound and music, and other features of the 64. Also includes five games. Just the book for programmers who want to learn how to write fast, exciting arcade games.

357 pages, paperback.

Spiral bound for easy access to programs.

\$12.95

ISBN 0-942386-36-1



COMPUTE!'s Third Book Of VIC

A potpourri of games, applications, utilities, and programming techniques, some never before published. Tricks for saving memory, four games, budget planner, custom characters, PEEK and PRINT for the VIC, Graph Plotter, Music Composition, and Automatic Program Appending are just a few of the fine programs and chapters. Also, appendices


and reference tables. *Third Book of VIC* is a useful source of ideas for programmers of all levels.

360 pages, paperback.

Spiral bound for easy access to programs.

\$12.95

ISBN 0-942386-43-4



Commodore 64 Games For Kids

Dozens of games for kids of all ages. An instant library of educational software. "Stargazer" displays the constellations of the night sky. "Movers and Shakers" tests knowledge of historical figures. "Hidden Picture" lets children uncover a series of drawings. Also, games featuring music, spelling, and world geography. Appropriate grade levels are clearly identified.

267 pages, paperback.

Spiral bound for easy access to programs.

\$12.95

ISBN 0-942386-37-X

COMPUTE! Publications, Inc. 

One of the ABC Publishing Companies

Post Office Box 5406, Greensboro, North Carolina 27403

 www.commodore.ca



Bonking Barrels

Bruce S. Gordon

Score points by climbing the girders, but beware the falling barrels. For the VIC and 64.

The goal of this game is to weave your way through a maze of girders and make it safely to the top. But someone (you can't see who) is rolling large barrels in your direction.

"Bonking Barrels" will appeal to those who want to take a break from fast-action games which require quick reactions. There are plenty of safe spots where you can stop and watch the action while you decide on your next move. Some people prefer to play with calculating conservatism, moving slowly from level to level, while others rush upward with wild abandon. The choice is yours.

Keyboard Control

Start at the bottom of the screen with the first of four players. Use the A key to move left, D to move right. When you are underneath a break in the girders, the f3 key allows you to jump up to the next level. You can create an opening at any

time with the f1 key, although doing so will decrease your score. If you reach the top, you start at the bottom of a new screen.

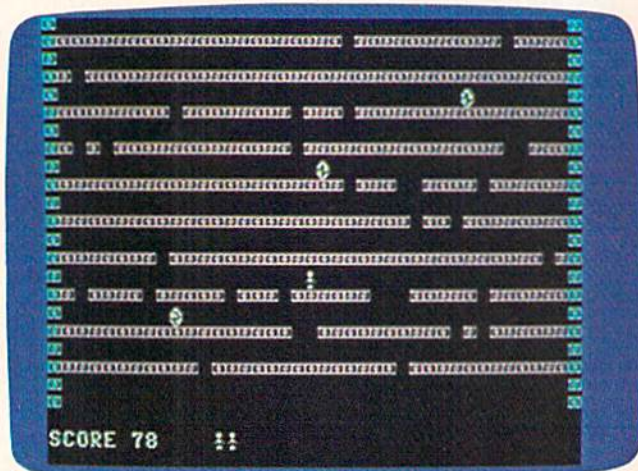
You get two points for each level you climb. Each time f1 is used to blast an opening, you lose five points. Getting bonked costs you eight points. The new score is displayed when you reach the top or when a barrel reaches the bottom of the screen, whichever comes first.

After the first two screens, the number of barrels is randomly selected, which affects the speed of play. In addition, each time a new screen appears, the passageways between levels are placed randomly. Sometimes you will find a level with no openings, and will have to use the blaster. It is also useful for escaping from a tight squeeze.


VIC Instructions

When entering the VIC version, you can save memory by leaving out the REM statements. Or delete lines 92-100 (the instructions) and change line 91 to RETURN. The program fits very snugly into an unexpanded VIC.

See program listings on page 142.




The player rests for a moment in a safe area (64 version).



A barrel has bonked the hero in the VIC version.

Flight Simulator II

For
the Commodore 64™



Put yourself in the pilot's seat of a Piper 181 Cherokee Archer for an awe-inspiring flight over realistic scenery from New York to Los Angeles. High speed color-filled 3D graphics will give you a beautiful panoramic view as you practice takeoffs, landings, and aerobatics. Complete documentation will get you airborne quickly even if you've never flown before. When you think you're ready, you can play the World War I Ace aerial battle game. Flight Simulator II features include ■ animated color 3D graphics ■ day, dusk, and night flying modes ■ over 80 airports in four scenery areas: New York, Chicago, Los Angeles, Seattle, with additional scenery areas available ■ user-variable weather, from clear blue skies to grey cloudy conditions ■ complete flight instrumentation ■ VOR, ILS, ADF, and DME radio equipped ■ navigation facilities and course plotting ■ World War I Ace aerial battle game ■ complete information manual and flight handbook.

See your dealer . . .

or write or call for more information. For direct orders please add \$1.50 for shipping and specify UPS or first class mail delivery. American Express, Diner's Club, MasterCard, and Visa accepted.


Order Line: 800/637-4983

subLOGIC
Corporation
713 Edgebrook Drive
Champaign IL 61820
(217) 359-8482 Telex: 206995

www.commodore.ca

SPACE PATROL

Salvador Alcántara




In this VIC version, the player must decide to quickly descend and destroy the two ships about to land or move up and attack the new wave of invaders.

You are engaged in a battle in space above your planet, trying to prevent the aliens from landing. If you're to succeed, a good strategy is required. Versions are included for the VIC and 64. Joystick required.

Your mission is to defend your planet from an intergalactic invasion. You are in charge of a space patrol craft which can move up and down the center of the screen. Moving the joystick to the left or right changes the direction the ship is facing. If you hold the joystick in the same position, the surface starts moving in the opposite direction, giving the appearance of motion.

Invader ships appear at the top of the screen and move down at variable speeds; this makes their capture more exciting. The fire button shoots torpedoes in the direction your ship is pointing. Use the torpedoes to destroy invader ships and



The player's ammunition (on the right edge) is running low as the invaders begin to land (64 version).

increase your score. Remember that your ship moves vertically, but you can shoot only horizontally.

Don't Let Them Land

You want to prevent the invaders from landing on your territory. When five alien ships reach the surface, you have failed and the game is over. But you get an extra chance with each 500 points scored in the VIC version. In the 64 version, you get an extra chance with the first 500 points, and an extra chance with each 300 points scored thereafter. The number of remaining chances is indicated in the upper-right corner of the screen and the score is indicated in the upper-left corner. The 64 version also contains a pause feature (f1).

Your score depends on the skill level selected. You earn more points for hitting ships at harder levels. The skill level varies according to the speed and number of invader ships; you get

BEACH-HEAD™


"The War Game To End All War Games!"

Available For:
COMMODORE 64
and **ATARI**
Home Computers

Take command of the hottest new strategic war game ever, BEACH-HEAD™ from ACCESS. The battle action is filled with spectacular 3D realism and sound effects that would even make Hollywood envious!

Six separate sequences take you into the heart of battle. Meet each one with calculated skill and with a little luck, you just might survive long enough to knock out the enemy fortress.

★ Nominated for BEST GRAPHICS AND SOUND award "Billboard Magazine, 1984



MASTER COMPOSER™ Real music that you compose. Imitate your favorite "Top 40" or compose your own, taking full advantage of the sound synthesizer of the Commodore 64™



SPRITEMASTER™ Spritemaster is the finest utility available for multicolor sprite animation and game programming. It will have you making full color animated objects in just minutes. It can also be used as a teaching tool for developing artistry and creativity.



NEUTRAL ZONE™ Neutral Zone takes you to the outer edges of the galaxy, to ALPHA IV, a long range early warning station whose mission is to detect alien intruders from other galaxies.

ACCESS™
Software Incorporated

925 East 900 South SLC., Utah 84105 (801) 532-1134

*Commodore 64™ is a trademark of Commodore Electronics Ltd. "ATARI" is a registered trademark of ATARI, INC.

www.commodore.ca

higher speeds and fewer ships as the level is increased.

The game is not as easy as it seems. In the beginning, you are provided with only 20 torpedoes. Each time you fire you lose one. A column of bombs along the right side of the screen tells you the number of torpedoes remaining. When you shoot all your torpedoes, your ship looks different on the screen (it seems to be empty) and you cannot fire at the invaders.

Find A Supply Base

To obtain a new provision of torpedoes, you must land in one of the supply bases that appear at the bottom of the screen. To reach the supply base, you have to be exactly over the base and move the joystick down. You can't get a new provision of torpedoes until you have finished your current supply.

The new provision is less than the original, depending on the level selected. Each time you visit the bases you receive fewer torpedoes. Five is the minimum you can get.

One of the special features in this game is the moving characters. During program execution the definition of the invader ship in memory is altered. This makes all the ships in the screen change simultaneously, giving them a uniform motion.

Another exciting aspect of the game is the way that the planet surface moves, offering a changing background for the game.

Loading Instructions

"Space Patrol" for the VIC is divided into two parts. Program 1 loads the data for the custom characters into a block of protected memory. This prevents the data from being destroyed when the main program is loaded. After Program 1 is run, it automatically loads and runs the second program. Program 2 is the game itself. For disk you must save Program 2 with the filename "SP". If you are saving to tape you must change ,8 to ,1 in Line 45 of Program 1.

Tape users should type in and save Program 1, then type in Program 2 and save it immediately following Program 1 on the same tape. Again, use "SP" as the filename.

The 64 version of Space Patrol (Program 3) plays the same (except for bonus points, as mentioned earlier) as the VIC version.

I hope you find that these techniques will help you in the design of new and more exciting games. If you reach a bonus score, wait for a great surprise.

See program listings on page 145. @

DI-SECTOR

Version 2.0

**EVERYTHING YOU EVER WANTED IN A DISK UTILITY... AND MORE!!
FOR THE COMMODORE 64***

BACKUP YOUR ENTIRE DISK LIBRARY QUICKLY AND EASILY

- ★ Fully automatic 3-pass backup of protected software
- ★ SUPER FAST direct or allocation backup of standard format disks
- ★ Copy files

POWERFUL DISK MANIPULATION SYSTEM GIVES YOU TOTAL CONTROL OF YOUR 1541

- ★ Edit sectors in HEX, ASCII, or Assembler
- ★ Display sector header information
- ★ Force errors to any track and sector instantly
- ★ Repair damaged diskettes
- ★ Machine language monitor allows examination/modification of both C-64* and disk drive memory

Screen Prompts and Thorough Documentation Make This Powerful Utility Simple to Use

\$39.95

*Commodore 64 is a registered trademark of Commodore Business Machines

... WRITE OR PHONE ...
STARPOINT SOFTWARE
Star Route 10 • Gazelle, CA 96034 • (916) 435-2386

VISA or
MASTERCARD

add \$3 for C.O.D.

The Best of British from

ames



FALCON PATROL

As a sole survivor of Falcon Patrol you must try and stop the attacking jets from destroying your oil installations and refuelling bases. You VTOL (Vertical Take-Off and Landing) jet is armed with 100 anti-aircraft missiles (AAM's) and a very sophisticated radar. This radar shows your refuelling and re-arming bases and any enemy aircraft (their direction and altitude). As this is not only a tremendous arcade-style game with very fast action, but incorporating strategy, you must pit your wits against the enemy.

Comments

- "This game is one of the best I've seen for the Gi-Si far." Popular Computing Weekly.
- "With excellent graphics, original sound effects and a very high addiction factor, this one is a must for any 64 owner." Edward Computer Games.
- "A fast action and compelling game which I highly recommend." Personal Computer News.

HIDEOUS BILL And The Gi-Gants

A gripping three-part tale of heroism and romance. Can you help Hideous Bill pit his wits against the Gi-Gants to rescue his true love Greta?

1st Screen - You are in the first level of the Gi-Gants nest. Your task is to save Greta (your true love) from becoming ant food. To complete this phase you must crush all the eggs. Gi-Gant's shells are covered in a poisonous slime.

2nd Screen - On this level there are no weapons to help you.

3rd Screen - The object of your true love is now in sight! Greta can be seen imprisoned in the Gi-Gant's tomb.

Comments

- "This game has been very well designed. I enjoyed playing the game. All in all a well presented package." Home Computing Weekly.
- "It's very addictive and like Falcon Patrol the use of sound is superb." Which Micro.

SPACE AMBUSH

You will be attacked by strangely shaped mutants who will try to destroy your ship by either ramming or bombing it. To defend yourself you have a fast-firing laser cannon. At first your attackers, which appear totally at random, are slow moving and easy to hit. But when they split in two, and speed up, hit them again and they are likely to drop a proton bomb on you. Successive mutant waves appear time after time and in increasing numbers.

After 24 waves the re-docking procedure is followed and you then emerge with twin lasers! Now the action really speeds up and you will become one of the fastest beings ever to come into contact with a Commodore 64.

Comment

- "This is a truly addictive game of the old school, with excellent sound, color, game play - compulsive and heart-racing." Leisure Electronics Trader.

Manufacturer's suggested list price

\$29.95

Available from: Quicksilver Inc., 426 West Nakoma, San Antonio, Texas 78216

www.commodore.ca

REVIEWS

Gridrunner II For The VIC-20

Todd Heimarck, Assistant Editor

Read the instructions and you almost feel obligated to play:

"It is 100 years after the infamous Grid Wars. You, one of the few survivors of the Gridrunner Squadrons, are sitting watching TV when suddenly an announcement breaks in:

"All pilots with gridrunner experience report to base immediately. This is an emergency!"

"Arriving at base, you are shown into a briefing room, already thronged with pilots. The briefing begins:

"We have brought you here because once again Earth is in danger. The droids have returned—with superior weapons and tactics! We intend to form a new squadron—codename MATRIX—of the best pilots to combat this menace!"

You have been recalled to duty. It would be unpatriotic to refuse. Humankind is depending on you.

The basic idea of Hesware's *Gridrunner II* (originally marketed as *Attack of the Mutant Camels*) is that aliens attack and you fight back. But this game is more than a typical shoot-'em-up arcade-style game.

Traveling The Grid

If you are not familiar with the original *Gridrunner*, you need to understand that Earth depends on huge grids which orbit the planet and provide electricity. Aliens have landed on the grids. It is your duty to eliminate them using your gridrunner, a space-



Droids, bombs, zappers, and the snitch are some of the perils in Gridrunner II.

ship specially designed for travel on the grid.

Using a joystick, move your ship up and down, back and forth. Press the fire button to shoot your cannon. Your bullets travel straight up; you cannot shoot left, right, or down. Hitting an alien ship does not necessarily destroy it: It becomes a pod which eventually develops into a bomb that drops straight down. After you shoot an alien you have a chance to destroy the pod; it takes a few extra shots.

But once it starts dropping, your only option is to get out of the way because your cannon is ineffective against bombs. If you shoot a lot of droids in one section of the screen, expect a tumult of bombs within a few seconds. You soon learn to clear away some safe areas.

The enemy ships enter at the top of the grid, one leading the others, traveling in a long chain (as in *Centipede*). They traverse the screen in a boustrophedon manner. If you shoot a

Enter CompuServe's Electronic Mall™ and shop at your convenience in these exciting departments.


The Micro Mart
The General Store
The Travel Agent
The Book Bazaar
The Record Emporium
The Photo Booth
The Software Shop
The Financial Market
The Magazine Kiosk
The Gardening Shed
The Newsstand

A sample of the companies participating in CompuServe's Electronic Mall™ includes:

Amdek
American Airlines
American Express
AST Research
Bank of America
Bantam
Big T Automotive
Buick
CBS Publishing
CDEX
Colonial Penn
Commodore
Computer World
Digital Equipment
dilithium Press
800 Software
47th Street photo
Grolier
Harvard Business Review
Heath
Heinold Commodities
Hertz
E.F. Hutton
Inmac
Innovative Software
Knapp Press
Magazine Entree
Magazine Supply House
Manufacturer's Hanover Trust
Max Ule
McGraw-Hill
Metropolitan Life
Microsoft
Miracle Computing
Misco
Newsnet
Novation
Official Airline Guide
Pan American Electronics
Peachtree Software
Practical Peripherals
Program Store
Professional Color Labs
RCA Record Clubs
Record World
Sears
Select Information Exchange
Sim Computer Products
Simon and Schuster
Small Computer Book Club
Software Advisor
Stark Brothers
Supersoft
Vanguard
VisiCorp
Waldenbooks
Woman's Day Books
Ziff-Davis

Merchants and manufacturers who want to participate in the Electronic Mall™ may contact: Stephen A. Swanson, L.M. Berry & Co., P.O. Box 6000, Dayton, OH 45401, (513) 296-2015.

www.commodore.ca



BY THE YEAR 2000, THE WORLD MAY CATCH UP WITH THE WAY COMPUSEVE'S NEW ELECTRONIC MALL™ LETS YOU SHOP TODAY.

Introducing the first computer shopping service that brings you convenience, savings and enjoyment.

Here's your chance to expand the practical uses of your personal computer.

Sign up for CompuServe and shop in our new Electronic Mall. It's easy to use. It tells you more about the products you're buying. It lets you order faster. And it's totally unique.

CompuServe's new Electronic Mall™ offers you all these shopping innovations.

— It's enormous! So it gives you in-depth information on thousands of goods and services, and lets you buy even hard-to-find merchandise. — Its unique "Feedback" service lets you ask the merchants themselves specific questions. — It's incredibly efficient in ordering the products and services you want.

— Its special discount opportunities make it economical, purchase after purchase. — And its name-brand merchants assure you of top-quality merchandise.

Make the CompuServe Electronic Mall 15-Minute Comparison Test.

What you can do in 15 minutes shopping the Electronic Mall way.

- Call up on your computer screen full descriptions of the latest in computer printers, for instance.
- Pick one and enter the order command.
- Check complete descriptions of places to stay on your next vacation.
- Pick several and request travel brochures.
- Access a department store catalog and pick out a wine rack, tools, toys... any thing!
- Place your order.

What you can do in 15 minutes shopping the old way.

- Round up the family and get in the car.

The Electronic Mall, a valuable addition to the vast world of CompuServe.

CompuServe's Consumer Information Service brings you shopping information, entertainment, personal communications and more.

You can access CompuServe with almost any computer and modem, terminal or communicating word processor.

To receive your illustrated guide to CompuServe and learn how to subscribe, call or contact...

CompuServe

Consumer Information Service

P.O. Box 20212

5000 Arlington Centre Blvd.

Columbus, OH 43220

800-848-8199

In Ohio call 614-457-0802

REVIEWS

ship in the middle of the chain, the squad splits into two smaller chains which move in different directions. When a droid ship hits one of the pods, it drops down a notch and reverses course. When it reaches the bottom, it stops moving back and forth and switches to diagonal mode.

The Dangerous Zappers

Battling droids and pods is a snap. To ambush a squad of droids, just let a few go by and, while moving in the same direction, start shooting. The bombs are easily evaded.

But there are complications. The alien invaders have more

weapons in their arsenal.

The X-Zapper moves down the left side of the screen. The Y-Zapper travels from left to right along the bottom. Neither is actually on the grid; you can't attack them. The X-Zapper regularly sends out a short burst. At the same time, the Y-Zapper shoots a laser. Where the two meet, a baby pod is planted. The pod, of course, grows into a bomb.

The pods and the bombs are not the problem, though. The real dangers are the short burst from X and the laser of Y. They zap so fast you have no time to get out of the way.

Fortunately, the zappers follow a regular pattern; once you figure it out, you remember which grid locations pose a danger and when. Unfortunately, the zapper pattern makes it more difficult to ambush the droids. You can't just jump on them from behind, you have to worry about where the next zapper blast is coming from. And, worse yet, you cannot concentrate on the droid waves. Your eyes stray from the aliens to the X-Zapper on the left and the Y-Zapper at the bottom.


And there's more.

The Snitch

You have to watch for the turncoat humanoid. He has joined the alien side and helps them by running along the top of the grid. When the Snitch is directly above you, he stops. He waves his arms. If you stay where you are, the Y-Zapper sends an extra laser blast directly at you. Instead of staying where you feel

AARDVARK LTD.

VIDEO ADVENTURES™



DUNGEONS OF MAGDARR - Serious D of D for up to 8 players. Features full 3d GRAPHICS! You get a choice of several characters that grow from game to game and are interchangeable with characters from our famous Dungeons of Death game. A real dungeon with level after level of monsters to conquer and treasures to find - all in hi-res 3d graphics.

Available On: TRS80C, IBM PC, CM064
TAPE \$19.95 DISK \$24.95

BAG-IT-MAN - The ultimate arcade game for TRS80C or CM064. This one has three screens full of BAGS OF GOLD, CARTS & ELEVATORS TO RIDE IN, MINE SHAFTS and TWO NASTY GUARDS. Great sound and color and continuous excitement.

Available On: TRS80C, IBM PC, CM064
TAPE \$19.95 DISK \$24.95



QUEST - A different kind of Graphic Adventure, it is played on a computer generated map of Alesia. You'll have to build an army and feed them through combat, bargaining, exploration of ruins and temples, and outright banditry! Takes 2 - 5 hours to play and is different each time.

Available On: TRS80C, IBM PC, CM064, VIC20, MC10, 10K, 100K, EXT, BASCI, IBMPC
TAPE \$14.95 DISK \$19.95

STARFIRE - If you enjoyed Star Raiders, or Star Wars, you will love Starfire. It is not a copy, but the best shoot-em-up, see them in the window space game on the CM064 or TRS80C. The fantastic graphics will put you right in the control room as you hyperspace from quadrant to quadrant fighting the aliens and protecting your bases.

Available On: TRS80C, IBM PC, CM064
TAPE \$19.95 DISK \$24.95



MARS - Your ship crashed on the Red Planet and you have to get home. You will have to explore a Martian City, repair your ship, and deal with possibly hostile aliens to get home again. This is recommended as a first Adventure. It is in no way simple - playing time normally runs from 30 to 50 hours. But it lets you try out adventuring before you battle the really tough ones. Full Graphics Adventure.

Available On: TRS80C, CM064, MC10, IBM PC
TAPE \$19.95 DISK \$24.95

PYRAMID - ONE OF THE TOUGHEST ADVENTURES - Average time through the pyramid is 50 - 70 hours. Clues are everywhere and some ingenious problems make this popular around the world. FULL GRAPHIC ADVENTURE.

Available On: TRS80C, IBM PC, CM064, MC10, IBM PC
TAPE \$19.95 DISK \$24.95



NEW! GRAPHIC ADVENTURES

AARDVARK offers over 120 original high quality programs. Send one dollar for a current catalog and receive a \$1.00 gift certificate good towards your next purchase.

Authors - AARDVARK pays top dollar for high quality programs. Send a copy today for a personal review and editorial help.

TO ORDER: Send amount indicated plus \$2.00 shipping, per order. Include quantity desired and your preference of tape or disk. Be sure to indicate type of system and amount of memory. When using charge card to order by mail, be sure to include expiration date.



CHARGE CARDS
WELCOME



1-313-669-3110

PHONE ORDERS ACCEPTED
8:00 a.m. to 8:00 p.m. E.S.T., MON-FRI

AARDVARK Action Software


2352 S. COMMERCE • WALLED LAKE, MI 48088 • (313) 669-3110

CM064 / TRS80C / IBMPC / VIC20 / T199

VIC-20/C-64 MODEM

MFJ-1237

\$39⁹⁵



Tiny 2½x2½x1 in.

300 baud

Direct Connect

Originate/Answer • Full

Duplex • Carrier detect LED

World's lowest cost modem. High performance Texas Instrument single chip modem design.

Works for both VIC-20 and Commodore 64. Plugs into user's port. Use with single or multi-line phones. Plugs into telephone base.

300 baud. Direct connect. Originate/answer. Full duplex. Carrier detect LED. Crystal controlled.

Powered by computer. Aluminum enclosure.

Includes Basic listing of Terminal Program.

Terminal Program available on tape, \$4.95 and cartridge, \$19.95. Specify VIC-20 or C-64.

Save VIC-20 Cartridge Programs on tape

MFJ-1256

\$39⁹⁵



Adapter board


lets you save VIC-20 cartridge programs on cassette tape and run them using 8K RAM board. Provides cartridge backup, eliminates plugging and unplugging cartridges and turning VIC-20 on and off.

Includes adapter board that plugs into expansion port and software to save and run cartridge programs on cassette tape. Requires 8K RAM board (not included).

RS-232 Interface for VIC-20/C-64

MFJ-1238

\$39⁹⁵



Provides RS-232 voltage conversion for VIC-20/C-64 serial port. Use

RS-232 printers, modems, speech synthesizers and other RS-232 peripherals. Switch reverses transmit/receive lines for DTE or DCE operation. Use as null modem. Standard 25 pin RS-232 connector. Plugs into user's port. Powered by computer. 2½x2½ inches.

VIC-20 Capacitance Meter

Measure 100 pf to 100 Mfd. Includes calibration capacitor, software on tape and hardware interface.

MFJ-1258

\$29⁹⁵

Order from MFJ and try it. If not delighted, return within 30 days for refund (less shipping).

One year unconditional guarantee.

Order yours today. Call toll free 800-647-1800. Charge VISA, MC. Or mail check, money order. Add \$4.00 each for shipping and handling.

CALL TOLL FREE ... 800-647-1800

Call 601-323-5869 in MS, outside continental USA.

MFJ

**ENTERPRISES
INCORPORATED**

921 Louisville Road, Starkville, MS 39759

REVIEWS

comfortable, you have to move back and forth out of range of the traitor.

The actions of the Snitch are frustrating, like a little brother who eavesdrops and then reports everything to your parents. The Snitch, after all, is one of us. And we are laboring nobly, trying to save the Earth from total destruction. It hurts when you lose a gridrunner due to treachery.

Fighting against aliens is a standard game concept; you have to shoot them before they shoot you. And the Snitch could have been just another alien, a spotter or tracker or whatever.

But knowing the Snitch is a human, a spy, makes it worse when you are zapped. You are angry at the betrayal and want to get him back to the side of truth and justice.

Psychological Warfare

Looking like recent arrivals from a pack of Camel cigarettes, the mutant dromedaries (perhaps from Andromeda?) meander down the screen individually (unlike the droids, who travel in organized squads).

The Mutant Camels are rumored to be psychological weap-



Zaxxon is a trademark of Sega Enterprises, Inc.

ons, designed to confuse and disorient. And they do confuse. First, they're camels who live in outer space. Second, they clutter up the screen and speed up the pace of the game. And, finally, they don't seem to do anything. They don't attack you, they don't drop bombs, they just move down the screen. You can even run into them with your ship; they just bounce off.

You can't ignore them, however. In certain rounds they make the score run backwards. You lose more and more points the longer they stay on the screen.

(According to the game's designer, Jeff Minter, the camels are a tribute to San Francisco radio station KMEL, which broadcasts at 106 FM. And, not so coincidentally, shooting a camel is worth 106 points.)

In later rounds, another psychological weapon is introduced. Deflexors appear on the screen. They're like mirrors. Shoot one and your shot ricochets, often right back at you. The more complicated the game gets, the more careful you have to be.

Twenty Screens, Nine Ships, And Mystery Points

Gridrunner II has 20 different screens, although I've only seen 14 of them. As you would expect, clearing a screen advances you to the next one.

You start with five gridrunner ships. Each time you clear a screen, you are awarded another ship, up to a maximum of nine. With strategic play, a game can last 20 or 30 minutes.

Once in a while, after you clear the screen, you are awarded a mystery bonus. There are certain patterns which tend to lead to a bonus, not moving your ship on the first screen, for example.

The game begins at a simple level, a single squad of droids descending slowly. Level two has two squads. The Snitch appears in level three. In later levels, the Mutant Camels and Deflexors come into play. At the highest levels the droids start out moving diagonally, which is difficult to handle at first.

Gridrunner II uses the VIC's features to maximum advantage. The graphics are superb, the sound effects are very good, and it is challenging. As a basic shoot-'em-up game, it is one of the best.

Gridrunner II
HesWare
150 N. Hill Drive
Brisbane, CA 94005
\$29.95 (cartridge)

NOTHING CAN UPGRADE THE KEYBOARD OF YOUR C-64 LIKE THE **MAGNACOMP-64** INTEGRATOR CONSOLE



\$149.

- YOU INSERT THE ENTIRE KEYBOARD INTO THE LARGER, MORE SUBSTANTIAL HOUSING.
 - NUMERIC DATA-PAD IS BUILT IN (HARD WIRED, NO SOFTWARE REQUIRED.)
 - A FULLY ENCLOSED COMPARTMENT HIDES WIRES, ROOM IS PROVIDED FOR 80 COLUMN CARDS, EXPANSION, ETC.
 - SIX SURGE/SPIKE PROTECTED AND GROUNDED RECEPTACLES ARE INTERNALLY PROVIDED, WITH A HEAVY-DUTY CORD.
 - UNIT IS COLOR-MATCHED TO THE NEW MSD HIGH SPEED DISK DRIVE, TO PROVIDE A HANDSOME COMBO.
- SEND FOR FREE 6-PAGE CATALOG • C.O.D. or prepaid, only. • California residents add 6.5% sales tax.
Please allow 3-5 week for delivery. • 10-day money back guarantee.

AVAILABLE FROM: **OAKWOOD COMPUTER PRODUCTS**
3421 Burbank Blvd., Burbank, CA 91505 • (213) 841-0964

REVIEWS

Flexidraw For The Commodore 64

Daniel Feldman

Visual impact is what you get with the new *Flexidraw* system, a light pen driven, machine language hardware/software package for the Commodore 64. This professional quality, high-resolution (320 by 200 pixel) offering enables you to easily create either freehand or technical drawings on your screen.

Using all 16 colors of the 64, *Flexidraw* features an on-screen dynamic menu with audible feedback. Menu items are selected with the light pen, and your creations can be saved or recalled using a 1541 disk drive.

You can also print out any images on various printers: the Commodore 1525 (or equivalent); the Gemini 10, 10x, and 15 (or equivalent); the Epson MX/FX-80/70; the C. Itoh Prowriter; and the Okidata Microline 82/92/93. *Flexidraw* also supports various interfaces, such as the VicTree, Cardco B, G, and G+, and the Microworld MW 302.

Sleeping Genie

Flexidraw awakens the sleeping genie of hi-res graphics. The genie, otherwise known as the VIC-II chip, controls 64,000 specks of light on the C-64 video display. *Flexidraw* stimulates the VIC-II to do far more than make the usual Commodore characters and sprites.

DIG BYTES

ORDER LINE: 1-800-638-2617

Information, Order Status and in Ohio 1-216-758-0009

1541 DISK DRIVE.....\$228

1530 Datasette\$ 59
1526 Printer 100 cps289

1600 Modem.....\$ 59

1520 Printer/Plotter159

1702 Color Monitor.....\$229

MPS801 Printer.....\$208
1650 Auto Modem.....89

Call for availability of latest Commodore Products!

Assembler/Monitor15
Super Expander17
LOGO49
PILOT39
CP/M 2.259
Simon's Basic21
ZORK I,II,III25
Suspended25
Easy Calc55
Easy Finance I,II,III,IV,V17
The Manager35
General Ledger35
Accounts Receivable35
Accounts Payable35
Payroll35
Inventory35
Easy Script35
Easy Spell17

SPREADSHEETS

Calc Result89
Calc Result Easy38
Multiplan75
Omni Calc39

WORD PROCESSING

Work Pro 3+ with speller69
Paper Clip69
with speller89
Mirage Concepts79

DATA BASE MANAGERS

Delphi's Oracle89
Super Base79
Mirage Concepts79

PROGRAM GENERATORS

The Last One72
Codewriter85

GAME SPECIALS

Infidel36
Planet Fall36

HOME FINANCES

Home Accountant49
FCM39
Tax Advantage45

TELE COMMUNICATIONS

Compuserve Starter Kit27
Vidtex 6434
Smart 64 Terminal30

PRINTERS

Gemini 10X with Cardco interface309
Gemini 15X399
Riteman289
OkidataCALL

SPECIALS

Maxtron Datasette49
Tymac Connection79
Elephants Diskettes18
Micro Pak Paper7

SEND ORDER TO:


BIG BYTES

1309 Boardman-Poland Rd.
Poland, Ohio 44514

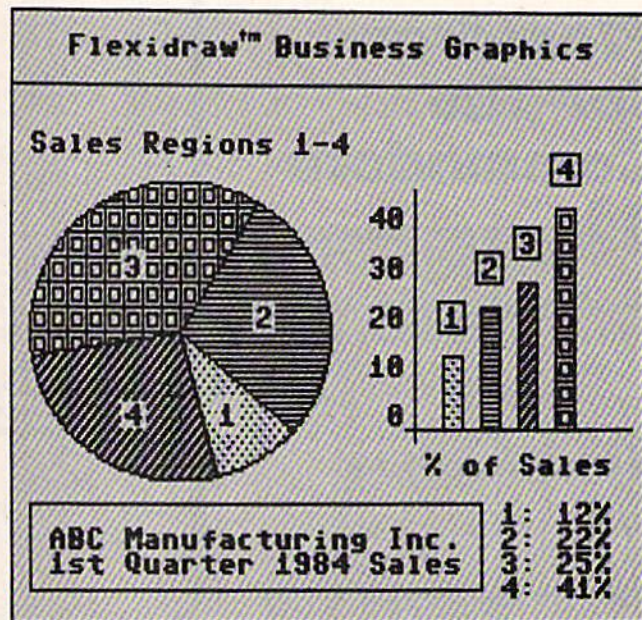

HOURS:

Mon.-Fri. 10 am - 10 pm
Saturday 10 am - 5 pm

We carry a complete line of Quality Commodore related products. Even if not listed, we probably have it, at the lowest price possible. SEND FOR OUR CATALOG! MOST ORDERS SHIPPED WITHIN 48 HOURS! All prices include cash discount. VISA/MC orders accepted - add 3.5%. NO C.O.D. ORDERS. NO WALK IN SALES OR RETURNS. RETURNS FOR CREDIT INCUR 15% RESTOCKING CHARGE. For quickest delivery send bank check or money order. Personal or Company checks delay order 21 days. All sales are final - defective merchandise exchanged for same product only. Shipping add 3% (\$2.50 Minimum). Call for shipping on monitors. Ohio customers add 5.5% sales tax. Prices & availability subject to change.



ZAXXON



The easiest way to describe *Flexidraw* is to compare it to a word processor. The most appealing feature of any word processor is the ease with which it permits you to manipulate text. Extend these same powers to images and you have an elec-

tronic image processor.

I immediately liked the feature which permits me to electronically create templates similar to the plastic ones found in an art supply store. These make it simple to copy, move, and duplicate frequently needed

shapes or symbols. The software includes musical, architectural, mathematical, and electronic symbol template files. You can also design your own, and build a library of custom shapes.

WE'LL BACK YOU UP!

ATTENTION COMMODORE 64 OWNERS

If you own a disk drive then you'll need "The Clone Machine". Take control of your 1541 drive.

NEW IMPROVED WITH UNGUARD.*

Package includes:

- 1.) Complete and thorough users manual
- 2.) Copy with one or two drives
- 3.) Investigate and back-up many "PROTECTED" disks
- 4.) Copy all file types including relative types
- 5.) Edit and view track/block in Hex or ASCII
- 6.) Display full contents of directory and print
- 7.) Change program names, add/delete files with single keystroke
- 8.) Easy disk initialization
- 9.) Supports up to four drives



\$49⁹⁵

*UNGUARD Now allows you to read, write and verify bad sectors and errors on your disk making it easy to back-up most protected software.

Dealers & Distributors


Inquiries Invited

CALL (201) 838-9027

**MICRO
WARE**

1342 B Rt. 23

Butler, N.J. 07405



"Should've made a back-up with the Clone Machine."

REVIEWS

Electronic Finger

Light pens have been available for some time, but effective software to drive them has been seriously lacking. Inkwell Systems, the developers of *Flexidraw*, have produced both an outstanding light pen and integrated software.

After examining the specifications and internal construction of the light pen, I am convinced that it will probably outlast my 64. It carries a two-year warranty, but more significantly, it has a rated MTBF (mean time between failure) in excess of 91 years of continuous use. In fact, it's the same light pen that Inkwell System's parent company, Design Technology, Inc., supplies with a \$500,000 CAD/CAM system.

The light pen and the 64 communicate via the VIC-II chip, which reads the horizontal and vertical positions of the pen when its tip touches the screen. Contact between pen and screen activates a tiny optical switch inside the pen. The pen's location is then read by a program. Since all of the software is written in machine language, it keeps the 64 well ahead of the fastest operation of the light pen.

ZOOM And Rubber-Banding

Flexidraw comes with a lot of advanced features. It offers two work screens, either freehand or point-to-point drawing modes, instant image inversion, and a rapid fill routine. Lines, circles, and rectangles require only two points to define their shape. The full assortment of 64 text and

CENTURY MICRO PRODUCTS

P.O. BOX 2520, MISSION VIEJO, CA 92690

Commodore 64



All Prices up to
40% OFF RETAIL

D=Disk
Cass=Tape
CT=Cartridge

HOME/BUSINESS

Practicalc (D)	38.95
Toti Business Mgr. (D)	69.95
Multiplan (D)	69.95
Bank St. Writer (D)	49.00
VIP Terminal	39.00
Quick Brown Fox (CT)	29.95
Paper Clip (D)	66.50
Paper Clip/SPELLpak (D)	87.95
Spellpak (D)	37.00
Word Pro/SpellRight (D)	69.95
CalcResult Advanced (D)	69.95
Home Acct (Continental) (D)	47.00
Delphi's Oracle (Consultant) (D)	66.50
CompuServe Starter Kit	29.00
Data Manager II (D)	37.00
Cardco Write-Now (CT)	37.00
FCM (Continental) (D)	34.95

GAMES

Choplifter (CT)	26.00
Lode Runner (D)	25.95
Enchanter (D)	35.00
Beach Head (D/CASS)	24.95
Neutral Zone (D/CASS)	24.95
Planetfall (D)	35.00
Odesta Chess 7.0 (D)	47.50
Uston's Prof. Blackjack (D)	47.50
Robbers of the Lost Tomb (D)	18.00
Star Trek (CT)	27.95
Castle Wolfenstein (D)	22.50
Zaxxon (D)	27.95

EDUCATIONAL

Early Games (D)	22.50
Matchmaker (D)	22.50
Piece of Cake (D)	22.50
Math Blaster (D)	36.95
Word Attack (D)	36.95
DLM Alligator Mix (D)	25.50
DLM Dragon Mix (D)	25.50
Mastertype (D/CT)	27.95
Songwriter (D)	28.95
Koala Touch Tablet	72.95
Spellicopter (D)	28.95
Spellikazam (D)	28.95
Crypto Cube (D)	28.95
Type Attack (D)	25.95
Snooper Troops #1 (D)	26.95
Trains (D)	26.95
The Most Amazing Thing (D)	26.95
Barron's SAT (D)	63.95

HARDWARE AND ACCESSORIES

Cardprint G	71.95
The Connection Parallel Int.	89.95
Cardco 5 Slot Exp. (C-64)	55.95
Cardprint B	39.00
Numeric Keypad	29.95
Data 20 Video Pak 80 (C-64)	139.00
Edu-Mate Light Pen	28.95
Zenith 12" Green Monitor	102.00
Zenith 12" Amber Monitor	125.00
Brother HR-15 (Letter Quality)	Call
C Itoh Prowriter 8510AP	Call
Gemini 10X	Call
Epson Printers	Call

TO ORDER: CALL 1-714-643-1056

8:00 A.M.-6:00 P.M. PST Mon.-Sat. or send check or


credit card number, signature and expiration date. Please include phone number.

Visa/Mastercard add 3%. Personal checks allow 2 weeks to clear. CA residents add sales tax.

Shipping & Handling: UPS - \$3.00; APO, FPO, Canada, US Mail - \$4.00 (hardware extra)


Call for Price Quotes of Products Not Listed.

Prices subject to change.



ZAXXON

REVIEWS



graphics characters are available to label your masterpiece.

If you like special effects, *Flexidraw* has several to make drawing more effective and fun. Zoom provides a 64 times

enlargement which translates a pixel into a character-sized block. At this scale, it is easy to turn individual pixels on and off with the pen. Four-directional scrolling allows you to manipulate other parts of your image while in zoom mode.

A fun technique called "rubber-banding" facilitates drawing lines exactly where you need them. You do this by first fixing a starting point. A line is then drawn, erased, and redrawn from starting point to the tip of the pen. This gives you an animated display of the line on the screen. When you are satisfied with the position of the

line, you either press a key or touch the LINE menu item to complete it.

The program allows you to draw using one of two grid sizes, or none at all. In grid mode you can also make use of the powerful GET and PUT commands. These are used to copy or move pieces of your drawing. GET copies all or part of your image into an invisible buffer. PUT copies the GET buffer onto one of your work screens.

The extent of the area to be copied is determined by positioning your light pen. For completeness, three different

YORK 10[®] CASSETTES

**COMPUTER GRADE
• DATA TRAC •
BLANK CASSETTES**

C-05, C-06, C-10, C-12, C-20, C-24, C-32

From the leading supplier of Computer Cassettes, new, longer length C-12's (6 minutes per side) provide the extra few feet needed for some 16K programs.

- BASF-LHD (DPS) world standard tape.
- Premium 5 screw shell with leader.
- Internationally acclaimed. Thousands of repeat users.
- Error Free • Money back guarantee.

BUY THE BEST, AT FACTORY-DIRECT PRICES

500 C-12's or C-10's — 38¢ each w/labels, add 4¢ • Shipping \$17.500
500 Boxes 13¢ ea. • Shipping \$10.500
(Free Caddy offer does not apply)

**TRACTOR FEED • DISCUT
BLANK CASSETTE LABELS**
WHITE: \$3.00/100 \$20.00/1000
NEW COLORED LABELS • Pastels —
Red, Blue, Green, Yellow, Lavender
\$4.00/100 \$30.00/1000

CASSETTE STORAGE CADDY
Holds 12 cassettes \$2.95
w/ boxes
Includes edge labels
and index card

FREE
1 CADDY WITH EVERY
4 DOZ. CASSETTES PURCHASED
(does not apply to 500 quantity offer)

Call: 818/700-0330
FOR IMMEDIATE DELIVERY
on Credit Card Orders.

ORDER NOW... MAIL TO —
YORK 10 9525 Vassar Ave. #G
Chatsworth, CA 91311

ORDER FORM

ITEM	1 DOZEN	2 DOZEN	TOTAL
C-05	7.00	13.00	
C-06	7.00	13.00	
C-10	7.50	14.00	
C-12	7.50	14.00	
C-20	8.75	16.50	
C-24	9.00	17.00	
C-32	11.00	21.00	
Hard Box	2.50	4.00	
W/ Labels	3.00/100	26.00/1000	
Color Labels	4.00/100	30.00/1000	
Storage Caddy @ 2.95 ea. Qty			
Call residents add sales tax			
Shipping/handling			3.50
Outside 48 Continental States — Additional \$1 per caddy per doz. cassettes or boxes			
TOTAL			

Each cassette includes 2 labels only. Boxes sold separately. In Continental U.S. shipment by U.P.S. If Parcel Post preferred, check here. ☐

Check or M.O. enclosed ☐ Send Quantity Discounts ☐
Charge to credit card: VISA ☐ MASTERCARD ☐

Card No. _____ Exp. _____

Name _____

Address _____

City _____ State/Zip _____

Signature _____ Phone _____

Ask about our DUPLICATING SERVICE

YORK 10[®] DISKETTES

**BRAND NAME QUALITY
"DOUBLE DENSITY"
AT DISCOUNT PRICES!**

\$159^{ea.}

• Certified 100% Error-free •
5 YEAR WARRANTY

BASF \$219^{ea.} **Dysan \$269^{ea.}**
qualimetric • 5 1/4" SSDD, Soft sector, price per disk, 100 pak.

**TRACTOR FEED
DISKETTE LABELS**
1 1/8 x 5" **2¢ EACH**
1000 QUANT.

FLIP "N" FILE "15" \$795
for 5 1/4" Diskettes
"25," \$21.95 "50," \$31.95

Call: 818/700-0330
FOR IMMEDIATE DELIVERY
on Credit Card Orders.

ORDER NOW... MAIL TO —
YORK 10 9525 Vassar Ave. #G
Chatsworth, CA 91311

ORDER FORM

SIZE	Plain Wrap	BASF	Dysan	TOTAL
5 1/4" SSDD	117.95	24.95	29.95	
	158.00	218.00	268.00	
5 1/4" DSDD	20.70	33.90	41.30	
	182.00	298.00	363.00	
5 1/4" DS96ep	47.90	47.90	52.90	
	421.00	421.00	461.00	
8" SSDD	30.90	35.70	35.70	
	274.00	314.00	314.00	
8" DSDD	38.60	41.30	41.30	
	338.00	363.00	363.00	
DISKETTE LABELS: \$3.00/100 \$20.00/1000				
FLIP "N" FILE 5 1/4" 15" \$7.95 qty				
25" \$21.95 qty 50" \$31.95 qty				
SUB TOTAL				
Call residents add sales tax				
Shipping/handling (any quantity)				3.50
Outside 48 Continental States: Additional \$1 per 10 pak. per box				
TOTAL				

All Diskettes are soft sector, unformatted. In Continental U.S., shipments by U.P.S. If Parcel Post preferred, check here ☐

Check or M.O. enclosed ☐ Send Quantity Discounts ☐
Charge to credit card: VISA ☐ MASTERCARD ☐

Card No. _____ Exp. _____

Name _____

Address _____

City _____ State/Zip _____

Signature _____ Phone _____

Ask about our DUPLICATING SERVICE



! WHY PAY MORE !



TWO SOPHISTICATED PROGRAMS FOR YOUR COMMODORE 64™ & 1541

THE WORD PROCESSOR! TYPEWRITE®

- 51K machine language.
- Over 70 commands including:
- Right and left justify,
- Word wrap, • Pagination,
- Horizontal and vertical scrolling,
- Alpha-numeric sorting,
- Column manipulation,
- Global research and replace.
- Works on virtually any printer using utility program.

THIS IS A PROFESSIONAL
WORD PROCESSOR AT A
BUDGET PRICE!

INTRODUCTORY
PRICE **\$39⁹⁵**

NEW



LOST ANOTHER DISK!

GET CARBON COPY® NOW.

THE COPY UTILITY! CARBON COPY®

- Guaranteed to make backup copies of 90% of all programs on the market.
- Includes "Error Maker" and "examine".
- Find, start and ending addresses.

- Copy "protected" disks.
- Copies entire disk in 3 swaps.
- Change heading and ID's.

DON'T LOSE YOUR DISK!
GET CARBON COPY
TODAY!

INTRODUCTORY
PRICE **\$39⁹⁵**

CALL TOLL FREE 1-800-663-4355

OR SEND CERTIFIED CHEQUE OR MONEY ORDER TO:

SMART SOFTWARE — P.O. Box 526, Kelowna, B.C., Canada V1Y 7P1




(USE YOUR VISA OR MASTERCARD)



PUT modes are menu-selectable. These are ABS, OR, or XOR. Together, they give you maximum control over the construction of your images.

Another feature allows you to shade in any of several different patterns with various halftones, cross-hatching, and brickwork patterns. They too are displayed on the on-screen menu. Any of them can be overlaid on the dark portions of your image.

Other useful features include the previously mentioned templates, an averaging function, the spray mode, and crosshairs. Averaging allows you to draw smoother curves, while spray mode allows you to make dotted freehand lines instead of continuous ones. Crosshairs provide a full screen horizontal and vertical row of dots centered on your cursor position. This electronic T-square is useful for making



ZAXXON



KIWISOFT PROGRAMS FOR THE C-64



"VENUS" BY VELAZQUEZ
"There's nothing like it!"

- Paint it with PAINTPIC™ \$39.95
16 colors, 160 x 200 screen, CAD
- Print it with PRINTAPIC™ \$44.95
Most printers, hook rug, "Venus"
- Do both with CADPIC™ \$79.95
Combines Paintpic + Printapic
- Puzzle it with PUZZLEPIC™ \$49.95
Pictures, mosaics, mazes
- More pictures with PICTUREDISKS \$24.95ea
Space, Cars, Planes, Fantasy, Animals
- More Puzzlepic puzzles: PUZZLEDISKS \$24.95ea
Easy/Medium/Fiendishly Difficult!
- Treasure the best of PAINTPIC ART \$89.00
5 original paintings by "D.J.R." on disk
- See our COMPUTER ART PRINTS (3 for \$25) \$8.95ea
20" x 24" "Room" "Storm" "Holy Land"

SEND FOR OUR FREE COLOR BROCHURE

• DEALER ENQUIRIES WELCOME •

Add \$2 p & h. Pay in advance by check or
m/o or VISA, AMEX. California, add 6% sales tax.

Programs on diskette from
KIWISOFT PROGRAMS,
18003-L Skypark South, Irvine CA 92714.
ph 714 261 5114



THE BANNER MACHINE™

Menu-driven program works like a word processor. Great for businesses, schools or organizations. Produces large signs up to 13" tall by any length. Make borders of widths up to 3/4". Eight sizes of letters from 3/4" to 8" high. Proportional spacing; automatic centering; right and left justification. Use with Gemini 10 or 10X; Epson MX with Graftrax, or the RX or FX; Commodore 1525E or MPS 801; and the Banana. Four extra fonts available (\$19.95 each). Tape or disk \$49.95

Flex File 2.1 By Michael Riley. Save up to 1500 typical records on a 1541 disk drive. Print information on labels or in report format. Select records 9 ways. Sort on up to 3 keys. Calculate report columns. 1541-4040-2031. Disk \$59.95

Disk Organizer Need to make a backup of your word processing files? No need to copy entire disks. Make a backup copy of a single file, copy a file, put the programs on the disk directory in alphabetical order, maintain a library of the directories on all of your disks. Print a library listing for reference. Disk \$24.95

Chessmate 64 Analyze your own games, master games, book games, and openings. Save, print, and watch your games in a unique "chess movie." Memorize any board position and recall it after you have played through variations. Disk \$29.95

Grade Organizer Teachers—store grades for 6 classes, up to 40 students each, 680 grades per student. Print interim and final reports, class rosters and more! Disk \$39.95



Cardinal Software™

13646 Jeff Davis Hwy.
Woodbridge, VA 22191
Order Toll Free: 800-762-5645
Information: 703-491-6502

Catalogs available. Specify: Business/Utilities,
Educational, or Games/Simulations
Commodore 64 and VIC-20 are registered
trademarks of Commodore Electronics Ltd.

REVIEWS

many types of drawings requiring accuracy.

I found *Flexidraw* to be forgiving, too. It allows you to escape halfway through a process if necessary. Erasing is done by first inverting the image and then drawing on the inverted image. In this manner, you can erase any unwanted lines.

Other techniques allow you to erase specified sections of your image. Zoom mode provides precision pixel erasing. Some of the commands do require care in their use. The FILL command, for example, can ruin your picture if you are not careful. This happens if a break occurs in the region being filled. In this case, the fill can spill over most of your image. You can protect against this by saving your image on disk or by copying it into the other work area before using FILL. The RUN/STOP key will also stop a fill.

Documentation And Upgrades

The user manual is generally well written. However, I would have appreciated a separate quick reference card that summarizes the menu functions.

Inkwell strongly recommends that you return the registration card supplied to be informed of updates. System upgrade information and new product information are periodically mailed to registered owners. Inkwell states that the cost of upgrades will be inexpensive.

The newly introduced Micron Eye digital camera is currently being tested in con-

junction with *Flexidraw*. Expect to see a telecommunication enhancement and other marvels in future products. Each addition will be priced separately.

Support Programs

Flexidraw is only one of several programs included in the set. *Flexiplot* allows you to draw lines and plot functions or geometric figures using BASIC. The shapes are fun to play with, and could be useful in learning geometry or calculus. *Flexiplot* images are accessible to *Flexidraw*. This feature makes it a snap to then label or otherwise manipulate your *Flexiplot* image.

Pen Palette, a high-res color painting program, features audio feedback and, of course, is light-pen driven. Animation of your color creation is also possible. Your artwork can be saved and recalled.

Another support program is *Transgraph*, which allows you to send and receive pictures via modem with other 64 users who have *Flexidraw*. *Transgraph* requires use of a 300-baud modem (such as the VICmodem, 1650 Auto Modem, and the HES-modem). The current version works only in black and white.

Also included are a sprite editor and animator, a light pen driven synthesizer, and a piano program. Each of these uses the light pen as a selection device, and are controlled from BASIC programs.

While *Flexidraw* is not a full-scale CAD (Computer Aided Design) tool, it is certainly an exciting development for Commodore 64 owners. *Flexidraw* is a 64 hi-res graphics system with

The Smart Set.

Keep your computer work area looking smart with the Smart Set from Furniture Byte. The Smart Desk and Smart Stand work together to help you organize your work space for greater productivity thanks to their smart features.

The Smart Features

The Smart Set

- Handsome, quality construction for long-lasting good looks.
- Indestructible finish (natural oak or walnut wood-grain).
- Easy assembly.

The Smart Desk

- Ample work and shelf space (19 sq. ft.)
- Compact design hides cords, cables.
- Comfortable positioning of instruments reduces eye, neck strain.
- Computer shelf folds up to protect equipment
- Adjustable shelf fits most computers and disk drives (including IBM PC and PC Jr., Apple IIe, Atari 800 and XL series, Commodore 64, VIC, and the Color Computer).



Stand—Accepts printers up to 21½" w × 8½" h × 16" d.
Desk—34" w × 36" h × 24" d.



The Smart Stand

- Convenient access to printer.
- Versatile design accommodates both rear and bottom feed systems.
- Special design muffles printer noise and provides dust protection.
- Convenient storage for video machines.

The Smart Desk \$149.00*

The Smart Stand \$119.00*

**The Smart Buy
Desk and Stand \$259.00***

*Plus freight

To order call toll free **1-800-426-5301**
In Washington call (206) 423-7277
VISA and MasterCard accepted.

**THE
FURNITURE BYTE
INC.**

P.O. Box 1757, 9 Judith Place
Longview, WA 98632

real power. Despite any limitations, it provides a wonderful way to awaken the dormant graphics genie in your machine. *Flexidraw* is easy to learn and can greatly increase your creative use of the 64.

Flexidraw


Inkwell Systems

7770 Vickers St.

San Diego, CA 92138

(619) 268-8792

\$150 (disk and lightpen)



ZAXXON

SE



FOR COMMODORE 64™

MusicPlus	\$19.95
GraphicAids	\$19.95
UtilityPlus	\$15.95
DeluxBanner	\$12.95
MailLister	\$12.95
Comal Proc & Func	\$14.95
PUBLIC DOMAIN GAMES	
Copy Of Many	\$12.95

TEXAS ADD SALES TAX
\$1.50 SHIPPING ON ANY ORDER
MASTERCARD & VISA WELCOME
\$1.00 FOR DETAIL OF PROGRAMS
AND LIST OF PRODUCTS
Good for credit toward purchase
Prices good until August 31, 1984

PB SYSTEMS
Box 790816
Dept CG684
Dallas, Texas 75379
(214) 991-0237



This brand new \$29.95 arcade/adventure game for the C64 is yours free when you join the 64 CLUB. In fact, this is just one of the 1st month's programs you receive when you join the 64 CLUB. Each month's diskette contains 10 programs in the areas of business, education, and recreation. Plus you also receive free consulting and software discounts. All this for only \$40/year. If you would like further proof of the quality of our software, send \$5 for a trial month which includes Quest for Power.

The 64 CLUB
1260 Oliver Ave.
San Diego, CA 92109

REVIEWS

International Soccer For The 64

Gregg Keizer, Assistant Editor,
COMPUTE! Books

It's the finals of the World Cup, and the score is tied at three. Holland has the ball, and is pressing the Argentinian defense hard. VanderTuig kicks to his left and passes easily to his forward, DeVries, who drives in toward the goal. He feints, throwing his hips one way, his shoulders another. The ball sails toward the goal, the goalie leaps to block, but the ball just brushes his fingertips. As it's snared by the net, the crowd jumps to its feet. The noise is deafening. And before the clock can run out, fans spill onto the field. VanderTuig embraces his teammate as they shout and scream together. The World Cup of soccer again belongs to the Netherlands.

Except for the names and the crowd-control problems, *International Soccer*, a game cartridge from Commodore for the 64, can easily duplicate this scene. Your players dodge, block, feint, run, pass, kick, and head the soccer ball. You have an entire field's length to work with, six players (one of which you control), a goalie, and a realistic soccer ball which even produces a shadow as it rises and falls over the playing field. If you've ever wanted to play soccer, but just didn't have the energy, or enough friends to field a team, or enough time to

play, you'll find this arcade-quality game addictive.

Soccer In A Slot

When you turn the computer on, you see a title screen, and then, a few moments later, two colorful soccer players. If you do nothing, the computer shows you a demonstration game. Setting up the game, however, takes only a few key presses.

The function keys control the various selections you need to make when you first start *International Soccer*. The f1 key selects the uniform color of the right player (representing the team that begins the game defending the goal to the right). Pressing the f1 key repeatedly cycles through the six available uniform colors. Hitting the f3 key chooses the uniform color for the left player. Teams cannot use the same color uniforms and the computer makes sure this doesn't happen.

Use the f5 key to select the type of game you want to play. If you want to have a two-player game, don't press the key. If you can't find an opponent, you can play the computer by hitting the f5 key. The player on the right disappears and is replaced by a number. This is the skill level of the computer's team. Level 1 is fairly easy to beat, even by a beginner, while

Software Discounters of America

For Orders Only 1-800-225-SOFT
Inquires and PA. 412-361-5291

COMMODORE 64 SOFTWARE

ACCESS	
Beach Head (T or D)	\$23
Neutral Zone (T or D)	\$23
ARTWORX	
Bridge 4.0 (T or D)	\$16
Monkeymath (T or D)	\$18
Strip Poker (T or D)	\$21
BATTERIES INCLUDED	
Home Organizer Series:	
Electronic Address Book (D)	\$21
Home Inventory (D)	\$21
Mall List (D)	\$21
Recipes (D)	\$21
Stamps (D)	\$21
Paperclip (D)	\$59
The Consultant (D)	\$87
BRODERBUND	
Bank St. Writer (D)	\$43
Choplifter (D)	\$24
Loderunner (D)	\$23
Mask of the Sun (D)	\$25
Spare Change (D)	\$21
CONTINENTAL	
F.C.M. (D)	\$33
Home Accountant (D)	\$47
DATASOFT	
Bruce Lee (T/D)	\$23
Dallas Quest (D)	\$23
Letter Wizard (D)	\$35
EPYX	
Jumpman (T or D)	\$25
Oil Barons (D)	\$39
Pitstop (R)	\$25
Summer Games (D)	\$25
Temple of Apsal (T or D)	\$25
FIRST STAR	
Astro Chase (T or D)	\$19
Bristles (T or D)	\$19
Flip Flop (T or D)	\$19
HES	
Multipan (D)	\$65
64 Forth (R)	\$39
Turtle Graphics II (R)	\$39
INFOCOM	
Enchanter (D)	\$33
Infidel (D)	\$33
Planetfall (D)	\$33
Sorcerer (D)	\$33
Witness (D)	\$33
KOALA	
Touch Tablet w/Painter (D)	\$65
ORIGIN	
Ultima III (D)	\$39
SEGA	
Buck Rogers (R)	\$25
Congo Bongo (R)	\$25
SIERRA ON LINE	
BC Quest For Tires (D)	\$23
Oil's Well (D)	\$19
Ultima II (D)	\$39
SPINNAKER	
Alphabet Zoo (R)	\$21
Delta Drawing (R)	\$25
Fraction Fever (R)	\$21
Kindercomp (R)	\$18
Snooper Troops 1 or 2 (D)	\$25
SSI	
Battle for Normandy (D)	\$25
Germany 1985 (D)	\$39
Professional Tour Golf (D)	\$25
RDF 1985 (D)	\$23
SUBLOGIC	
Flight Simulator II (D)	\$35
SYNAPSE	
Blue Max (T or D)	\$21
Pharaoh's Curse (T or D)	\$21
Zaxxon (T or D)	\$25
Zepellin (T or D)	\$21
TIMEWORKS	
Data Manager (T or D)	\$17
Money Manager (T or D)	\$17
Programming Kit 1, 2 or 3 (T or D)	\$17
ACCESSORIES	
BASF SS, DD	\$17 Box
Commodore Dust Covers	\$6
Wico Joysticks	Call

P.O. Box 278 — Dept. CG, Wildwood, PA 15091

*Ordering and Terms: Orders with cashier check or money order shipped immediately. Personal/company checks, allow 3 weeks clearance. No C.O.D.'s. VISA/MASTERCARD accepted with no additional charge for orders shipped to continental U.S.A. Shipping: Continental U.S.A. — Orders under \$100 add \$3; free shipping on orders over \$100. PA residents add 6% sales tax. AK, HI, FOP-APG — add \$5 on all orders. INTERNATIONAL — add \$10 or 15% of order whichever is greatest. Defective merchandise will be replaced with same merchandise — NO CREDITS! Return must have authorization number (412) 361-5291. Prices subject to change without notice.

No Foolin' Around

The Commodore 64 is your first "real" computer. So, it stands to reason that the software you use be real too. And, useful.

The INSTA series productivity software is just that — real and useful.

With our tutorial manuals and HELP SCREENS we actually *teach* you what word processing, spreadsheets and graphs are all about.

Games are fun...for foolin' around. INSTA is for real.




INSTA™

By Cimarron a division of MICRO SCI CORP.
2158 Hathaway Street
Santa Ana, CA. 92705
(714) 241-5600

μ-SCI
MICROSCI

Commodore 64 is a trademark of Commodore



XON

SEGA®

MAJOR BREAKTHROUGH!

For Commodore Owners

Revolutionary new component offers Vic 20 and 64 owners these breakthrough features:

- No more lost programs!
- 90% less wear on equipment!
- Allows unlocking of the peripheral without re-setting computer!
- Extremely compact; just plugs into unit!

Developed expressly for Commodore equipment.


only **\$19.95** with 3-year written warranty

Mastercard - Visa - Cheque - Money Order

WRITE:

SYSTEM SAVER

206 - 535 W. Georgia St.,
Vancouver, B.C., Canada V6B 1Z6
Or Phone: (604) 687-3037



VIC-20 Protect your Investment C-64

- Superior to cloth or vinyl.
- No more dirt, ashes, spilled liquid and dropped items crashing onto the keyboard.

To order: check, money order, MC/Visa.

Card No. _____

Bank _____

Exp. date _____

Add \$3.00 shipping & handling for each cover.

Kansas residents, add 3% sales tax.

Diversified Manufacturing
3517 S. Knight / Wichita, KS 67217
(316) 943-5516

REVIEWS

level 9 seems to consist of the greatest players of all time. Unfortunately, since the computer is using them, you'll have a hard time of it unless you've played the game for quite a while. The last function key, f7, simply turns the players' uniforms to shades of dark and light, rather than bright colors. You could use this if you're playing on a black and white TV.

Once you've selected the colors and opponent, press the fire button on the joystick to start the game. (If you're playing against the computer, plug the joystick into port 2. You need two joysticks if you're playing against a human opponent.) The teams trot onto the field, line up, and wait for the whistle to begin the game. Note which direction your players are facing; that's the way you want to move the ball. The goal you need to score against is off the screen in that direction.

You have two halves of play to score more goals than the other team. Each half is three minutes and twenty seconds long (expressed on the clock as 200 time units). In between halves, the teams leave the field for the dressing rooms, then return. Goals are switched at the half, and possession also changes.

Run, Run, Run

The object of soccer, of course, is to score by passing, kicking, and running the ball toward your opponent's goal. You do that with the joystick. Although you have six animated players, you control only one at a time. That player, chosen by proximity to the ball,

shows in a lighter shade of your team color. If your team color is yellow, for instance, the player you directly control appears in light yellow. Move the joystick, and this player moves in the same direction. Press the fire button to kick the ball in the direction the player is facing.

Players with the ball move slower than players without. You can actually catch a player with the ball from behind, and steal it away. Stealing the ball, almost an art in itself, is something best learned through practice. Usually, if you run beside the player controlling the ball, then cut sharply to the side or kick at the ball, you can take it away. You can even "head" the ball, bounce the ball off a player's head. (Remember that in soccer, you can't use your hands to touch the ball, unless you're the goalie.)

Since the field is larger than the screen, it scrolls as the ball moves left or right. If your controlled player runs off the screen, another player, the one closest to the ball, changes shades and is then controlled by the joystick. The ball is always on the screen. While you control one player, the others move in patterns, usually within a zone. Sometimes they're in the right position for a pass or a shot, other times they're not. The goalie is also computer-controlled. He always moves in the direction of the ball. To attempt a save, all you have to do is press the fire button. The goalie then leaps and tries to block the kick.

Sometimes you'll kick the ball out of bounds. When that happens, an opposing player

REVIEWS

throws the ball back into play (overhanded, no less). Other times the goalie kicks it back into play, or a corner kick is made. To put the ball back into play, press the fire button if your team is throwing or kicking the ball. If you don't press the button, the throw or kick is made for you after a short pause.

Finesse And Timing

Winning an *International Soccer* game does not necessarily require brute strength or speed. You have to retain control of the ball, evade the defense, and pass often. Passing from one player to another is especially challenging. Timing is important here. Kicking the ball at the wrong time can give it to the other team rather than to a well-positioned member of your own team. And since a player without the ball moves faster, you have to constantly practice a downfield passing attack. If you simply run down the field with the ball, chances are your opponent will catch you before you get near the goal. However, if you pass downfield, running towards the goal at the same time, you'll have a better opportunity to get it to a player who's ready to take a shot.

Timing is just as important on defense. Waiting for the right moment to make your goalie leap for the ball, or stealing the ball at just the proper time, can force a turnover and give you the ball.

Joystick control is vital to playing a good game. You learn how to move your player, how to keep the ball away from the other team, how to pass and

No Lookin' Around

We know. You've been looking everywhere for 64 software, INSTA's interactive line of software is just a phone call away.

Imagine, specially designed software that "talks" to one another. Your home budget created with CALC instantly becomes a GRAPH. And your club membership list with addresses and monthly dues quickly becomes a form letter, printed over and over again, automatically, for each member.

So, no more lookin' around. INSTA is here now!



INSTA™

By Cimarron a division of MICRO SCI CORP.
2158 Hathaway Street
Santa Ana, CA. 92705
(714) 241-5600

μ-SCI
MICROSCI

Commodore 64 is a trademark of Commodore



You've just experienced Zaxxon by the people who brought you the original arcade version. Sega.

It's available for the first time in cartridge form for the Commodore 64, Atari 5200 and Atari home computers. And on disc for the IBM-PC.

Zaxxon. From Sega. The very best game. From the very best game makers.

A very lethal combination.

© 1984 SEGA Enterprises Inc. SEGA is a registered trademark of Sega Enterprises Inc. Zaxxon is a trademark of Sega Enterprises Inc.

SEGA


NEW LOW PRICES

Gemini 10X	\$267
Legend 80 CPS	\$239
Legend 100 CPS	\$259
12 In. Amber Monitor ..	\$89
Concord Disk Drive ..	\$297

SUCH-A-STEAL ON SOFTWARE!

Epyx Summer Games	\$25
SubLogic Flight Simulator II ..	\$37
Screenplay Pogo Joe	\$19
Access Beachhead	\$23
Infocom Sorcerer	\$33
Continental Home Acct.	\$47
Timeworks Word Writer	\$39
Timeworks Data Manager II ..	\$39
Commodore Magic Desk ...	\$55
Microware Clone Machine ..	\$39
Blue Sky Super Copy	\$29
Handic CalcResult Adv'd	\$75

CALL FOR OTHER
SUCH-A-STEAL PRICES
ON SOFTWARE AND
HARDWARE FOR
YOUR COMMODORE



CALL TOLL FREE
1-800-431-8697

For Customer Service
Call: 602-957-3619

ORDERING & TERMS: Send cashier check, money order, personal/company checks allow 3 weeks bank clearance VISA/MasterCard accepted. Provide phone number with order. SHIPPING: Software add \$4.00 for first three pieces, add \$1.00 each additional piece. Hardware add \$10.00. Returns must have authorization number (call 602-957-3619 for authorization number). All returned merchandise subject to restocking fee and must come with all original packaging. No returns allowed after 30 days from shipping date. Prices are for cash, VISA and MasterCard add 3%. Prices subject to change without notice. All products subject to availability from manufacturers and/or suppliers. All prices in U.S. dollars.

REVIEWS

catch, how to deflect a shot on goal, and how to take possession on a corner or goal kick.

Position is also important. When the ball is thrown in from out of bounds, you need to move your controlled player into an area relatively free of opponents. Otherwise, you may lose possession of the ball. Watching for your other, computer-controlled, players is something you learn with time. Seeing an open man, you can pass the ball and be confident you'll retain control.

Just as in an actual soccer match, you need fast players, good moves, tough defense, and subtle attacks to score. Strategy may seem to be relatively unimportant at first, since so much of your team is not under your direct control. However, after you've played for some time, you'll begin to pick out ways to move the ball more confidently. There do seem to be patterns to the computer-controlled players, and you can make use of those patterns in passing the ball downfield.

Electronic World Cup

Graphically, *International Soccer* is impressive. The animation is realistic and smooth. The sight of the goalie diving for a block is memorable. He even lies on the ground for a moment, as if to catch his breath, before he's back in position. Constantly moving arms and legs, the three-dimensional look of the field, and the shadow beneath the ball all contribute to the excellence of this game's graphics. Sound, though not spectacular, does provide background. The

crowd roars appropriately and you can hear the sound as the players kick the ball.

Realism isn't restricted to the animation, however. The game feels like a real soccer match. Your players run up and down the field several times before a goal is even tried, much less made. Play may seem compressed, but all the aspects of actual soccer are here.

Sports games on the screen used to consist of x's and o's which you could set up and maybe even move around. Then animated characters appeared, and you saw perhaps three or four moving at the same time. The rest just seemed to stand around, as if their contracts were up and they wanted to be traded.

This game is as similar to those video dinosaurs as contact football is to that game you once had where plastic players vibrated aimlessly across a shaking metal field. *International Soccer* is a true blend of arcade action and gaming skill. You don't just twist a knob and watch the blip slide across the screen. As in reality, you have to work to win. That's the fun of it.

International Soccer
Commodore Business Machines, Inc.
1200 Wilson Drive
West Chester, PA 19380
\$34.95

**New! RS232 Adapter
for VIC-20 and
Commodore 64**



The JE232CM allows connection of standard RS232 printers, modems, etc. to your C-64. A 4-pole switch allows the inversion of the 4 control lines. Complete installation and operation instructions included.

• Plugs into User Port • Provides Standard RS232 signal levels • Uses 6 signals (Transmit, Receive, Clear to Send, Request to Send, Data Terminal Ready, Data Set Ready).

JE232CM. \$39.95
For VIC-20 and
Commodore 64

GAME PADDLES



**JSP Atari
Paddle \$2.95**
**CSP Commodore
Paddles. \$4.95**

(Atari Paddles modified
for VIC20 & C-64)

QUALITY COMPUTER PRODUCTS FOR APPLE AND COMMODORE

Jameco's 10th Anniversary 1984 Catalog is Now Available

JE520 Series

VOICE SYNTHESIZER FOR APPLE AND COMMODORE

Add speech capability to your Apple II, II+, IIe*, Commodore 64 or VIC-20 computer with JAMECO's JE520 Series Voice Synthesizer. Speech — the most effective means of communication available to man — is now immediately available for your computer.

Applications

- Education • Entertainment • Instrumentation
- Games • Telecommunications • Handicap Aids

JE520 Features

- More than 250 basic words, prefixes and suffixes, which allow the formation of well over 500 total words.
- Allows music graphics and speech simultaneously.
- Programs in BASIC and/or assembler.
- Very understandable & realistic male voice.
- Built-in amplifier, speaker, volume control and audio jack.
- Plug-in user-ready with complete documentation & sample software.

The JE520 will plug right into your computer and be talking in minutes. It produces a very clear, natural male voice. The outstanding speech quality is produced using National Semiconductor's Digitaltalker™ speech processor IC with 4 custom memory chips.



JE520CM JE520AP

Case Size:
7 1/4" L x 3 1/4" W x 1 3/4" H

JE520CM For Commodore \$114.95
JE520AP For Apple \$149.95

CABLES



RS232 Type

Part No.	Style	Length	Price
CDB25P-4-P	J	4'	\$13.95
CDB25P-10-P	J	10'	16.49
CDB25P-4-S	L	4'	13.29
CDB25P-10-S	L	10'	15.49



"Centronics" Type

Part No.	Style	Length	Price
CEN36M-5-M	J	5'	\$19.95
CEN36M-15-M	J	15'	26.95
CEN36M-5-F	L	5'	22.95
CEN36M-15-F	L	15'	28.95

**IBM PC Parallel Printer
Adapter Type**

(CDB25 Male to Centronics Male)

Part No.	Length	Price
CDB25P-5-CEN36M	5'	\$17.95
CDB25P-15-CEN36M	15'	22.95

Style J Male to Male
Style L Male to Female

We stock over 200 different cables.
If you don't see what you need,
please call.

5 1/4" Diskettes

SSDD = Single Sided Double Density
DSDD = Double Sided Double Density

ULTRA MAGNETICS

Part No.	Description	Boxed	Price
UM51401	SSDD with Hub Ring	10	\$24.95
UM52401	DSDD with Hub Ring	10	32.95


SK (ESKEI)

Part No.	Description	Boxed	Price
SK1D	SSDD with Hub Ring	10	\$20.95
SK2D	DSDD with Hub Ring	10	26.95

All diskettes are soft-sectored and have hub rings. Bulk prices available on request.

For: Apple II, II+ and IIe* Use SSDD
Atari SSDD
Commodore 64, VIC-20 SSDD
IBM PC, PC Jr. DSDD

**DISKETTE ACCESSORIES
DISK MINDER**



- Attractive, functional disk storage system
 - 50 (8") or 75 (5 1/4") disk storage capacity
 - Easy filing and retrieving • Protects disk from dust contamination • Molded from durable smoked plastic with front carrying handle • Size: 7" W x 6 1/2" H x 9 1/4" D • Wt. 2 lbs.
- | Part No. | Description | Price |
|----------|---------------------|-------------|
| DM75 | Stores 75 (5 1/4"). | \$19.95 ea. |
| DM50 | Stores 50 (8"). | \$29.95 ea. |

**Protect Yourself...
DATASHIELD®
Surge Protector**

INDUSTRIES



• Eliminates voltage spikes and EMI-RFI noise before it can damage your equipment or cause data loss • 6 mo. warranty • Power dissipation (100 microseconds): 1,000,000 watts

Model 100. \$69.95

**DATASHIELD®
Back-Up Power Source**

ALSO AVAILABLE. Provides up to 30 minutes of continuous 120VAC 60Hz power to your computer system (load dependent) when you have a black out or voltage sag. Also eliminates voltage surges and unwanted noise.

PC200. \$349.95

\$10.00 Min. Order - U.S. Funds Only
Calif. Residents Add 6 1/2% Sales Tax
Shipping - Add 5% plus \$1.50 Ins.
Send S.A.S.E. for Monthly Sales Flyer!

Send \$1.00 Postage for your
FREE 1984 JAMECO CATALOG
Prices Subject to Change
Will Call Service 8AM to 5PM



Mail Order Electronics • Worldwide
**Jameco
ELECTRONICS**



**1355 SHOREWAY ROAD
BELMONT, CALIFORNIA 94002**

Phone Orders Welcome (415) 592-8097

Telex No. 176043

7/84 Dealer inquiries invited. For Technical Information, call (415) 595-3994

COMPUTING for families

Computer Thrillers In Search Of A "Software" Michael Jackson

Fred D'Ignazio, Associate Editor

In my new COMPUTE! book, *Computing Together: A Parent's and Teacher's Guide to Computing with Young Children*, I introduce the concept of a computer "friend." The friend is a replacement for the average computer's dreary, unfriendly operating system (the part of the computer that helps you copy, save, and create files).

The computer friend is similar to the new Apple Macintosh's operating system. The Macintosh operating system pretends that it is an electronic desktop. On the screen are several familiar items you might see on or near a desktop, including pieces of paper, file folders, and a trash can. The Macintosh lets you perform computer operations by manipulating these familiar items by pushing a mouse around on the table. (The mouse is a cigarette-case-sized box with a "mouse tail" cord connecting it to the computer.)

The Macintosh operating system imitates a desktop. My friend operating system imitates a person. When the child turns on the computer and loads the disk, the friend's face appears automatically on the screen. At first, the friend's eyes are closed—the friend is asleep. But a bell rings and the friend wakes up and grins. "Who turned me on?" the friend asks.

The Macintosh has a *Finder* program that goes off and "finds" files for the person. The friend acts as a finder, too. The friend asks the child if he or she wants to play a game. If so, the friend presents the child with a list of games to play (a "file catalog"). Then the child gets to select his or her favorite game. The friend accepts the child's choice, goes off and finds the game and starts it running.

When the child is finished playing the game, the game automatically returns control of the computer to the friend. The friend asks the child if he or she wants to play another game. Or (with some additional commands) the friend might have a conversation with the child and talk about things that are important to the child.

A Computer With Personality

A computer friend program should not be dull. It should be loaded with personality. The friend's personality might stem from the personality of the designer. In the future we might see "designer friends"—like designer jeans. The personality of the friend would reflect the taste and interests of the friend's creator, the software design team.

We might see computer friends whose



Just one more reason to buy Scholastic educational software for the Commodore 64.

We really don't want you to buy Wizware™ just for the price. Because too many educational programs come with a great price on the outside and nothing much on the inside.

You—and your kids—won't be disappointed by Wizware. We've put everything we've learned from five generations of kids into our software. And the result is programs that teach and stimulate young minds like no other educational software.

For example, Wizware uses a child's natural curiosity to teach the basics of computer programming and electronic filing systems in programs like **Poster**™, **Turtle Tracks**™, **Secret Filer**™ and **Square Pairs**™. Young kids especially find all four irresistible.

Double Feature Mystery™ and **Double Feature Adventure**™ stories let kids choose from alternate twists of

the plot. And actually make them want to learn how to read and write.

So we'd rather you buy Wizware because of what it does for your children. But, of course, it's always nice to know that Wizware is one of the most affordable families of educational software for the Commodore 64.†

Ask for Wizware wherever you buy your computer software. Or contact Scholastic Wizware, 730 Broadway,

New York, NY 10003, 212-505-3000 for the name of your nearest Wizware merchant.

 **Scholastic**
Wizware

*Turtle Tracks \$29.95.

†Turtle Tracks also available in Atari, Apple and IBM versions. Square Pairs also available in Apple and Atari versions.



Poster, Secret Filer and Double Feature Mystery/Adventure designed and developed by Information Technology Design Associates. Turtle Tracks designed and developed by Thomas R. Smith. Square Pairs designed and developed by Glenn M. Kleiman, Teaching Tools: Software, Inc.

 www.commodore.ca

personality mimicked the personality of a famous movie star or cartoon hero. A family might be able to buy a Mickey Mouse computer friend, a Kermit the Frog friend, a Cat in the Hat friend, or even a Barbie-doll or G.I. Joe friend.

Or, akin to Spinnaker's *Facemaker* program and Designware's *Creature Creator* program, we might see friends that children could create themselves. There might even be a "Build-A-Friend" kit the family could use to install the friend's operating system on their computer.

A Program With Character

Of course, computer friends don't just have to reside in the computer's operating system. They can also come inside games and other programs that children run on the computer.

The key is that the character in the program must be so charming, so energetic and alive that it *leaps off the screen!*

How many programs have you seen with characters that do that?

In many computer programs (word processors, filing programs, and many games), there are no characters at all. All the action takes place in an artificial environment uninhabited by creatures of any kind, simulated or otherwise.

Many other computer programs contain characters, but they are so small, so narrowly defined, so one-dimensional that they are nothing that a child could warm up to. Most video games fit into this category.

There is a third class of programs that feature characters taken from personalities popular in other media. This is a type of "celebrity software." Unfortunately, in most cases the stars from film, TV, and children's picturebooks do not make a graceful transition to the computer screen. The visual appeal of the characters is substantially reduced, and the characters are relatively lifeless compared to their picturebook or cartoon counterparts. A child can move these dull, blockish characters around on the computer screen (with a touchpad, cursor key, or joystick), but what is the point? The experience, for the child, can hardly compare with the experience of a parent reading a good picturebook or watching a good film or animation.

Software clones of popular stars in other media are sure to be popular, but only because children (and adults) have a great hunger to interact with other lifelike creatures, as opposed to sterile, lifeless icons, spreadsheets, numbers, words, or geometric shapes.

What we really need is a talent hunt for fresh, new stars to grace the computer stage. We need software superstars that are as fascinating and lovable as Michael Jackson and E.T.

Stars Of The Computer Stage

We are seeing the first halting steps toward software characters with star quality. For example, there are the storybook programs, like *Robin's Halloween* and *Sammy the Sea Serpent*, from PDI, on Atari computers. There is Gertrude the Goose, who stars in *Gertrude's Puzzles* and *Gertrude's Secrets*, from The Learning Company. And there is a plump, silly dinosaur, Bagasaurus (or "Baggy"), from the *Learning with Language* package developed by the Children's Television Workshop for the Radio Shack Color Computer.

Here Comes Alf!

And then there's Alf.

Alf is the hero in a new computer game, *Alf in the Color Caves*, from Spinnaker Software. *Alf* is for children ages 3 and up. The first version of the game is for the Commodore 64. The *Alf* cartridge costs \$39.95. For more information, contact:

Spinnaker Software Corporation
215 First Street
Cambridge, MA 02142
617/868-4700

Alf was created by Joyce Hakansson and Associates, Inc. Before setting off on her own, Hakansson worked for Children's Television Workshop and helped to create the excellent Sesame Street computer programs for the Apple II computers.

A lot of work went into *Alf*. *Alf* is a simple creature—all feet, head, and nose. But, boy, can he dance! *Time* magazine recently called Michael Jackson the Duke of Dance. Jackson has probably never heard of *Alf*. But Jackson had better watch out. *Alf* is a real contender. He is certainly the *electronic* Duke of Dance.

Alf bounces up and down on his giant feet, spins around, then whirls around, in break dance style, on his index finger. (I have no idea where this finger comes from. After all, *Alf* has no hands.)

Like Jackson, *Alf* doesn't just dance, he *acts*. His body is pure plastic. It vibrates, stretches, bends, and twists to the musical beat. His eyes are hilarious. Sometimes he half-closes his eyes and peeps out at you. Then he looks sneaky and mischievous. Other times he opens his eyes wide. Then he looks charming and innocent.

Alf is a comedian. Everything he does is funny.

The music *Alf* dances to is just as colorful as he is. It takes full advantage of the Commodore music (SID) chip. When you finish playing this game and walk away, you find yourself humming *Alf's* tune. It's like whistling the theme song from your favorite movie or favorite rock video from MTV.



"Popular Computing says The Home Accountant does just about everything you'd ask of a personal finance package."*



"The Home Accountant even flags transactions for tax time. And that's a big time-saver because I can transfer information to The Tax Advantage™ program and easily figure out what I owe."



"You mean you can use The Home Accountant for business, too?!"



"The Home Accountant is the #1 best-selling home finance package in the world."



"My company has 5 checking accounts, 6 business credit cards and 3 money market funds to keep track of. The Home Accountant makes it easy."



"Absolutely. Wouldn't want to run my consulting firm without it."



"Softalk Magazine says it's the most thorough and powerful program of its kind."†
"I agree."



"It automatically prints my checks. And gives them a very professional look."

"The Home Accountant is great for realistic budgeting."

"I'm so glad you brought it home. I never thought that creating a budget and managing money could be so easy."



"You can create trend analysis graphs for each budget category, so you can make visual comparisons of where you stand financially."

"And you can do it in full-scale color graphics."



"It has up to 200 budget categories so I have all the flexibility I need."



"The Home Accountant will even print a personal financial statement and net worth statement. Keeps me right on top of my finances."



* Popular Computing, November, 1982
† Apple Softalk, April, 1982

Everyone's talking about The Home Accountant.™

Is it because it's the #1 bestselling home finance package in the world? Or because it's extremely thorough and powerful and easy to use? Or because it's great for home and business use? Or because it has up to 200 budget categories and handles up to 5 checking accounts?

Yes. But there are a lot more reasons why people buy The Home Accountant. And why you will, too.

Because The Home Accountant can literally save you hours of time. And take the headache out of handling your finances. Whether it's setting up a budget, cataloging your expenses, balancing your checkbooks or handling your credit cards and money market funds. For personal or business use.

The Home Accountant will even print net worth and financial statements. Not to mention being a lifesaver at tax time. Especially when you're able to transfer information onto Continental's The Tax Advantage™ program and figure out what you owe. Quickly.

In short, The Home Accountant is the most effective software program there is for managing your money. And managing it easily.

Stop by your Continental Software dealer today and pick up The Home Accountant. You'll see what everyone's talking about.

The Home Accountant is available for Apple II/IIe, IBM PC/XT, Atari 400/800/1200XL, Osborne®, TRS-80 Models III/4, Commodore 64, Texas

Instruments Professional, Zenith Z-100/110, Compaq and KayPro computers. Actual budget capacities will vary with each computer.

For your free 64 page booklet, "Tips For Buying Software," please write Continental Software, Dept. GAZ, 11223 South Hindry Avenue, Los Angeles, CA 90045, 213/417-8470.

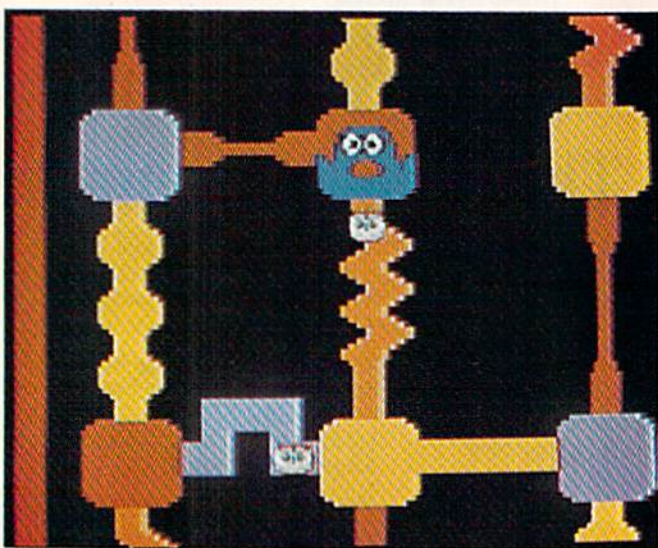
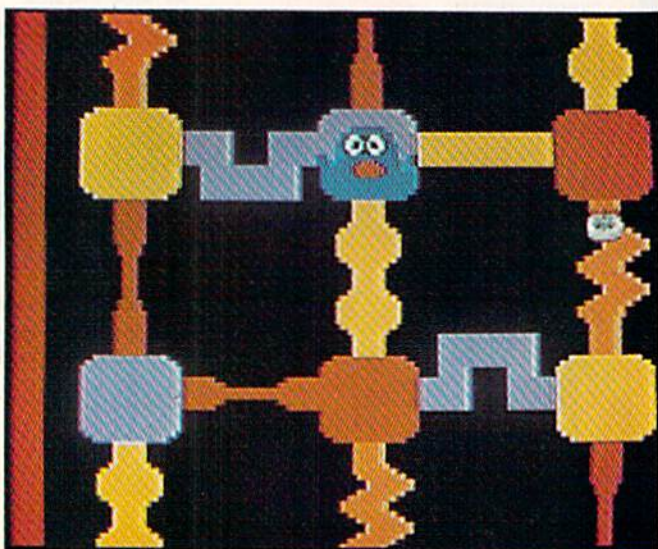



Continental Software
A Division of Arrays, Inc.



www.commodore.ca

The Home Accountant and The Tax Advantage are registered trademarks of Continental Software. Apple II/IIe are registered trademarks of Apple Computer, Inc. IBM PC/XT are registered trademarks of IBM Corp. Atari 400/800/1200XL are registered trademarks of Atari, Inc. a division of Warner Communications, Inc. Osborne is a trademark of Osborne Computer Corp. TRS-80 Models III/4 are registered trademarks of Tandy Inc. Commodore 64 is a registered trademark of Commodore Business Machines, Inc. Zenith Z-100/110 are registered trademarks of Zenith Data Systems. Texas Instruments Professional is a registered trademark of Texas Instruments, Inc. Compaq is a registered trademark of Compaq Computer Corp. KayPro is a registered trademark of Realtime Systems, Inc.



Software Movies

The action in *Alf in the Color Caves* is important because it can be controlled by a toddler. Unlike most other video games, small children can master this one.

A child uses a joystick to maneuver Alf through the mazelike color caves, while avoiding the shifty-eyed wufflegump creatures. Each time the child takes Alf through the caves, more of the wufflegumps appear. If Alf bumps into a wufflegump he automatically whooshes back to the top of the caves.

It is fun just to watch Alf. But it is a real thrill to control Alf's basic direction (he bumps and swings in all directions, no matter how you push the joystick). Alf is such a neat character, it is exciting just to move him around.

In fact, the *Alf* game is like a small, animated movie—an interactive movie. And the special effects in this movie are terrific. For example, Alf has to climb through passages with lots of different shapes. When he passes through the passages, his body squishes together, his eyes cross, and you hear special sound effects. When Alf passes through a U-shaped passage, it revolves around and around like a swinging door, and you can see poor Alf inside, getting dizzier and dizzier.

The Alf Story

Alf in the Color Caves comes with an illustrated book that explains the educational aspects of the game—how it teaches children cause-and-effect relationships, navigation skills, prediction skills, and pattern recognition skills. The book also has a section full of activities you can do with Alf.

But my favorite part of the book is "The Alf Story," in which we learn, in rhyme, that the grumpy wufflegumps don't just move, they "sniggle" and "slooze."

The story book is very brief, but it further convinces you that Alf is a real character. It is like the novelization of a good movie.

Good For Adults, Too!

It would be nice if children weren't the only people who got to meet Alf. Computer-anxious adults should also get the chance. Alf is so charming he might be able to help them forget their fears about computers.

Also (this is the idea of my friend Mary Umans), since it is easy for adults to maneuver Alf through the color caves, they can concentrate on interacting with Alf himself. Alf is so easy to move around that the adult doesn't have to worry about making a fool of himself. Instead he can concentrate on Alf and his funny twisting,

IS YOUR 64™ STILL PLAYING GAMES WITH YOU?

If you've been having a hard time teaching your newly-adopted computer there's more to life than fun and games, you're not alone.

Now, you can introduce your Commodore 64™ to the Work Force: affordable, easy-to-use software and hardware that will unleash the power you always expected from your Commodore 64™, but thought you might never see.

PaperClip™

is simply the best word processing program of its kind—loaded with advanced features, yet so easy to use even a novice can get professional results. With **SpellPack™**, it even corrects your spelling! Once you've tried it, you'll never use a typewriter again.

The Consultant™ (formerly Delphi's Oracle)

is like a computerized filing cabinet with a brain. Organize files for recipes, albums, or the membership of your service club. Then search, sort, arrange and analyze your information with speed and flexibility that's simply astounding.

SpellPack™

teaches your 64 to spell. It checks an entire document in 2 to 4 minutes against a dictionary of over 20,000 words. And you can add up to 5,000 of your own specialized terms. Type letter perfect every time!



BusCard II™

is a magic box that lets you transform your humble home computer into a powerful business machine. It gives you the added power of BASIC 4.0, and lets you add IEEE disk drives, hard disk, virtually any parallel printer, and other peripherals without extra interfaces. Completely software invisible.

B.I.-80™ Column Adaptor

gives you crystal clear 80 column display. Using the highest quality hardware, we've eliminated the problems of snow, fuzziness and interference. Basic 4.0 commands greatly simplify disk drive access. Switches easily from 40 to 80 column display.

Discover the true power of your Commodore 64™. Ask your dealer about the Commodore 64™ Work Force, from Batteries Included—the company that doesn't leave anything out when it comes to making things simple for you.

BATTERIES INCLUDED
"Excellence in Software"

These products have been developed specifically for Commodore computers by Batteries Included and are totally compatible with each other. For a full color brochure write to:

186 Queen Street West, Toronto, Canada M5V 1Z1 (416) 596-1405 / 3303 Harbor Blvd., Costa Mesa, CA 92626 (714) 979-1920

www.commodore.ca

64 AND COMMODORE 64 ARE REGISTERED TRADE MARKS OF COMMODORE BUSINESS MACHINES

bumping, and dancing.

Also, Alf gives an adult a chance to work with a computer on familiar terrain. Gone are the alien, shoot-'em-up video game worlds. Instead the adult feels like he has jumped, with both feet, inside a colorful, happy Walt Disney cartoon. This is a great place for an adult to start computing, and Alf makes a perfect companion.

Encore!

Alf is not the ultimate software superstar. But he is a good beginning.

A software character, like Alf, should be so charming that you want to keep returning to the character's world and accompany the character on new adventures. At the end of each game, when the character is done performing, you will want to cry, "Encore! Encore!"

Software characters could be very profitable for a software publisher. If the character delights the public, they will be hungry for sequels, trilogies, even sagas, all involving that same character and set in that character's world.

So, Joyce, what are your plans for Alf? He's cute enough to star in his own series. Hopefully he'll be back soon, dancing across our computer screens. ☺



VIDEO INSTRUCTION TAPES! STEP BY STEP INSTRUCTIONS

PICTURES ARE WORTH
THOUSANDS OF WORDS AND SAVE
HOURS OF FRUSTRATION

USE YOUR VCR SIDE BY SIDE WITH YOUR COMPUTER TO LEARN HOW TO PROGRAM, AND HOW TO USE PROGRAMS. YOUR VCR ALONG WITH YOUR COMPUTER SERVE AS YOUR PERSONAL TUTOR. PAUSE YOUR VCR TO REVIEW AND LEARN AT YOUR OWN PACE.

TAPES NOW AVAILABLE

CAT#	TOPIC	APPROX RUN TIME	
BP-3	LEARNING C-64 BASIC	2 HR	\$49.95
BP-4	LEARNING VIC-20 BASIC	2 HR	\$49.95
DIO-1	COMMODORE 64 DISK I/O	1 HR 45 MIN	\$49.95
DIO-2	VIC 20 DISK I/O	1 HR 45 MIN	\$49.95
EW-9	MULTIPLAN C-64	1 HR 50 MIN	\$39.95
EW-3	CALC-RESULT ADVANCED	1 HR 30 MIN	\$39.95
EW-4	CALC RESULT EAZY	1 HR 15 MIN	\$29.95
EW-5	PRACTICALC C-64	1 HR 15 MIN	\$29.95
EW-6	PRACTICALC VIC-20	1 HR 15 MIN	\$29.95
WP-5	SCRIPT-64	1 HR 30 MIN	\$39.95
UT-2	THE LAST ONE	1 HR 30 MIN	\$39.95

Electronic worksheets: EW-3-6. Detailed step by step instruction in the use of electronic spread/sheet software. Work along and set up a complete example worksheet.

Basic programming: BP-3 & 4. Teaches BASIC Language commands and programming techniques. Builds your knowledge from beginning in advanced levels.

Data File Programming: DIO-1 & 2 teaches BASIC Language data file programming using random, sequential, and relative access data files.

VHS or BETA FORMAT

Add \$3.00 per order for shipping and handling.
Add \$3.00 for C.O.D.

To Order
Phone or Write



LYNN COMPUTER SERVICE

6831 West 157th Street Tinley Park, Illinois 60477
(312) 429-1915

CALC-RESULT IS A TRADEMARK OF HANDIC SOFTWARE PRACTICALIS
A TRADEMARK OF COMPUTER SOFTWARE ASSOCIATES. MULTIPLAN
IS A TRADEMARK OF MICROSOFT.

LEARN MACHINE LANGUAGE

- Write Fast-action Arcade-style graphics
- Fully use the Music synthesizer
- Completely understand the Computer
- Develop your skills inventory

Learn with the Tutorial that comes complete with
a Full set of professional quality development tools.

DEVELOP-64 4.0 IS NOW FAST!!!

Assembles 2000 lines of code in under 15 seconds!

- Superfast • Macros • 2600 Lines of code in memory
- Expandable by disk or tape file • Assemble direct to disk or
- tape or memory • Powerful Co-resident Full-screen editor,
- debugger and decoder • Decoder disassembles programs on
- disk or tape or in memory • Built-in disk wedge • Program
- trace, Single step, Execute • Set 10 breakpoints and/or
- Gopoints • Full-screen memory display and modify

PLUS the Machine Language Programmer's Bible:
"Inside the Commodore 64"

\$69⁹⁵

Plus \$3.00 postage and handling.
(Minn residents add 6%)

French
Silk

P.O. Box 7426 Minneapolis, MN 55407

Call Toll-Free 1-800-328-0145

or in Minnesota call: (612) 871-4505



SIMPLE ANSWERS TO COMMON QUESTIONS

TOM R. HALFHILL
STAFF EDITOR

QA

Each month, COMPUTE!'s GAZETTE tackles some questions commonly asked by new VIC-20/Commodore 64 users and by people shopping for their first home computer.

Q. *What exactly is a memory map?*

A. The term implies that it is some kind of road map of the computer's memory. Actually, a memory map is more comparable to a telephone book or city directory. A memory map tells you what occupies each *memory address* in the computer.

There's a common analogy for explaining computer memory addresses. Imagine a very long street lined with houses. The house numbers range from 0 to 65535. That is, the first house on the street is numbered 0, the second house 1, and so on—up to the last house, which is numbered 65535.

The memory inside your Commodore 64 or VIC-20 is arranged very similarly. There is a long series of memory locations ("houses") numbered sequentially from 0 to 65535. Each number is a memory address corresponding to a certain memory location (just as a street number corresponds to a certain house). The terms memory address and memory location are used synonymously.

A memory map tells you the significance of those memory locations. Each house along our imaginary street has a mailbox for sending and receiving letters. In the same way, each memory location is like a mailbox which holds a number between 0 and 255. Do not confuse this number with the memory address. Think of it as a mailbox with the street address on the outside and a piece of mail (a number) inside.

For example, memory location 211 in the VIC-20 and Commodore 64 normally contains a 0 when you first switch on the computer. You can see this for yourself. BASIC has a command

called PEEK which lets you "peek" at the contents of any memory location (picture yourself peeking into the mailbox of the house with street number 211 on our imaginary street). After you first switch on the computer, type:

PRINT PEEK(211)

Now press RETURN. The number 0 is printed on the screen. That means memory location 211 is occupied by a 0. But what does this signify? Without a memory map, you don't know.

Memory maps are available in the VIC or 64 *Programmer's Reference Guide* and in many other books. (We also publish maps from time to time in our magazines.) By consulting one of these maps, you can learn that memory location 211 always contains a number which indicates the current horizontal position of the cursor. The number 0 indicates the left margin of the screen. The right screen margin would be 21 on the VIC-20 and 39 on the Commodore 64. Sure enough, if you look at your screen, the cursor is blinking on the left margin—position 0.

Maybe you're still wondering why it might be important to know this. Who cares which numbers are at which memory locations? People who write programs care, because it's also possible, in most cases, to *change* the number which occupies each memory location. By changing a number, sometimes you can modify the operation of the computer to suit your own purposes. Type this:


PRINT "HELLO" [press RETURN]

The word HELLO is printed at the left screen margin. That's because the number 0 which occupies memory address 211 told the computer to print the word at position 0 on the screen. But you can control the computer. There's a BASIC command called POKE which lets you put a number into a memory address (like delivering mail to a house on our imaginary

street). Here's how to put the number 5 into memory address 211 and make the computer print the word HELLO indented five spaces:

POKE 211,5:PRINT "HELLO" [press RETURN]

The colon is just a separator which lets you put more than one command on a single line. When you press RETURN, the computer prints HELLO five spaces from the left screen margin. (However, the blinking cursor returns to the left margin, because the computer automatically puts the number 0 back in address 211 after it's done. You can check this by entering PRINT PEEK(211) again; the 5 you put there is gone, replaced by the 0.)

There are many tricks you can perform by changing numbers in memory locations. Because there are no sound and graphics commands in Commodore BASIC, you must use this method to play music, create sound effects, draw and move sprites, and so forth. The best way to learn these techniques is to read books and articles which describe how programs work, to study programs, and to experiment on your own. A memory map is an invaluable guide to learning your way around your computer. 

ONE PROGRAM YOU CAN'T AFFORD TO BE WITHOUT!

INQUIRY...

- Covers all hardware, software, and accessories in your home, or in transit.
- Insured on a replacement cost basis
- All Risk Coverage including flood, quake, and breakage
- Covers damage to DP equipment from short circuit, blow-out, or other electrical damage or disturbance—including wiring
- Automatic coverage for newly acquired property up to 60 days
- Can be used for business or personal use or combination
- Even covers equipment leased or rented from others.
- Low \$50 deductible
- VISA or MasterCard accepted.

Now you can protect your investment with Broad Form, low cost protection from Markel.

Policy Limit	Annual Premium
up to \$2,500	\$22.50
\$ 2,501-\$5,000	\$32.50
\$ 5,001-\$15,000	\$47.50
\$15,001-\$25,000	\$62.50

(Higher limits are available upon request.)

Call today toll free for immediate coverage or more information!



MARKEL SERVICE, INC.

5310 Markel Road, Richmond, VA 23230
1-800-446-6678 or 1-800-552-3408 (VA)

THOUGHTFUL EDUCATIONAL PROGRAMS



C-64 VIC 20 ATARI

CREATIVITY SERIES



MY BOOK Ages: 4 and up

Your child makes his or her own book!

Using only a joystick, your youngster picks objects from the library (princesses, pirates, houses,

vehicles, people, etc.), colors them and arranges them in the picture!

Older youngsters can then type in a story-line or caption, and the page is saved to disk.

Page after page can be saved. But the fun isn't over yet! Your child can PRINT the book on almost any printer capable of producing Commodore graphics!

The first program in BECi's new Creativity Series. Available soon for the Atari.

C-64 DISK: \$34.95

CHILD DEVELOPMENT SERIES

"The goal of Boston Educational Computing is to provide owners of the most elementary computer systems with educational software that can be used easily by those with little knowledge of computing.

"In its Child Development Series, BECi (pronounced Becky) meets this goal."*

*Computes!s Gazette, January 84



ALPHA-BECi Ages: 2 and up

An alphabet program with 26 screens, each featuring a capital and small letter and an object.

"For a child, watching the colorful objects appear on screen is like opening a present."*

(VIC-20 only).



NUMER-BECi Ages: 2 and up

Number identification and color and shape grouping. Five levels and adjustable timing.



ADD/SUB Ages: 5 and up

Addition and subtraction. Up to four digits. Optional objects, carries and borrows, decimal points and hints. Answers entered from right to left, one digit at a time.



MULT-BECi Ages: 7 and up

Multiplication. Up to four digits in multiplier and multiplicand. Answers entered from right to left, one digit at a time.

TAPE: \$19.95 DISK: \$24.95

If ordering directly from BECi, add 5% (or \$2.00 minimum) for shipping.

BOSTON EDUCATIONAL COMPUTING, INC.

Dept. G

78 Dartmouth Street
Boston, MA 02116
(617) 536-5116



Dealer Inquiries Invited



Charge cards and phone orders accepted.

THE BEGINNER'S CORNER

C. REGENA

Quilt Squares

Have you ever drawn a small pattern, then wondered how several repetitions of the pattern would look? A patchwork quilt, for example, can consist of a few small designs repeated in different combinations. This month, we'll use the graphics and color capabilities of the computer to let you choose possible patterns, change them if you wish, then see your pattern repeated on the screen.


First you are asked how many colors you want to use. You have your choice of two, three, or four colors. On the VIC-20, one color must be white, so you can choose one, two, or three more colors. Next you choose which colors you want—press a number which corresponds to the colored square shown. On the 64 you may choose from 0 to 9, and on the VIC you may choose from 1 to 7.

Two Basic Patterns

The screen clears, and all possible combinations of the colors appear on the screen. Only squares and right triangles are used in this quilt design. In the center of the screen is an enlarged quilt square which is made up of 16 smaller patterns (each 2 by 2). One by one you place patterns in each of the 16 blocks. A question mark appears on a block of the enlarged pattern. You choose one of the small patterns to place in the block.

Press f1 to move the cursor to the pattern you want, then press RETURN. The cursor always begins at the first pattern and cycles through all the patterns. After the last pattern the cursor goes back to the first. When you press RETURN to indicate your choice, that pattern is placed on the main block. The question mark then moves to the next square. This process continues for the 16 squares.

After you have completed your pattern, you may alter it if you wish. Press f1 if you want to



First, you design a quilt square, using a variety of shapes.

make any changes, and f7 if you are happy with your design as it is. If you press f1 to change the pattern, the computer will go through the 16 blocks again. If you want to leave the block the way it is, press RETURN. If you want to change the block, press f1.

You may choose another pattern by repeatedly pressing f1 until the cursor is on the pattern you want. Then press RETURN, just as you did when you initially designed the quilt square. After you have had a chance to change all 16 squares, the computer again asks if you want to change the pattern (f1) or print the quilt (f7).

When you are satisfied with your pattern, press f7 to print the quilt. The squares are repeated on the whole screen. Now you can have fun "quilting" on your computer without all the hassle of cutting little squares and triangles then piecing them together (hoping the seams will match).

PEEKing And POKEing The Graphics Shapes

The variable M in the VIC version and LF in the 64 version relate the screen memory map to the color memory map. To display a graphics character on the screen, you need to POKE the screen memory location with a number representing the screen display code.

You also need to make the character appear by POKEing the color memory location with a color number. In the "Quilt Squares" programs, the screen memory locations for the possible patterns are in the Q array, and the screen memory locations for the main designing square are in the S array. The screen display codes or character codes of the possible patterns are in the R array.

In the subroutines to draw the graphics on the larger design squares, the variable A is set equal to the S() location, the upper left location of the two-by-two square. A + 1 would be the next location to the right. On the VIC, A + 22 and A + 23 are the two lower squares. On the 64, A + 40 and A + 41 are the two lower squares.

The PEEK command is used to see what is in a certain location. The program PEEKs at the color memory location to determine the color of the pattern piece so it can be transferred to the main design square. PEEK is used in changing the quilt pattern to get the characters in a two-by-two square so the square can be blinked and replaced. PEEK is also used to look at the character in the main design square so the design can be repeated in other areas of the screen.


Extended Background Colors

I wanted to use squares and triangles for the basic quilt pattern pieces since they are the most common shapes in real quilts. Notice, however, that if you have more than two colors, you need to have several different combinations of colors in the triangles. Usually you can POKE a graphic character on the screen (such as 95 for a triangle) then POKE a color number.

The triangle will be the color POKEd, and the rest of the square of that character is the regular background color. The extended background color mode is used to get a square with two different colored triangles on the 64.

This type of graphics is slightly different because, instead of 128 screen display codes of the alphabet and graphics symbols (or 256 with the reversed mode), we are limited to the first 64 characters. By POKEing multiples of 64 plus graphics character numbers, we can display the character with different background colors.

For example, if we POKE a screen location with 18 (and the color memory location with a color number), we'll see an R with the regular



The screen is then filled with your pattern in the 64 version (VIC version similar).

background. In extended background color mode, if we POKE a location with $18 + 64$, we'll see an R with background color #2. If we POKE the location with $18 + 128$, we'll get an R with background color #3. You can see this is exactly what we need to be able to use four different colors in a quilt design with all possible combinations in the triangles.

```
POKE 53282,C(2)
POKE 53283,C(3)
POKE 53284,C(4)
```

puts the colors C(2), C(3), and C(4) into the different color registers.

```
POKE 53265,PEEK(53265) OR 64
```

activates this extended background mode.

Using Custom Characters

There is a limitation, however. To use these extra backgrounds, we have only the first 64 characters of our screen display characters—the alphabet, some symbols, and the numbers, but no triangles. Custom characters to the rescue! Since I wasn't going to print any symbols in the program, I can change #, \$, %, and & to the triangles I need. These are character codes 35, 36, 37, and 38. While I was at it, I changed () [] and £ to graphics used in other parts of the program.

To use custom characters, we transfer the regular character definition set from ROM to RAM, and alter the characters we need. We then tell the computer to look to the new location in RAM instead of ROM to find any character definitions—any letters we print or any characters we POKE onto the screen.

This process is contained in lines 330–380 of the 64 version of the program. POKE 56334,0: POKE 1,51 turns off the interrupts and turns off the video chip to expose the character generator; and POKE 1,55: POKE 56334,129 turns them

Your Investment Advantage

You've invested in the stock market for one reason—to have your money work for you.

Now you can be sure it's doing just that... with Stock Analyzer from Orbyte Software.

Stock Analyzer gives you the advantage of knowing your stock's performance at any given time. The advantage of knowing its current value, percentage and dollar gain or loss, and its position as compared to your entire portfolio.

Stock Analyzer for the Commodore 64 is designed to keep accurate and complete management records of all your personal or business stocks, up to 250 with 25 active simultaneously. Through a simple, time-efficient process Stock Analyzer enables you to enter all vital information on each stock owned including the company name, cost basis, total number of shares, average cost per share, your designated stop/loss level and target price, and the purchase date. Then enter price updates whenever convenient—daily, weekly, monthly, etc.—and that's all you are required to do!

From this basic data, Stock Analyzer's powerful calculating abilities begin. At your request, it will instantly tabulate, display, and print statistical analyses of individual stocks, of specified categories, or of the entire portfolio. It will generate reports tracing the transactions of all stocks sold (for tax schedule D) and of additional shares bought. These reports provide you with details such as short/long term status, stocks going long in 30 days, % and \$ gain or loss, and much more. You'll be notified of stock prices not within your preset levels and sharply warned of stocks in a losing position. In addition, a variety of colorful graphs provide for even greater visual understanding.

Stock Analyzer is the complete analytical program designed to assist your investment decisions. It's the advantage you need to get the maximum results from your money.

Available at your local dealer.

ORBYTE
SOFTWARE

P.O. Box 948, Waterbury, CT 06720
(203) 621-9361

www.commodore.ca

Commodore is a trademark of Commodore Business Machines.

back on. Lines 350 to 370 look at each address in ROM and transfer the number to RAM. It takes a little over 40 seconds. POKE 53272,19 tells the computer to look to the new addresses in RAM for the characters.

Reserving Character RAM

Before we can use this process, we need to save a place in RAM for the new character set and make sure it is protected from the BASIC program. Therefore, you must type in

POKE 8192,0: POKE 44,32: NEW

before you use the procedure. This sets the start of BASIC pointer to 8192. Notice that we start our new character set at 2048.

Before you start typing this program, type the above commands in. Also, after you have saved the program and later want to use it, the procedure would be:

1. Turn computer on.
2. Type POKE 8192,0 and press RETURN.
3. Type POKE 44,32 and press RETURN.
4. Type NEW and press RETURN.
5. Type LOAD "QUILT",8 to load the program from disk, or LOAD "QUILT" to load from tape.
6. Wait for the program to load.
7. Type RUN and press RETURN.

Defining New Characters

The new characters are defined using lines 460-500 and the data in lines 510-600. Each character is made up of 8 dots by 8 dots. The numbers in the DATA statements indicate which dots are colored in. As you are typing in the DATA statements, be sure that each line has eight numbers separated by commas. Be sure there is not a comma at the end of a line.

With the new characters designed now, we can use the character number to POKE the design to the screen. With the different background colors, we need to be careful which numbers we choose. For example, character 35 will be a triangle with the regular screen background color. 35 + 64, or 99, will be a triangle of the POKED color with the second background color. 35 + 128, or 163, will be the triangle with the third background color. 35 + 192, or 227, will be a triangle with the fourth background color.

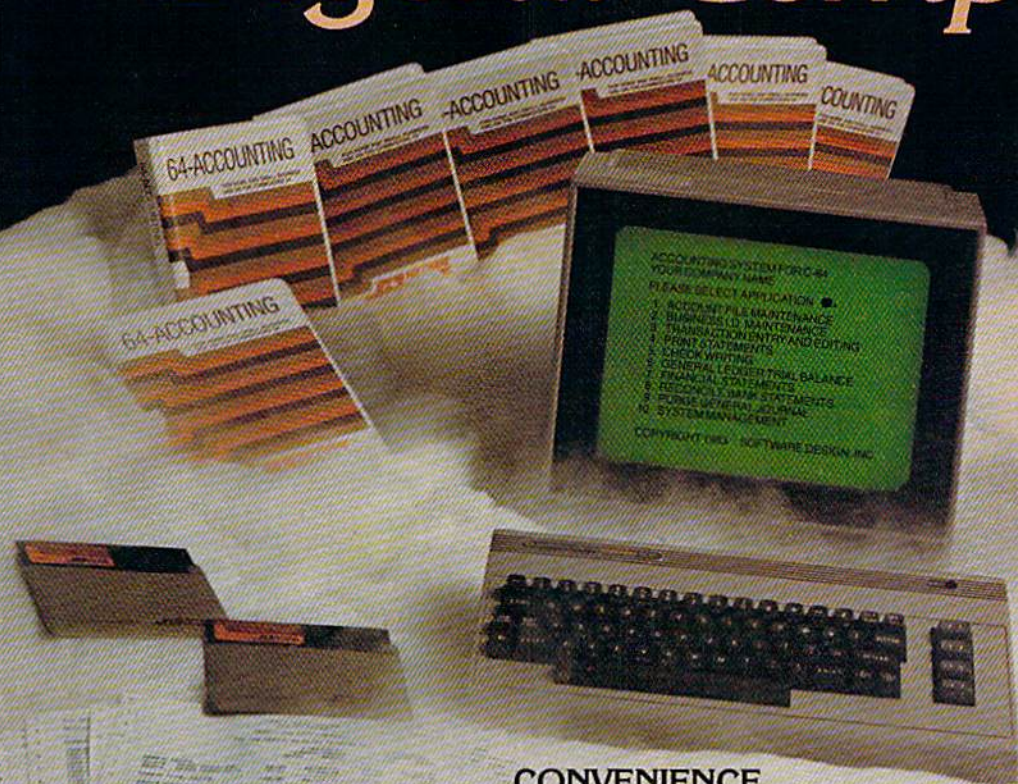
The subroutines in lines 30 to 300 could be written more efficiently using mathematical relationships, but I kept each subroutine separate so you could see how the color numbers CC and the character numbers are used to get different combinations.

VIC-20 Program Flow

Lines	Explanation
2	Branches past subroutines.
3	Subroutine to clear keyboard buffer and play tone.
4-9	Subroutines to draw shape on larger square.
10	Subroutine to keep track of shape in larger square.
11	Subroutine to draw shape on four squares either replacing the basic square or printing the repeating design.
12	Subroutine to draw large cursor to indicate which square is being changed.
13	Subroutine to put color on large square.
14	Subroutine to clear messages.
15	Prints title.
16	Dimensions variables. S() is screen location of large square (upper left location). Q() is screen location of possible quilt shape at top of screen. R() is character number of the shape. QQ() is the number of possible shapes for 1, 2, or 3 colors chosen.
17-18	Print instructions.
19-23	Read data to define variables.
24	Initializes variables QQ(), V for sound, and M for relating screen location to color memory location. Turns on volume for sound.
25	Defines A\$ and B\$ used for printing the basic sixteen squares.
26-29	Ask for number of colors N to be used in design.
30-38	Receive your color choices.
39-40	Clear screen, print squares to be designed.
41-45	Draw possible shapes that can be used in design.
46-54	Basic loop to choose design for 16 squares.
46	Clears keyboard buffer, beeps, prints question mark on current square.
47	Cursor moves among possible designs. P is the color.
48-49	Blink shape while waiting for your response.
50	If you press RETURN, branches out of loop.
51-52	If you press f1, goes to next shape. After going through all shapes, the process starts with the first shape again.
53	A is the screen location. I is the shape number chosen. The appropriate subroutine draws the right shape in the large square.
54	Colors the square; goes to next square.
55-57	Present the option to change the pattern or to print the quilt.
58-59	If option to change is chosen, clear question and print new instructions.
60-73	For each of the 16 squares, you can press f7 to leave the square as it is or f1 to change. If f1 is pressed, you then choose one of the possible shapes as before, pressing RETURN when the new choice is made. After all 16 squares, the instructions are erased and the program goes back to line 55.
74-86	If you press f7 to print the quilt, the computer checks each of the 16 squares and draws the shape in other positions on the screen to create the repeating design. Three loops and IF statements are used because all 16 squares are not repeated in each section of the screen.
87	Moves cursor to the next-to-the-bottom line.
88	END.

64 Software

Beyond Compare



Introducing The New 64-ACCOUNTING SYSTEM.

If you can't put your finger on your total financial picture, we've got the answer. Software Design, Inc. has a personal software accounting package designed for your Commodore 64®.

Even if you're all thumbs, we offer a support line and an easy-to-follow manual written in plain English. Created for home and small business demands, the 64-ACCOUNTING SYSTEM puts financial management at your fingertips.

FLEXIBILITY

Design your own financial statement with no rigid account number system, and with flexible subtotal possibilities. Take the guesswork out of checkbook balancing. Distribute checks and receipts to 20 separate accounts. Establish monthly, quarterly, or yearly accounting periods. 64-ACCOUNTING expands with your financial management needs.

For use with Commodore 64® and disk drive.
Copyright 1983 — Software Design, Inc.

Commodore 64 is a registered trademark of Commodore Business Machines, Inc.

CONVENIENCE

Organizing your tax return has never been easier. 64-ACCOUNTING offers up to 10 checking ledgers for those special home and business accounts. Teams with your printer to write checks, print statements, profit and loss and trial balance sheets. Even offers mini accounts receivable and accounts payable ledgers.

PRACTICAL BUDGETING

Control your expenses with the 64-ACCOUNTING SYSTEM'S budgeting ledgers. Monitor your past expenses against projected costs. It's so versatile you can select year-to-date totals or any span of months for comparison budgeting.

Plan your financial future around the 64-ACCOUNTING SYSTEM. There may never be a better time than now. **\$69.95.** To order call 1-800-553-0002. In Iowa call 1-800-772-5771.

Dealer and distributor inquiries welcome

**SD SOFTWARE
DESIGN, INC.**

P.O. Box 570, Waterloo, Iowa 50704

www.commodore.ca

64 Program Flow

Lines	Explanation
20	Branches past subroutines.
30-300	Subroutines to draw shape in 2×2 square.
310-320	Print message.
330-380	Transfer character set from ROM to RAM.
390-410	Change screen to light grey and print title.
420	Dimensions variables. S() is the screen location for the 16 basic design squares (upper left square). Q() is the screen location for the possible design patterns. R() is the character number for the possible design patterns.
430-450	Print instructions.
460-600	Redefine custom characters for triangles and cursor shapes.
610-620	Clear sound memory locations.
630	Turns on volume and sets type of sound.
640	Defines high frequency HF, low frequency LF, and waveform W.
650-660	Define A\$ and B\$ for drawing basic design square.
670-750	Define variables S(), Q(), and R().
760	Defines QQ() as the number of possible patterns depending on the number of colors chosen.
770-800	Determine number of colors desired.
810-890	Determine colors desired.
900	Clears screen.
910	Sets alternate "background" colors.
920	Sets extended background color mode.
930-1250	Print possible patterns for squares.
1260-1290	Print basic square for designing.
1300-1490	Basic loop for choosing pattern and printing it on main square for 16 squares.
1310	Sounds prompter tone.
1320	Prints question mark on square.
1330	Goes through possible patterns.
1340	Sounds prompter tone.
1350-1360	Determine color of pattern.
1370-1380	Blink pattern square while waiting for response.
1390	If you press RETURN, branches out of loop.
1400-1410	If you press f1, goes to the next pattern square.
1420	After going through all possible patterns, cycles back to first pattern square.
1430	Sets A for starting coordinate to draw main square.
1440-1470	Draw appropriate pattern.
1480	Colors pattern on main square.
1490	Goes to next square.
1500-1550	Present option to change pattern or print quilt and branch appropriately.
1560	Clears printing.
1570-1590	Print instructions for changing pattern.
1600-1850	For each of the 16 squares, lets the user press RETURN for no change or goes through the possible patterns to change a square; procedure is similar to previous selection.
1860	Clears printing.
1870	Branches back to line 1500 for option to change.
1880-1960	Loop to repeat pattern to draw quilt on screen.
1890	Sets coordinate A for screen location.
1900	Determines four characters for the design in one square.
1910	Determines color.
1920-1950	Draw square in other positions on screen.
1960	Repeats for 16 squares.
1970-2010	Wait for you to press f7 to continue.
2020-2030	Subroutine to clear keyboard buffer and sound prompting tone.
2040	Subroutine to color design square.
2050	Subroutine to determine characters used in design square.
2060	Subroutine to draw design square; used either in blinking square during change option or repeating pattern on whole screen.
2070-2090	Prints ending message.
2100	END.

Saving VIC Memory

I like to write programs using the computer with no extra peripherals or extra memory. This program is no exception. It works with the standard VIC with no memory expansion. Naturally, it cannot be the same as the Commodore 64 version. I decided to conserve memory by not using multi-color mode and custom characters (although both are available on the VIC), so this limits your design to all triangles adjacent to white, which is the screen color. (You can, if you prefer, add a line or two to change the screen color.)

This means that there are only four possible triangle designs for each color, which simplifies the number of subroutines needed to draw the main triangular design squares (lines 6 to 9). The solid squares are drawn in lines 4 and 5.


If you prefer not to have READY appear on the screen at the end of the program, you may change line 87 to 87 GOTO 87, then press RUN/STOP to end the program, or change lines 87-88 to

```
87 GOSUB 3
88 GET ES:IF ES="" THEN 88
89 PRINT "{CLR}":END
```

The program waits until you press a key before clearing the screen and ending.

When you type in the VIC version, be sure to leave out all unnecessary spaces to conserve memory.

If you prefer to save typing effort, you may receive a copy of this program by sending a copying fee of \$3 plus a blank cassette or diskette and stamped, self-addressed mailer to C. Regena, P.O. Box 1502, Cedar City, Utah 84720. Please be sure to specify the title and which computer version you want.

See program listings on page 149. 

COMPUTE!'s Gazette
Toll Free Subscription Order Line
800-334-0868
In NC 919-275-9809

Answer: Smith-Corona

Question: What company offers a new daisy wheel printer, three dot matrix printers and a combination printer-typewriter, with suggested retail pricing of \$395 to \$795?

Question: What printer company offers print quality that challenges printers costing hundreds of dollars more?

Question: What printer company offers dual interfaces for all five of its printer models?

Question: What printer company offers removable and adjustable tractor feeds as standard equipment on all of its dot matrix models?

Question: What printer company has a toll-free telephone number to call if you ever have a problem? And an extensive service system, too?

D-300 (TM) dot matrix printer.

L-1000 (TM)
daisy wheel printer.

Ultrasonic III Messenger (TM)
portable typewriter with optional Messenger Module.

D-100 (TM)
dot matrix printer.

D-200 (TM) dot matrix printer.

- ☐ Please send me more information about Smith-Corona printers; I am interested in in-home use.
- ☐ Please send me more information about Smith-Corona printers for office use.

Name _____

Company Name _____

Business Address _____

City _____ State _____ Zip _____

Type of Business _____

Send to: Jerry Diener, V.P. Sales, Smith-Corona
65 Locust Avenue
New Canaan, Connecticut 06840

SMITH-CORONA®

CG-7

 www.commodore.ca

Robot Math

Bob Stewart

Learning arithmetic can be exciting and fun, as well as a visual delight for children when you use this educational program. Originally written for the VIC, we've added a version for the 64.

Although the popular use of computers in schools and homes has created a barrage of educational software, much of it fails to take into account many factors which make a learning program truly valuable.

Is the program inflexible—the same drill over and over? Is it easy to use? Are there options to streamline the program for children of various learning levels? And, just as importantly, is it fun for the child? "Robot Math" tries to answer each of these questions in a positive way.

Defining The Program From The Menu


After typing in and running the program, you'll see a menu with instructions on how to use it. Cursor up or down to choose one of the menu items: operation (+ or -), number of digits (up to six), carry/borrow (yes or no), and number of problems (up to nine).

Simply press RETURN to change the operation or carry/borrow options after you've censored to those items. You can also change the number of digits or number of problems. When you're satisfied with the menu choices, press B to begin.

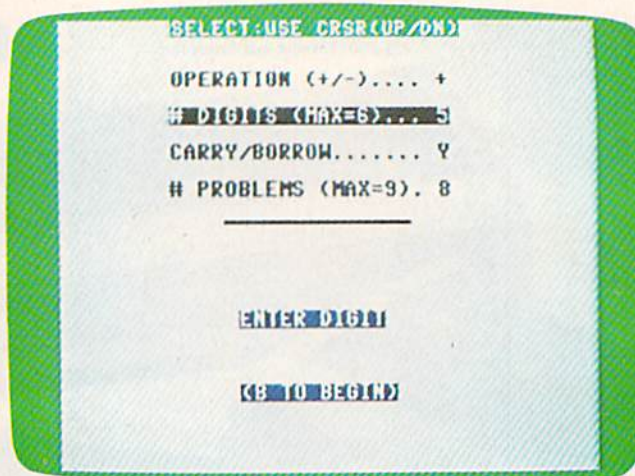
The Shifty-Eyed Robot

After the first problem is presented, the timer begins. The number of the problem appears at the upper right corner of the screen, directly across from a shifty-eyed robot. Three minutes or three tries are allowed for each problem. A correct answer is rewarded by the robot, who toddles across the screen and introduces the next problem by updating the number.

If time runs out or if three incorrect answers



A correct answer to a problem is rewarded by the robot, who toddles across the screen and changes the problem number (VIC version).



The menu lets you tailor the program to the child's learning level (64 version).

are entered, the right answer is given, and a new problem is presented.

You can return to the menu at any time by pressing M, or you can delete any digits in your answer with the DELETE key.

VIC Notes

In the VIC version, very little memory is available after the program is run. In fact, you'll need to use abbreviations to get some of the lines to fit. In line 9, use the abbreviation T SHIFT-H for THEN.

The program is self-modifying. This means that once you have configured the program with the menu and have entered the drill mode by pressing B, you may interrupt the program using RUN/STOP and then save the program along with the selections you've made. This self-modifying feature can be found in lines 75 and 76. These lines change the data contained in line 91 by printing a new line 91 on the screen in white letters (which aren't visible) followed by the command RUN1.

Line 76 POKes three RETURNS (CHR\$(13)) into the keyboard buffer followed by an END. The program is actually stopped by the END statement, which then causes BASIC to look into the keyboard buffer for further instructions. The first RETURN encountered by BASIC enters the new version of line 91 previously placed on the screen by line 75. The second RETURN skips one line, and the third enters the RUN1 command just as if you entered it from the keyboard. This causes the program to start at the beginning.

See program listings on page 153. @

Computer Applied Technology Systems

HANDS-FREE OPERATION of YOUR COMMODORE 64

with

Cats Ears

and YOUR VOICE!

VOICE RECOGNITION
DIGITAL RECORDING
VOICE SYNTHESIS

READY TO USE

User Port Module w/Reset
Microphone
Manual
Printed Program Listing
Program & Demonstration
specify Tape or Diskette

Cats Ears \$100. postpaid

Uses Analog to Digital Technology to record potentially
Unlimited Vocabulary in Your Voice. Four-Bit Sampling
for Very Accurate Voice Recognition.

CATS

USER FRIENDLY

Computer Peripherals & Robotics

Computer Applied Technology Systems

1123 Jackson Street
Alexandria, LA 71301

318-445-0317



Hats off to a machine language teaching system that works.

Machine language programming isn't easy, but you don't have to be a genius to learn it. Despite what you may think after getting lost in umpteen "How to program the 6502" books. Let your Commodore 64 teach it to you.

The Visible Computer: 6502 is an award-winning blend of text and software that thousands have used to master the elusive skills of machine language.

It's an animated simulation of the 6502 micro-processor that lets you see with your own eyes how the 6502 works. You'll be using it as a debugging tool for years to come.

It's a tutorial. The 150 page manual is more than just instructions on running the simulator — it may just be the best book on machine language ever written.

It's 30 demonstration programs you'll work through with the 6502 simulator, from simple register loads to advanced graphics programs.

The Visible Computer: 6502

Send me The Visible Computer: 6502 for Commodore 64 (requires disk drive). I've enclosed \$39.95 plus \$2.50 postage and handling.

☐ Check or Money Order ☐ Visa ☐ Mastercard

Name _____

Address _____

City/State/Zip _____

Credit Card No. _____

Exp. _____



Software Masters™

3330 Hillcroft, Suite BB
Houston, Texas 77057
(713) 266-5771

CG

Commodore's New Speech Module: Magic Or Technology?

Betsy Byrne

Until very recently, speech simulation devices for home use were not much more than curiosities—and very expensive ones at that. Two years ago, a speech synthesizer box cost around \$300, and was only useful to the person willing to invest a large amount of time into learning the complex programming skills needed to coax semi-intelligible words from it.

A year ago the prices dropped somewhat, and to make your synthesizer speak you now had a rather cumbersome "editor" program based on creating words from parts of speech known as phonemes. If you had a good ear, and a knack for phonics as a child, you could construct phrases and speeches to amaze your spouse and amuse your friends.

Like the original Model T Fords, your computer's voice came in any style you wished as long as it was monotone—with little or no variation in pitch or inflection. It was also difficult to have anything else going on while the computer was orating, since the speech synthesis methods ate up huge chunks of the computer's memory.

As a Commodore owner, I wish that Commodore could take credit for being the first to come up with the revolutionary technology that is changing the way that people think about personal computer voice synthesis—but the laurels go to Texas Instruments. The type of chip that was designed for *Speak and Spell*, and later used with the TI-99/4A, was refined and perfected by

a group of wizards in Texas. It is not an exaggeration to say that when *Speak and Spell* hit the market, it set up a ripple that has become a sizable wave, and before it is finished, may very well become a veritable tsunami of new ideas and products "speaking" in schools and homes, factories and businesses.

Commodore did the next best thing to inventing the technology—they hired a chief wizard and some of his friends from Texas Instruments. Richard Wiggins was installed as head of the Commodore Speech Technology Division in Texas to design and perfect a speech module for Commodore computers. The result is the Commodore Magic Voice Speech Module, and I think that Commodore users will be very pleased indeed when it becomes widely available this summer.

Modeled On The Human Voice

Wiggins used a chip that is based on a technique called Linear Predictive Coding (LPC)—a totally different process than that of the Votrax chip that most of us are familiar with from the speech synthesizers of years gone by. In general terms, the LPC process is designed to model the vocal tract, to which is added the actual digitized recording of a real human voice. After the digitized recording has been entered, it's then possible to analyze and change the pitch, volume, and frequency content of the signal—and generate very high quality speech. It is the LPC method that allows the

Magic Voice to be able to speak as a variety of characters: man, woman, child, or monster. And all may be programmed from one set of data.

Asked why the LPC technique was chosen, Wiggins said, "We didn't want to produce a 'curiosity,' something that is just purchased as a gimmick." He elaborated, "We wanted a work-horse speech module that would do *useful* things—teach young people to read, or enable them to learn foreign languages."

The Magic Voice itself has a few surprises in store for Commodore users who up to now have only seen Votrax-based units or the clever, disk-based SAM for their computers. Magic Voice is as clearly understandable as the magic toys from TI—but it speaks with the voice of a woman when you install it in your 64. This may or may not be a revolutionary move on Commodore's part, but it is an educationally sound decision. Numerous studies have shown that at the elementary school level, children respond better to, and learn significantly more, with a woman's voice instructing. According to a spokesperson at Commodore, "Education is one of the major uses we foresee for the Magic Voice."

Added Commands

The voice comes with a built-in vocabulary of 235 phrases, and adds additional commands to Commodore BASIC to make it easily programmable. It's programmed using complete words—or a number that is associated with each word—and the most useful added command is "SAY." SAY is used with syntax almost identical to PRINT, with a few important exceptions. In a program (or direct mode), you cannot use a string of vocabulary words with SAY:

```
10 SAY "HI THERE"
```

will not work. You must set up a separate statement for each word, as in:

```
10 SAY "HI":SAY "THERE"
```

A way around this is to use DATA statements or look-up tables.

Another new entry on the BASIC list is the RATE command, which varies the speed at which the word is spoken. This is a very important capability—you only have to listen to the variations in speed in your own speech to understand how important. Careful use of the RATE command can make all the difference in the naturalness and understandability of the sentences you program with Magic Voice.

RDY (ready) is a command that allows you to check from within a BASIC program to see if the module is "ready." Wiggins had some advice to programmers about using the RDY feature: For your program to work on systems that do not

have the module inserted, you must set RDY to zero, and save the program *without* the module plugged into your 64. The program will then run with or without the Magic Voice.

Software Support

Commodore has also developed talking software for the Magic Voice. Two Bally Midway arcade games, *Wizard of Wor* and *Gorf*, will soon be talking back to their owners. These games illustrate the character-voice capability of the module as they sound off with phrases sure to inspire competitive zeal. Included is the most sinister and bone-chilling laughter I have ever heard.

Next comes the first in a series of programs for preschoolers starring the Commodore bee. Dubbed *A Bee Cs*, this cartridge program teaches children to recognize both capital and lowercase letters. Kids use the joystick to fly the bee to the letter as directed by the voice—and when "Terrific!" is heard for a job well done, little faces shine with a glow of confidence. You may have guessed that my kids liked it. Available soon will be *Spelling Bee* and *Counting Bee*.

The Magic Voice module plugs into the game port (not the user port) and has a slot in the top to allow you to "piggyback" cartridges. All the software designed for the module is slated to appear on cartridge.

Although phoneme-based speech construction and text-to-speech are well within the capabilities of the Magic Voice, it will be a few months until software unlocking these features is available. A prototype of the text-to-speech program was introduced at last January's Consumer Electronics Show.

The impressive capabilities of Commodore's Magic Voice seem to prove that speech technology is now emerging from a long infancy, and is taking the first strides toward the day when we will not remember that, once upon a time, our computers could not speak. ☐

MORE
FROM
COMORE

The Mentor Group, whose members have produced and marketed microcomputer software since 1981, are proud to announce that its newest member, COMORE Products, has released a new line of quality software at reasonable prices for

COMMODORE 64 and VIC 20

Send \$1 and we'll send you our newest catalog featuring *Eliza*, *Number Please*, and *Systems Disk I* (C64), plus a certificate for \$2 off your order. We'll even return your dollar if you decide not to order. You always get more from COMORE!

COMORE PRODUCTS

Dept. C64, Box 1431, Winter Park, FL 32790

MACHINE LANGUAGE FOR BEGINNERS

RICHARD MANSFIELD, SENIOR EDITOR

What Is Machine Language?

If you've had a computer for even a short time, you've heard about machine language (ML). You know that most popular commercial software—games, word processors, spreadsheets—is written in ML. You may also know that there are dozens of computer languages in which to write programs for Commodore microcomputers, including Forth, Pascal, C, Logo, even mutants like COMAL. Why, then, do the professionals nearly always choose to program in machine language?

The answer is simple: speed. Computers are, by nature, fast. But, if you ever try to write an arcade style game in BASIC, you'll soon discover that you cannot construct a BASIC game which executes swiftly enough. No matter how efficiently you write your game in BASIC, no matter how much you optimize it for speed, it won't be fast enough. That's because many events are going on simultaneously in a complex program. And professional games and other commercial software are usually full of features and events. The one thing which distinguishes professional from amateur programming is the rich complexity of the former. And the speed which supports such complexity.

Why is ML so fast? Because it's the only language which doesn't need some kind of translating before the 6502 chip can understand it. This chip is the "brain" of Commodore machines, and ML is the machines' language. BASIC, by contrast, is designed to interact comfortably with humans. BASIC has English words like STOP and END for its commands; ML uses less obvious commands like LDA and STX.

Imagine Zanzibar

Imagine that you've accepted a job in Zanzibar. Should you learn the language? It depends, of course, on your job. If you're going to be painting the sunsets, you can probably get by with an interpreter. If you're going to be in charge of heli-

copter rescue missions, you'd better learn to speak the language—there won't be time for hand signals and charades during an emergency.

Likewise, whether or not you go beyond BASIC to learn your machine's native language depends on what your purposes are in working with your computer.

Perfectly respectable budgeting, household management, recipe file, and checkbook balancing programs can be written in BASIC. Most such programs spend most of their time waiting for a human to INPUT information. Speed never becomes an issue. In fact, millions of people are comfortable with the things they can accomplish in BASIC. It is the first and only computer language they will ever learn.


If, instead, you are interested in writing more sophisticated programs—programs with the ultimate in speed, grace, and power—you must learn the machine's language. Only then can you take it to its limit.

How Hard Is It To Learn?

ML is much easier to learn than most people suspect. Anything not yet understood seems forbidding and complicated. It's interesting that the first microcomputer programmers (circa 1977) bought computers like the venerable AIM and SYM which had so little memory space that there wasn't any room for luxuries like BASIC. These programmers had to learn ML. It took them, on average, about as long to learn ML as BASIC takes most of us to learn today. And when they went on to BASIC, they found that it took the same amount of time to learn BASIC. Conclusion: Both languages can take as long to learn.

That's not too surprising when you consider some of their similarities. They both have about 50 command words. Of that 50, only about half are commonly used. (When was the last time that you used WAIT or ATN in a BASIC program?)

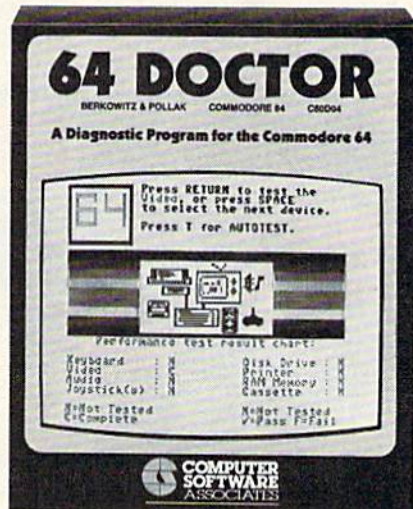
MAKE YOUR COMMODORE 64[†] WORK LIKE CRAZY, WHILE YOU KEEP IT FROM DRIVING YOU NUTS.



PractiCalc 64™ Only \$54.95*



PractiFile™ Only \$54.95*



64 Doctor™ Only \$29.95*

One way to make your Commodore work like crazy is to give it a shot in the arm with PractiCalc 64. It's the most potent electronic spreadsheet you can buy at the least cost. You can track expenses, inventories, investments. Make charts and graphs. Keep mailing lists. Project profits. Sort alphabetically or numerically, instantly and easily, of course. And at the price, it can pay for itself the first time you use it.

Another way to make your computer system work like crazy is to boost it with PractiFile. It's like having a library full of information you can call on for just about everything while you pay practically nothing. A fully professional data base for your Commodore, it can handle mailing list entries by the thousands. You can change records, numbers, methods

of filing, and do plenty more—all at the touch of a key and the blink of an eye. And all at a price to make your eyes light up. And, it integrates with PractiCalc.

The way to keep you from going crazy when something in your computer system goes haywire is to treat it with 64 Doctor. You know that maddening feeling you get when something's wrong but you don't know exactly what? Well, kiss it goodbye with this powerful medicine. It's an inexpensive and versatile diagnostic program that takes the guesswork out of troubleshooting your computer system. With simple, plain-English instructions. Use it to test your Commodore's RAM memory, RS-232 port, keyboard, video, audio, joystick, printer, data set and disk drive.

Think of it as low-cost health insurance for your computer.



PRACTICORP™
No-Nonsense Software

The Silk Mill, 44 Oak St., Newton Upper Falls, MA 02164 • (617) 965-9870

*Prices are suggested retail for disk versions of these programs. Actual prices can vary. Tape versions are slightly lower.
†Commodore 64 is a trademark of Commodore Business Machines Inc. © 1984 PractiCorp International, Inc.


www.commodore.ca

Get more out of your Commodore with

COMPUTE!'s GAZETTE

For Owners And Users Of **Commodore VIC-20™** And **64™** Personal Computers

More fun



Martian Prisoner, The Viper, Skydiver, Snake Escape, Demon Star, Cyclon Zap and Oil Tycoon are just a few of the ready-to-run games you'll find exclusively in *COMPUTE!'s Gazette* each month. Just type in the programs and watch your screen explode with colorful new computer game excitement.

More challenge

Ready to tackle more advanced projects? In *COMPUTE!'s Gazette* you'll learn How to Use Tape and Disk Files. How to Program the Function Keys. Writing Transportable Basic. How to Make Custom Graphics Characters. New Ways to Enliven Programs with Sound. One Touch Commands for the 64. How to use Machine Language. Speeding up the VIC 20—and much more!

Children will learn and develop new skills with States & Capitals Tutor, Wordmatch, Munchmath, Wordspell, Connect the Dots, Aardvark Attack and Alfabug. *Computing for Kids*, a regular monthly feature, will uncover new ways to involve your children in computing.

More programs

Programs to help you balance your checkbook, store your addresses, keep tax records, manage your personal business. You can create your own programs and games, improve your word-processing, spreadsheets and data base management, load and run faster with 64 Searcher, VIC/64 Program Life-saver, Quickfind, Word Hunt, Disk Menu, VIC Timepiece, Automatic Proofreader and more.



\$\$\$\$\$\$\$\$\$\$\$\$\$\$\$\$

More buying guidance

You'll profit from comprehensive reviews of everything from data-quality cassette tapes to software to graphics plotters and modems. Virtually anything that's compatible with your Commodore is reported on in *COMPUTE!'s Gazette*. With this kind of expert help, every computer purchase you make can be the right one!



More savings

You can save up to 40% off the newsstand price of *COMPUTE!'s Gazette* by subscribing now. All you do is mail the coupon below or the postpaid card bound into this issue. But don't delay! Subscribe now to start receiving every issue of *COMPUTE!'s Gazette*.

**SAVE UP TO 40%
ON COMPUTE!'s
GAZETTE**

Yes! Start my subscription to *COMPUTE!'s Gazette* at big savings off the newsstand price:

- ☐ 1 year \$20—Save \$10
- ☐ 2 years \$36—Save \$24
- ☐ 3 years \$54—Save \$36

Name

Address

City

State Zip

☐ Payment enclosed ☐ Bill me

Charge my

☐ Visa ☐ MasterCard ☐ Am. Ex.

Account No. Exp. Date

COMPUTE!'s GAZETTE CALL TOLL FREE 800-334-0868

P.O. Box 961, Farmingdale, N.Y. 11737

www.commodore.ca

And, like any computer language, they are both composed of various combinations of the three primary computer structures: loops, branches (like GOTO), and variables. Part of the process of learning BASIC involves grasping these fundamental structures. And, just as it's easier to learn French if you already know Spanish, it's easier to learn ML if you already understand what loops and branches and variables do in a computer program.

How Is It Done?

It's getting easier all the time. The latest assemblers (the ML programming language) are so close to the environment in which BASIC is programmed that many tasks are accomplished automatically now. In the pioneer days (1977 and earlier), the tiny home computers didn't have memory space for an assembler either. So ML programs were hand assembled. This meant that each instruction had to be entered as a number rather than as a command.

Here's how it works. Suppose you want to put the letter A on the screen and your screen RAM starts at address 1024 (as on the Commodore 64). In BASIC you could do it several ways:

```
10 PRINT "A"  
10 PRINT CHR$(65)  
10 POKE 1024,65
```

The number 65 is the code for the letter A. In ML, you would do something similar to the third example above: 169 65 141 0 4. This series of numbers is an ML program which contains commands to the 6502 chip. Mixed in with the commands are addresses and numbers. Just as POKE 1024 is a command/address pair, the ML numbers are in pairs. The 169 65 pair means LDA #65 (Load the Accumulator with the number 65) and the 141 0 4 means STA 1024 (Store the Accumulator at address 1024). This series of numbers might not mean much to us, but they are very clear to the 6502 chip. If you POKE in that number series (anywhere there is some free RAM memory to hold it) and then SYS to that address—you'll see an A appear on screen.

An advanced assembler lets you write an ML program like:

```
10 LDA #65:STA 1024
```

which is a lot easier than writing it in pure numbers like 169 65 141 0 4. Just as BASIC can compose a program out of POKE and PRINT instructions, an assembler puts together an ML program out of instructions like LDA and STA. To learn ML, you need to learn its instructions and the ways that you can use numbers and addresses with those instructions.

An Undeserved Reputation

ML's reputation for difficulty derives from the fact that doing it without an assembler used to require tremendous patience and attention to detail. Also, many of the earlier assemblers were not especially considerate of the programmer's needs. There were no variables (called labels in ML lingo), no line numbers, and, above all, few error messages.

BASIC shows you where you made a mistake. It says SYNTAX ERROR IN 675 and you can just study line 675 until you spot the oddity. But assemblers have been improved so much that now the better ones will provide you with similar error messages. They will show you exactly where many kinds of problems are located. They also allow unlimited variable names, they use line numbers, and they include many other conveniences and kindnesses.

Some highly evolved assemblers even let you use your BASIC utilities with them like line renumbering, variable find/replace, autonumbering, program merge, and any other programming aids that you've found helpful when writing in BASIC.

Try ML. You'll discover that it's not significantly harder to learn, to understand, or to use than BASIC. @



ULTRA COPY 64

DISK DUPLICATION SYSTEM FOR C-64

- Analyze disk tracks for data & errors
- Skip empty tracks to speed copying
- Copy everything incl. DOS flag & false ID
- Put errors 20,21,22,23,27 & 29 on copy as required by latest protection schemes
- Fast, reliable copying with 1 or 2 drives

\$39.95 plus \$3 shipping. Mastercard and Visa

98 % OF SOFTWARE CAN BE ULTRACOPY'ED

C-64 ULTRA RESET SWITCH

- Built into new 6 foot disk drive cable
- Nothing to solder - no connections
- Eliminate voltage spikes & switch wear
- Recover programs after system crashes

\$16.95 plus \$3 shipping. Mastercard and Visa

ULTRABYTE Call (313) 562-9855

23400 Michigan, Suite 502, Dearborn, MI 48124
Satisfaction guaranteed, 10 day return privilege

New Hardware

We've been using Commodore's new SX-64 portable computer for about a month. It's a very interesting product. Basically, the SX-64 (sometimes called the Executive 64) is a combination of a Commodore 64, a 1541 disk drive, and a scaled-down 1702 color monitor, all in one box that can be snapped together and carried away with a handle. It weighs 20 pounds, which doesn't sound like much until you heft it—it's one heavy load to cart around.

The SX-64 is almost completely compatible with the 64, and is almost identical in terms of hardware. Commodore has changed the operating system in trivial ways—the default screen colors are blue on white (like the VIC-20), which seems to be a better color combination on the small 5-inch monitor (more about that later).

Setting up the SX-64 is easy. The keyboard is like a faceplate that snaps off, revealing the screen and disk drive. A short cable connects the keyboard to the main unit. Plug it in, turn it on, and you have a ready-to-run computer system.

The SX-64 is available in many places for under \$800. This makes it comparable to the price of a 64 put together a component at a time: \$200 for the computer, \$250 for the drive, and \$250 for the 1702 color monitor add up to \$700. So for a little more money, you can have a 64 you can take anywhere.

It's worthwhile to mention that the SX-64 is portable in the same sense as a portable television. You can carry it to any location with a wall outlet, but don't expect to use it in your car or on the beach. A better word for this type of computer is *transportable*. True portable computers, such as the Radio Shack Model 100 or the Gavilan Mobile computer, can run off of internal batteries and can truly be used anywhere.

The disk drive acts just like an in-line 1541. But no, it's not faster. There's still a serial cable somewhere inside connecting the drive to the computer. I suppose that adding a parallel, direct-

circuitry connection would introduce differences in the memory layout and operating system so that some programs written for the 64 would not work on the SX-64. The only programs we've had trouble with are those that depend on the default screen colors to be light blue on dark blue, as on the 64, or those that call for cassette access.

That's right. The SX-64 has no cassette port. As a matter of fact, the operating system has been changed to give an ?ILLEGAL DEVICE NUMBER ERROR when you try to load or save to tape. This is understandable. If you have a built-in disk drive, why add to the cost of the SX-64 by making the cassette port available? On the other hand, this limitation may matter to you.

Passing The Endurance Test

We've worried about the reliability of a disk drive that is carried around a lot. 1541s don't like to be moved—some of the drives here at our offices have died from being transported back and forth to work. Disk drives in general can be rather delicate. Even the drives in the original Osborne 1 would sometimes need readjustment after a lot of toting about. Well, after a month of testing, our fears seem to be unfounded. To thoroughly test reliability, various staff members took the SX-64 home with them every evening, and brought them back the next morning. After much use (and inevitably, some abuse) the SX-64 is still going strong. It has no problems with either reading or writing to disks. If the drive is not identical to the 1541 (which some service technicians have noticed), it is definitely compatible with disks formatted on other 1541s (within reasonable limits).

The keyboard has a different feel than a 64. The keys are half as high, and tend to make a clacking sound, whereas the 64 keyboard has a very soft touch. Some editors here disliked the keyboard until they got used to it. People tend to seize upon differences and make them into issues.

80 Column Smart Terminal For Your C64 Without Any Hardware Change!

VIP Terminal ready
Dear Pepper,

11:15:46

You're right. This VIP Terminal is the only terminal for the C 64 worth owning. That freebie software that came with my modem just didn't work, especially with my new smartmodem. The 80 column display alone was well worth the \$49.95 - much less the 40, 64 and 106 character displays - and it doesn't need any hardware changes. Imagine 180 characters on 25 lines. Heck, there's more text on my screen than on my uncle's Apple or my dad's I B M - P C !

I put auto-dial to work right away. I auto-dialed Compuserve, but couldn't get through, so I had VIP Terminal redial 'til it got through - it dialed five minutes straight! Then I auto-logged on with one of my 28 programmed keys, and downloaded some graphics screens, and stock quotes for dad. I printed it and saved it to disk as it came on the screen. Wow! And now I can send you my programs automatically. I got yours and they worked night off.

Those icons, - you know, like the Apple Lisa - are a lot of fun. I also like the menus, function keys, highlights, help tables - great for a newcomer like me. And with the many options there isn't a computer I can't talk to.

What's really neat is that Softlaw has a whole VIP Library of interactive programs, including a word processor, spreadsheet and database, which will be out soon. Sis promised me the whole set for my birthday.

I see by the built-in "old clock" on the screen that long-distance rates are down. Got to call that L.A. B B S. Yep, there goes the alarm. Later.

- Lone

VIP TERMINAL™

They're right! To start with the best you've got to have the **VIP Terminal!**


- Built-in 40, 64, 80 and 106 columns
- Word wrap for a formatted display
- Talk to any computer
- Use any modem and printer
- Written in fast machine code
- 15 entry phone directory
- 20 programmable keys
- Automatically dial, redial, upload, download and log-on
- Professional 96 character ASCII display
- 128 character ASCII keyboard
- Simultaneous on line printing and saving of files to tape and disk
- Use and save files as big as your disk!
- E Mail & E-COM Compatible

Get yours NOW! **\$49.95**

Introducing The VIP Library

The Library Concept

The **VIP Terminal** is only the first in a whole series of elegant software for your Commodore 64 called the **VIP Library**. This complete collection of easy-to-use, serious, high quality, totally interactive productivity software includes **VIP Writer**, **VIP Speller**, **VIP Calc**, **VIP Database**, **VIP Disk-ZAP**, **VIP Accountant** and **VIP Tax**. All are equal in quality to much more expensive software for the IBM PC, and all are very affordable!



Virtual Memory

VIP Library programs are not limited by the size of your computer's memory. All programs use virtual memory techniques to allow creation and use of files larger than your computer's available work area. You're only limited by the space on your disk!

©1983 by Softlaw Corporation

Icons Make Learning Easy

Hi-res technology and sprites allow **VIP Library** programs to bring you task Icons, made famous by the Apple Lisa™ and the Xerox Star™. With these advanced sprite representations of the task options open to the user, even the total novice can, at a glance, perform every task with ease. Just look at the icon and press a key! No programs are easier or more fun to learn and use!

Total Compatibility

All **VIP Library** programs are compatible with each other and other computers for easy file transfer. Each uses ASCII, the universal language of computer communications so that files can be sent to and received from other computers without modification! The Library also gives you the benefit of a consistent icon and command structure. Once you have learned one program, the others will come easily.

For Orders ONLY
— Call Toll Free —

1-800-328-2737

Order Status and Software Support
call (612) 881-2777

Available at Dealers everywhere. If your Dealer is out of stock **ORDER DIRECT!**

MAIL ORDERS: \$3.00 U.S. Shipping (\$5.00 CANADA; \$10.00 OVERSEAS. Personal checks allow 3 weeks.

Professional Displays

The 40-characters-per-line display of the Commodore 64 is inadequate for serious computing. An 80-column display is the industry standard. **VIP Library** programs bring this standard to your Commodore 64 with state-of-the-art graphics, without need for costly hardware modifications. With **VIP Library** programs you can freely choose from four displays: the standard 40 column display, plus a 64, 80 and even a 106 column by 25 line display. With these programs you can have more text on your screen than on an IBM PC or an Apple IIe with an 80-column board! Welcome to the professional world!

Who Is Softlaw?

Softlaw Corporation has years of software experience in micros. We currently offer the full-line **VIP Library** for other micros in the U.S. and in Europe. Now we are bringing this experience to the Commodore 64 so you get ultra-high quality software at very affordable prices.

SoftLaw

9072 Lyndale Ave. So., Mpls., MN 55420

**AUTHOR'S SUBMISSIONS
ARE ENCOURAGED.**

In practice, the keyboard is just as usable and has a good feel. But the 5-inch screen is a different matter—some people cannot adapt to it, others find it acceptable.

A Trade-Off?

The SX-64 screen is often complained about. Subtracting the border area gives you less than four inches (diagonally) of screen space. The text is readable, but I find it very difficult to distinguish slashed 0s from 8s. No other portable computer, however, has a color screen. If Commodore had used a monochrome screen, the text would be quite readable. As it is, cramming forty columns into four inches makes things a little tight. Playing games is also strange with all the action shrunk down. The SX-64 can still be attached to a color monitor, such as the 1702 (or 1703, nowadays), but there is no built-in RF modulator to let you attach it to a home television.

Another caveat is the built-in speaker. It seems a crime to attach a synthesizer chip to a tiny, noisy speaker. The first time I heard the SX-64 playing music, I thought the speaker was broken, until I heard another unit that was just as bad. Again, there is nothing to prevent you from playing the sound through your stereo with the appropriate cable.

The cartridge port is not in the back where you'd look for it, but under a trap door on the top of the unit. The doors open as you insert a cartridge. I've tried several cartridge games, as well as the CP/M cartridge, and all work properly. Some large expansion cards designed to rest horizontally don't look right sticking up into the air, but that's just aesthetics, I guess, unless you want to plug in one of those card-cage expansion boxes.

Commodore hasn't been manufacturing very many SX-64s, given the demand for VICs and 64s, but there seem to be more of them every day. If the SX-64 catches on, Commodore may find they have another big money maker. If I hadn't already purchased a home 64 system, I would probably have bought a portable version instead. We're still working with the SX-64, and I'll let you know if we find anything more of note. In the meantime, if you have an SX-64, write me and tell me how it's working out for you.

More New Hardware

For those of you who like "neat hardware," you'll want to take a look at a new kind of voice synthesizer. We've watched the price of hardware speech synthesizers continually go down as the features go up. There's the Votrax Type-N-Talk, one of the first affordable speech boxes, the Voice Box from the Alien Group, even a speech synthesizer that requires no additional hardware—

Software Automatic Mouth from Don't Ask Software. And there's Commodore's own Magic Voice module (due to be released any time now). These voice synthesizers accept *phonemes*, the basic phonetic units of speech, which are used to build words. Some units have built-in hardware that translates ordinary English text to speech. But the Covox Voice Master takes a different approach. It lets your 64 talk—in your own voice!

The Voice Master system is like a digital tape recorder that can record up to ten seconds of speech, then play it back in any order. The hardware is about twice the size of a pack of cigarettes, and plugs into the user port. A cheap plastic microphone plugs into the box, but it's easy enough to attach a high-quality microphone. The work of the box is to translate analog speech signals, which are various amplitudes of volume, into discrete four-bit volume numbers that can be stored and processed by the computer. To get any reasonable quality, however, you have to analyze the incoming speech at a very high rate. The volume changes in a given sample of speech very quickly. So the hardware is capable of translating input at a rate of 11900 times per second.

At the heart of the hardware is an analog-to-digital (A/D) converter. The paddle ports on your 64 are also A/D converters, which translate a continuous sweep of voltage from the paddle (which ranges from 0 to 100 ohms) to a single binary number from 0-255. So you could use the paddle ports (which are attached to the SID chip, of all things) for the same purpose.

As a matter of fact, Covox will have a simplified version of the Voice Master that uses the paddle ports to attach a microphone.

So the Voice Master hardware is mainly a high-speed analog-to-digital converter. The Voice Master software reads the incoming digital signals and stores them into memory. There is only so much memory available on your 64. The Voice Master gives you 16K of BASIC space, and uses the rest for ten glorious seconds of speech. I know that ten seconds doesn't sound like much, but take out your stopwatch and talk for ten seconds. You can read a paragraph in that much time.

The Voice Master software lets you partition sounds as words. Recording starts when a sound is heard, and stops when you stop. Each segment can be stored as one of 64 words. This is where the software interface really shines. Look at this simple program:

```
10 CLEAR
20 LEARN 0
30 SPEAK 0
40 GOTO 20
```

When run, this program repeats everything you say. The SID chip is used to output the

PRINTERS

Alphacom 40C/Int	99.95
Alphacom 80C/Int	189.95
Epson	Call
Gemini 10X	Call
Okidata	Call
Silver Reed	Call
CITOH 8510AP	Call

MODEMS

Hayes Smart Modem 300	Call
Mark VII/Auto Ans/	Call
Auto Dial	Call
Mark XII/1200 Baud	Call
Novation	Call

COMMODORE 64

Concorde Third Party
Disk Drive for Commodore 64
parallel & serial models
available Call

TOUCH TABLETS

Koala Touch Tablet-D	69.95
Koala Touch Tablet-Cart	74.95

CBM 64	Call
1541 Disk Drive	239.00
1526 80 Column Printer	279.00
1530 Datasette	66.00
1702 Color Monitor	249.00
1650 AD/AA Modem	89.00
RS 232 Interface	44.00

Call for Special Package 64 System Price

STIMUTECH SUBLIMINAL SOFTWARE FOR CBM 64

Expando-Vision Interface	99.00
Weight Control	
Stress Control	
Drinking Control	
Smoking Control	
Career Success	
Sexual Confidence	
Add'l Rom Cartr.	29.95 ea.

MONITORS

USI	Call
AMDEK	Call

C O M M O D O R E 6 4 S O F T W A R E

ACCESS

Neutral Zone-D/T	23.95
Spiritmaster-D/T	23.95
Beachhead-D/T	23.95
Master Composer-D	27.95

ACCESSORIES

WICO Joystick	Call
Flip'n'File-D	20.95
Flip'n'File Cart	20.95
Joysensor	24.95
Elephant Disks	
(Box of 10)	20.00
WICO Trakball	37.95
KRAFT Joystick	15.95

ATARIISOFT

Battlezone-Cart	34.95
Centipede-Cart	34.95
Defender-Cart	34.95
Dig Dug-Cart	34.95
Donkey Kong-Cart	34.95
Galaxian-Cart	34.95
Joust-Cart	34.95
Jungle Hunt-Cart	34.95
Moon Patrol-Cart	34.95
Ms. Pac-Man-Cart	34.95
Pac-Man-Cart	34.95
Pole Position-Cart	34.95
Robotron 2084-Cart	34.95

BOOKS

Computer's Basic	
Source Book	12.95
Computer's Machine	
Lang/Beg	14.95
Computer's 1st Bk/64	
Games	12.95
Com. 64 Program	
Ref. Guide	19.95
Guide to Your Com. 64	14.95
Elementary Com. 64	14.95
Power of Multiplication	14.95
Computer's 1st Bk/64	
Sound/Graphs	12.95
Computer's 64 Ref Guide	12.95
Computer's 1st Book	
of Com. 64	12.95

BRODERBUND

AE-D	23.95
Bank Street Writer-D	49.95
Choplifter-D	23.95
Droid-D	23.95
Loderunner-D	23.95
Matchboxes-D	20.95
Midnight Magic-D	23.95
Operation Whirlwind-D	27.95
Sea Fox-Cart	27.95
Serpentine-Cart	27.95
Spare Change-D	23.95
Mask of the Sun-D	27.95

CARDCO

Cardprint/A	59.95
Cardprint/B	37.95
Cardco + G	64.95
Cardboard/5	54.95
Cardkey	29.95
Cardette/I	29.95
Cardwriter/I	29.95
Cassette Recorder	47.95

CARDCO (cont'd.)

Printer Utility-D/T	19.95
Write Now-Cart	34.95
Mail Now-D	27.95

CBS SOFTWARE

Argos Expedition-D	29.95
Charles Goren's Bridge-D	54.95
Coco Notes-D	24.95
Ducks Ahoy-D	24.95
Ernie's Magic Shapes-D	24.95
Mastering the SAT-D	104.95
Movie Musical	
Madness-D	24.95
Murder by the Dozen-D	24.95
Peanut Butter Panic-D	24.95
Sea Horse Hide'n Seek-D	24.95
Success Decimals	
(Add/Subt)-D/T	19.95
Success Decimals	
(Mult/Div)-D/T	19.95
Success Fractions	
(Add/Subt)-D/T	19.95
Success Fractions	
(Mult/Div)-D/T	19.95
Timebound-D	24.95
Webster Word Game-D	24.95

COMMODORE

Program Ref. Guide	19.95
Assembler-D	17.95
Easy Finance I, II, III, IV-D	19.95
Easy Calc-D	64.95
Easy Mail-D	17.95
Easy Script-D	39.95
Easy Spell-D	19.95
Logo-D	49.95
The Manager-D	37.95
General Ledger-D	37.95
Accts. Rec.-D	37.95
Accts. Pay.-D	37.95
Magic Desk-D	52.95
Zork I, II or III-D	29.95
Suspended-D	29.95
Starcross-D	29.95
Deadline-D	29.95

CYBERIA

Farm Mgr. Vol I	
General-D	37.95
Farm Mgr. Vol II Beef-D	37.95
Farm Mgr. Vol III Pork-D	37.95
Farm Mgr. Vol IV Grain-D	37.95

CYMBAL

Accounts Payable-D	52.95
Accounts Receivable-D	52.95
Inventory Control-D	52.95
Invoice Writer-D	52.95

DYNATECH

Adventure Writer-D	37.95
Codewriter-D	69.95
Dialog-D	37.95
Elf System-D	37.95
Home File Writer-D	49.95

EPYX

Construction Crew-D	23.95
Dragons/Pern-D/T	27.95
Fax-D	20.95
Fire-D	23.95
Fun With Art-Cart	27.95
Fun With Music-Cart	27.95
Fun With Words-Cart	27.95
Gateway to Apsal-Cart	27.95
Jumpman Jr.-Cart	27.95
Lunar Outpost-D/T	23.95
Mission Impossible-D	23.95
Oil Barons-D	37.95
Pitstop-Cart	27.95
Puzzlemania-D	23.95
Robots of Dawn-D	27.95
Summer Games-D	27.95
Temple of Apsal-D/T	27.95

HANDIC

64 Forth-Cart	29.95
64 Graf-Cart	23.95
Stat 64-Cart	23.95
Calc Result Easy-Cart	34.95
Calc Result Advanced-D	74.95
The Diary-Cart	23.95
The Tool-Cart	29.95

HESWARE

Super Zaxxon	23.95
64 Forth-Cart	41.95
6502 Profess Dev Sys-T	20.95
Coco-D/T	27.95
Factory-D	23.95
Finance Manager-D	49.95
Ghost Manor/Spike PK-D	19.95
Graphics Basic-Cart	34.95
HES Cat-D	19.95
HES Font-Cart	16.95
HES Games '84-D	27.95
HES Kit-Cart	34.95
HES Mon-Cart	27.95
HES Writer-Cart	30.95
Microsoft Multiplan-D	69.95
Minnesota Fats' Pool-Cart	20.95
Missing Links-D	20.95
Mr. TNT-Cart	20.95
Omniwriter/	
OmniSpell-D	49.95
Root n' Tootin-Cart	23.95
Synthesound-D	16.95
The Pit-Cart	20.95
Time Money Manager-D	49.95
Turtle Graphics II-Cart	41.95
Turtle Toyland Jr.-D/T	23.95
Type n' Writer-D	20.95
HES Com	59.95

INFOCOM

Enchanter-D	34.95
Infidel-D	34.95
Pinfall-D	34.95
Sorcerer-D	34.95
Witness-D	34.95

MICROFUN

Death in the Caribbean-D	27.95
Dino Eggs-D	27.95
English	
SAT I, II, or III-D	20.95
Globe Grabber-D	20.95
Highrise-D	20.95
Homewriter-D	34.95
Math	
SAT I, II, or III-D	20.95
Personal Banker-D	34.95
The Heist-D	23.95
U.S. Constitution-D	20.95

MICROPROSE

Floyd/Jungle-D	23.95
Helicat Ace-D/T	23.95
NATO Commander-D	23.95
Solo Flight-D/T	23.95
Spitfire Ace-D/T	23.95

MISCELLANEOUS

Ken Uston's	
Blackjack-D	49.95
Quick Brown Fox-D/Cart	34.95
Ultima III-D	41.95
Flight Simulator II-D	37.95
Night Mission/	
Pinball-D/T	20.95
Practical PS-D	59.95
M-File-D	64.95
Word Pro 3+/Spell-D	74.95
Home Accountant-D	52.95
Step By Step-D/T	44.95
Barron's Sat.-D	59.95
Bristles-D/T	20.95
Telex 64-Cart	37.95
Star League	
Baseball-D/T	20.95
Castle Wolfenstein-D	20.95
Mastertype-D/Cart	27.95
Vic Switch	124.95
Paper Clip-D	64.95
Delphi's Oracle-D	74.95
Super Buscard II	Call
First Class Mail-D	34.95
Aztec-D	27.95
Miner 2049er-Cart	27.95
Sea Dragon-D/T	23.95
Diskey-D	34.95
Hodge Podge-D/T	19.95
Strip Poker-D	23.95
Mr. Robot-D	23.95
Paint Magic-D	34.95
Pooyan-D/T	20.95
Astro Chase-D/T	20.95
Flip Flop-D/T	20.95
Basic Building Blks-D	54.95
Critical Mass-D	27.95
Rescue Squad-D	20.95
Super Text Word Pro-D	69.95
Musicalc Pro-D	119.95

PARKER BROTHERS

Frogger-Cart	34.95
Gyruss-Cart	34.95
Dino Eggs-Cart	34.95
Popeye-Cart	34.95
O-Bert-Cart	34.95
Star Wars-Cart	34.95

SIERRA ON-LINE

Apple Cider Spider-D	20.95
Aquatron-D	20.95
Championship Boxing-D	20.95
Dark Crystal-D	20.95
Frogger-D/T	23.95
Homeward Speller-D	34.95
Homeward-D	49.95
Learning With Leeper-D	20.95
Lunar Leeper-D	20.95
Mission:Asteroid-D	20.95
Oil's Well-D	23.95
Prisoner-D	23.95
Quest For Tires-D	23.95
Threshold-D	27.95
Time Zone-D	74.95
Ultima II-D	41.95
Ultima I-D	23.95
Ulysses-D	27.95
Wizard/Princess-D	22.95
Wizard-D	23.95

SPINNAKER

Adventure Creator-Cart	27.95
Aerobics-D	30.95
Aegean Voyage-Cart	27.95
Alt in the Color Caves-C	27.95
Alphabet Zoo-Cart	23.95
Bubble Burst-Cart	27.95
Cosmic Life-Cart	23.95
Delta Drawing-Cart	27.95
Facemaker-Cart	23.95
Fraction Fever-Cart	23.95
Grandma's House-D	23.95
Jukebox-Cart	27.95
Kids on Keys-Cart	23.95
Kidwriter-D	23.95
Kindercomp-Cart	20.95
Ranch-Cart	27.95
Rhymes/Riddles-D	20.95
Search/	
Amazing Thing-D	27.95
Snooper #1-D	30.95
Snooper #2-D	30.95
Story Machine-Cart	27.95
Trains-D	27.95
Up For Grabs-Cart	27.95

SSI

50 Million Crush-D	27.95
Battle/Normandy-D/T	27.95
Combat Leader-D/T	27.95
Computer Baseball-D	27.95
Cosmic Balance-D	27.95
Eagles-D	27.95
Fortress-D	23.95

SSI (cont'd.)

Germany 1985-D	41.95
Knight/Desert-D/T	27.95
Professional Golf-D	27.95
ROF 1985-D	23.95
Ringside Seat-D	27.95
Tigers in the Snow-D	27.95

SYNAPSE

Blue Max-D/T	23.95
Dreids-D/T	23.95
Fort Apocalypse-D/T	23.95
Necromancer-D/T	23.95
New York City-D/T	23.95
Pharaoh's Curse-D/T	23.95
Protector II-D/T	23.95
Quasimodo-D/T	23.95
Rainbow Walker-D/T	23.95
Relax Stress	
Reduction Sys.	64.95
Shamus Case II-D/T	23.95
Shamus-D/T	23.95
Slam-Ball-D/T	23.95
Survivor-D/T	23.95
Zaxxon-D/T	27.95
Zeppelin-D/T	23.95

TIMEWORKS

Accounts Payable/	
Checkwriter-D	41.95
Accounts Receivable/	
Invoice-D	41.95
Cash Flow	
Management-D	41.95
Cave/Word	
Wizards-D/T	19.95
Data Manager 2-D	34.95
Data Manager-D/T	19.95
Dietron-D/T	19.95
Dungeon Algebra	
Dragon-D/T	19.95
Electronic	
Checkbook-D/T	19.95
General Ledger-D	41.95
Inventory Management-D	41.95
Money Manager-D/T	19.95
Payroll Management-D	41.95
Program Kit I/	
Beginner-D/T	19.95
Program Kit II/	
Intermediate-D/T	19.95
Program Kit III/	
Advanced-D/T	19.95
Sales Analysis	
Management-D	41.95

TRONIX

Chatterbee-D	27.95
Juice-D	23.95
Kid Grid-D	23.95
Motorcross-D	23.95
S.A.M.-D	41.95
Slalom-D	23.95
Suicide Strike-D	23.95
Waterline-D	23.95
Wordrace-D/T	23.95

Hundred of items
available for the
CBM 64 please call
D-Disk T-Cassette
Cart-Cartridge

To Order Call Toll Free

800-558-0003

For Technical Info, Order

Inquiries, or for Wisc. Orders

sound, so you hear it from your TV or monitor. New commands, such as LEARN and SPEAK, are added to BASIC to make programming very easy. With SPEED, you can vary the speed of playback from 1 (slowwww) to 9 (remember the Chipmunks?). VOLUME is used to clip the output volume from a range of 1 to 15. Fifteen is the normal setting. If you use VOLUME 10, all sounds recorded with volumes greater than 10 will be forced to a volume of 10. This can improve a noisy recording. With various POKes, you can modify the recording rate (the faster you sample, the better the quality; but at higher speeds, memory is used faster, and you have less recording time).

Whatever You Want To Sound Like

I've heard of similar devices that cost many times more than the Voice Master's modest \$90, but I was really surprised at the quality of speech. At the default sampling rate, the voice sounds like one from an out-of-town AM radio station, or the Space Shuttle calling to Houston. At the fastest rate, the sound is very intelligible and clear. It really is like a digital tape recorder.

You can do more with the Voice Master than write a copycat program. Several interesting programs are included on the disk. One is a talking calculator. When you first run it, you "teach" the software how to say the digits from 0 to 9, decimal point, multiply, divide, etc. You can then type out simple calculations, with your typing spoken to you, as well as a spoken answer. Again, it's in your own voice, which is an interesting psychological experience.

An extension of this concept is the talking clock. After you give it all the pronunciations of numbers and AM/PM, as well as an alarm message, you can have the spoken time of day by pressing the space bar. Your own voice tells you the time of day.

It's important to note that you only need the hardware to record. The Voice Master hardware is not required for playback. The software alone plays the recorded speech from memory. So you could really surprise a friend by sending him a program of yours that talked to him in your own voice! There is the complication of copyrights. The software that plays back speech is still copyrighted by Covox, although it is strictly one-way without the hardware. Covox is working on licensing the software to developers for a royalty of something like 25 cents per disk.

Music And Sound Effects

You are not limited to speech. The Voice Master box will accept any input and play it as a word.

I've recorded short songs from the radio, and invented a vocabulary of special effects—boings, beeps, whizzes, and explosions. If only so much memory wasn't used, it would be the perfect way to design sound effects for games. The Voice Box works with the same principle used in those new audio compact discs. The music is encoded digitally, but at a much higher rate, of course.

In the future, Covox will be offering new software that allows voice recognition. That's right—your 64 will be able to act on spoken commands. Here's how it might work. You speak the same word ten times. Although we say the same word differently every time, there are similarities. So the software analyzes the ten samples and finds the correlations. The next time you speak, the word is compared to the library to find the word in memory that matches most closely. Sure, it's limited and arbitrary, but even limited voice recognition is fascinating. And it won't take any more hardware. Covox already has a system working that can recognize the digits and other simple words.

Some voice synthesizers have a built-in library of words that were recorded digitally, then analyzed by mainframes to remove all unnecessary information in order to compact the speech into a minimum of ROM space. With the Voice Master, you aren't limited to an arbitrary vocabulary. You can create special vocabularies for different applications. I wrote a program with the Voice Master software that lets you create a general-purpose vocabulary. You type in a word, then speak it. The word is played back, and you can re-record it to get it to sound right. Then, after you've built up a list of words, you can type sentences using the words, which are then spoken as a complete sentence.

The implications are interesting. Using someone's own voice and a sample of his vocabulary, you can invent statements that appear to have been said by the person you previously recorded. This is not just playing back what they've said, but creating new sentences from individual words that the person may have never actually spoken. Of course, the sound quality wouldn't fool anyone, but what could be done with million dollar equipment? It's a little frightening, the idea of a computer being used to put words into your mouth. That's why it's important for everyone to be aware of current trends in computer science—to prevent abuse of this technology. And with microcomputers available to a growing number of people, we control this technology.

*Voice Master
Covox, Inc.
675-D Conger Street
Eugene, OR 97402
\$89.95*

**MICRO
WORX**



Lee Wilttrout

Lee Wilttrout
Micro Worx, Inc.
developers of Prosys Software

"IT IS EASY TO GET SPOILED BY MSD DUAL DISK DRIVES!"

"We love MSD's new dual disk drive, the SUPER DISK II. The programmers at our Lubbock store run SUPER DISKS continually for weeks, and they never overheat! This is important to us because we develop software for the Commodore and the time we save returns as profits.

"MSD's highly-reliable single and dual disk drives are at the very top of our list of recommended products. Our sales have dramatically increased since we brought MSD products into our stores.

"Sharon Bray, Micro Worx vice president, and I agree that MSD products help us provide our customers with the

very best peripherals for expanding their Commodores into the real world of serious computing.

"We use MSD products and that's enough proof for our customers!"
Lee Wilttrout, Manager
Micro Worx, Inc., Hurst/Lubbock, Texas

Commodore owners, now you can gain access to expanded capability for your computer. SUPER DISK II will format, copy, and verify in less than 2 minutes, a procedure which normally takes 30-45.

Expand into the real world of serious computing with MSD products. Call today for the nearest dealer of the reliable ... available alternative.

Dealer and distributor
inquiries invited.



MSD SYSTEMS, INC.

10031 Monroe, Suite 206, Dallas, Texas 75229 • 214/257-4434

Outside Texas 1-800-527-5285

www.commodore.ca

WE LOVE COMMODORE

and

We Love Our Customers

That's why we only sell and support Commodore 64 and Vic 20 computers!! We have • the best prices • over 1000 programs • 500 accessories • absolutely the best service • one day express mail delivery • immediate replacement warranty • 15 day free trial • programming knowledge • technical knowledge • we are the only one in the U.S.A. with complete support for Commodore 64 and Vic 20 computers!!

PROTECTO ENTERPRIZES Box 550, Barrington, IL 60010

**SEND IN THIS COUPON TODAY FOR A FREE 64-PAGE
"EXCLUSIVE COMMODORE-64 AND VIC-20 CATALOG" — PLUS OUR SPECIAL
"BUY MORE—SAVE MORE COUPON"**

(Save up to \$500 on software and accessories)

Name _____

Address _____

City _____ State _____ Zip Code _____

No One! But No One! Can Compare

TO

PROTECTO ENTERPRIZES

TO ORDER WRITE OR CALL: PROTECTO ENTERPRIZES, BOX 550, BARRINGTON, IL 60010

Call 312/ 382-5244
8 to 5 Weekdays 9-12 Saturdays

(See Next 10 Pages)

COMMODORE 64

(more power than Apple II at half the price)

\$99.50*

- 170K DISK DRIVE \$159.00 *
- TRACTION FRICTION PRINTER \$79.00 *

COMPUTER AND SOFTWARE SALE

WE
HAVE
THE
BEST
SERVICE

WE
HAVE
THE
LOWEST
PRICES

VIC-20

(a real computer at the price of a toy)

\$79.50

- COM-64 POWER FOR VIC-20 \$79.00
- NEW VOICE SYNTHESIZER \$59.00 (Com-64 or VIC-20)

* COMMODORE 64 COMPUTER \$99.50

You pay only \$199.50 when you order the powerful 84K COMMODORE 64 COMPUTER! LESS the value of the SPECIAL SOFTWARE COUPON we pack with your computer that allows you to SAVE OVER \$100 off software sale prices!! With only \$100 of savings applied, your net computer cost is \$99.50!!

* 170K DISK DRIVE \$159.00

You pay only \$259.00 when you order the 170K Disk Drive! LESS the value of the SPECIAL SOFTWARE COUPON we pack with your disk drive that allows you to SAVE OVER \$100 off software sale prices!! With only \$100 of savings applied, your net disk drive cost is \$159.00.

* TRACTION FRICTION PRINTER \$79.00

You pay only \$179.00 when you order the Comstar T/F deluxe line printer that prints 8 1/2 x 11 full size, single sheet, roll or fan fold paper, labels etc. 40, 66, 80, 132 columns. Impact dot matrix, bi-directional, 80 CPS. LESS the value of the SPECIAL SOFTWARE COUPON we pack with your printer that allows you to SAVE OVER \$100 off software sale prices!! With only \$100 of savings applied your net printer cost is only \$79.00.

4 COLOR PRINTER/PLOTTER \$99.00

Lowest cost, 4 color, 80 column, letter quality PRINTER/PLOTTER for Com-64 or VIC-20 computers!! List programs. High resolution graphics for charts and geometric figures. INCLUDES INTERFACE AND SPECIAL SOFTWARE SAVINGS COUPON!!

80 COLUMN BOARD \$99.00

Now you program 80 COLUMNS on the screen at one time! Converts your Commodore 64 to 80 COLUMNS when you plug in the 80 COLUMN EXPANSION BOARD!! PLUS—you can get an 80 COLUMN BOARD WORD PROCESSOR with mail merge, terminal emulator, ELECTRONIC SPREAD SHEET. List \$59.00 SALE \$24.95 if purchased with 80 COLUMN BOARD!! (Tape or Disk)

80 COLUMNS IN COLOR EXECUTIVE WORD PROCESSOR \$69.00

This EXECUTIVE WORD PROCESSOR is the finest available for the COMMODORE 64 computer! The ULTIMATE for PROFESSIONAL Word-processing application! DISPLAYS 40 OR 80 COLUMNS IN COLOR or Black and White! Simple to operate, powerful text editing with a 250 WORD DICTIONARY, complete cursor and insert/delete key controls line and paragraph insertion, automatic deletion, centering, margin settings and output to all printers! Includes a powerful mail merge, 20,000 WORD DICTIONARY - List \$24.95 SALE \$19.95. EXECUTIVE DATA BASE - List \$69.00 SALE \$49.00. (Disk)

SPECIAL SOFTWARE COUPON

We pack a SPECIAL SOFTWARE COUPON with every COMMODORE 64 COMPUTER-DISK DRIVE-PRINTER-MONITOR we sell! This coupon allows you to SAVE OVER \$100 OFF SALE PRICES! Up to \$500 savings are possible!!

PROFESSIONAL SOFTWARE COMMODORE 64

Name	List	Sale	Coupon
Executive Word Processor	\$99.00	\$69.00	\$59.00
Executive Data Base	\$69.00	\$59.00	\$39.00
20,000 Word Dictionary	\$24.95	\$19.95	\$14.95
Electronic Spreadsheet	\$59.95	\$49.00	\$39.00
Accounting Pack	\$49.00	\$39.00	\$29.00
Total 5.2			
Word Processor			
Tape	\$69.00	\$49.00	\$34.00
Disk	\$79.95	\$59.00	\$39.00
Total Text 2.6			
Word Processor			
Tape	\$44.95	\$34.95	\$22.00
Disk	\$49.00	\$39.00	\$27.00
Total Label 2.6			
Tape	\$24.95	\$18.00	\$12.00
Disk	\$29.95	\$23.00	\$15.00
Programmers Helper (Disk)	\$59.00	\$39.95	\$29.95
80 Column Screen (Disk)	\$59.95	\$39.95	\$29.95
Crush-Crumble-Chomp (Tape/Disk)	\$29.95	\$24.95	\$19.95
Pistop (Cartridge)	\$39.95	\$29.95	\$24.95
Typing Teacher (Tape/Disk)	\$29.95	\$24.95	\$15.00
Sprite Designer (Disk)	\$16.95	\$14.95	\$10.00
Fireball Joy Stick	\$24.95	\$15.95	\$10.00
Light Pen	\$39.95	\$16.95	\$14.95
Dust Cover	\$ 8.95	\$ 6.95	\$ 4.60

(See 100 coupon items in our catalog!)

Write or call for

Sample SPECIAL SOFTWARE COUPON!

EXECUTIVE QUALITY PROFESSIONAL BUSINESS SOFTWARE

The Cadillac of business programs for Commodore 64 Computers

Item	List	*SALE	Coupon
Inventory Management	\$99.00	\$59.00	\$49.00
Accounts Receivable	\$99.00	\$59.00	\$49.00
Accounts Payable	\$99.00	\$59.00	\$49.00
Payroll	\$99.00	\$59.00	\$49.00
General Ledger	\$99.00	\$59.00	\$49.00

VIC-20 COMPUTER \$79.50

This 25K VIC-20 computer includes a full size 66 key typewriter keyboard color and graphics keys, upper/lower case, full screen editor, 16K level II microsoft basic, sound and music, real time floating point decimal, self teaching book, connects to any T.V. or monitor!

COM-64 POWER FOR VIC-20 \$79.00

Just plug in our 32K RAM MEMORY EXPANDER and you get as much usable programming power as the Commodore-64 computer!! Master control switches on cover, Gold Edge connectors, five year warranty (FREE \$29.95; CARTRIDGE GAME)

NEW VOICE SYNTHESIZER \$59.00

For Com-64 or VIC-20 computers. Just plug it in and you can program words and sentences, adjust volume and pitch, make talking adventure games, sound action games and customized talkies!! FOR ONLY \$19.95 you can add TEXT TO SPEECH, just type a word and hear your computer talk—ADD SOUND TO "ZORK," SCOTT ADAMS AND AARDVARK ADVENTURE GAMES!! (Disk or tape).

16K RAM CARTRIDGE \$49.00

Increases VIC-20 programming power 4 times. Expands total memory to 41K (41,000 bytes). Memory block switches are on outside cover! CARDCO Includes FREE \$29.95 game!!

8K RAM CARTRIDGE \$34.95

Increases VIC-20 programming power 2 1/2 times. Expands total memory to 33K (33,000 bytes). Includes FREE \$16.95 game.

3 SLOT SWITCHABLE EXPANDER \$24.95

Allows you to add 3 cartridges at one time—switch select to turn slots on or off—PLUS reset button. A must for your VIC-20 computer!!

60K MEMORY EXPANDER \$49.00

Sixslot Board — Switch selectable — Reset button — Ribbon cable — CARDCO. A must to get the most out of your VIC-20 Computer!

9" GREEN SCREEN MONITOR \$69.00

Excellent quality SANYO, easy to read, 80 columns x 24 lines, Green Phosphorous screen with anti-glare, metal cabinet! Saves your T.V. PLUS \$9.95 for connecting cable. Com-64 or VIC-20.

12" GREEN OR AMBER MONITOR \$99.00

Your choice of green or amber screen monitor, top quality, SANYO, 80 columns x 24 lines, easy to read, anti-glare, faster scanning! A must for word processing PLUS \$9.95 for connecting cable. Com-64 or VIC-20.

- LOWEST PRICES • 15 DAY FREE TRIAL • 90 DAY FREE REPLACEMENT WARRANTY
- BEST SERVICE IN U.S.A. • ONE DAY EXPRESS MAIL • OVER 500 PROGRAMS • FREE CATALOGS

Add \$10.00 for shipping, handling and insurance. Illinois residents please add 6% tax. Add \$20.00 for CANADA, PUERTO RICO, HAWAII orders. WE DO NOT EXPORT TO OTHER COUNTRIES. Enclose Cashiers Check, Money Order or Personal Check. Allow 14 days for delivery, 2 to 7 days for phone orders, 1 day express mail! Canada orders must be in U.S. dollars. VISA — MASTER CARD — C.O.D.

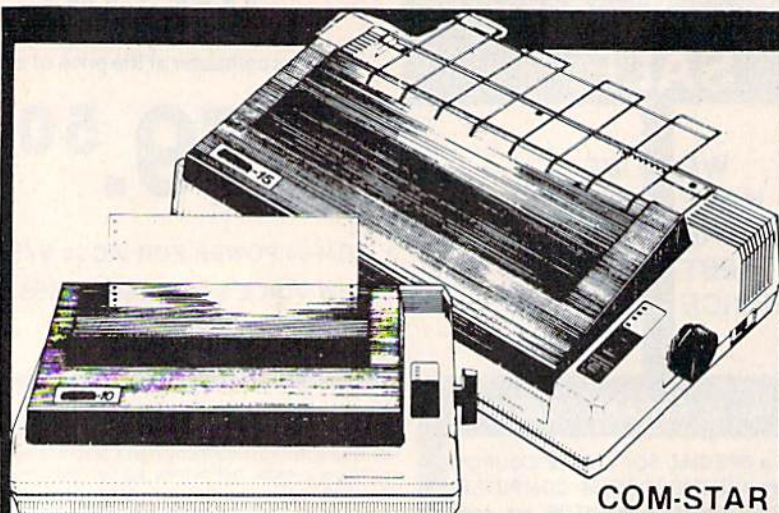
PROTECTO ENTERPRISES

WE LOVE OUR CUSTOMERS

BOX 550, BARRINGTON, ILLINOIS 60010
Phone 312/382-6244

www.commodore.ca

80 COLUMN PRINTER SALE—\$149.00*



COM-STAR T/F

Tractor
Friction
Printer

only \$ **179****

• 15 Day Free Trial - 180 Day Immediate Replacement Warranty

- **Lowest Priced, Best Quality, Tractor-Friction Printers in the U.S.A.**
- **Fast 80-120-160 Characters Per Second** • **40, 46, 66, 80, 96, 132 Characters Per Line Spacing**
- **Word Processing** • **Print Labels, Letters, Graphs and Tables** • **List Your Programs**
- **Print Out Data from Modem Services** • **"The Most Important Accessory for Your Computer"**

*STX-80 COLUMN PRINTER—\$149.00

Prints full 80 columns. Super silent operation, 60 CPS, prints Hi-resolution graphics and block graphics, expanded character set, exceptionally clear characters, fantastic print quality, uses inexpensive thermal paper! Best thermal printer in the U.S.A.! (Centronics Parallel Interface).

**DELUXE COMSTAR T/F 80 CPS PRINTER—\$179.00

The COMSTAR T/F (Tractor Friction) PRINTER is exceptionally versatile. It prints 8½" x 11" standard size single sheet stationary or continuous feed computer paper. Bi-directional, impact dot matrix, 80 CPS, 224 characters. (Centronics Parallel Interface).

Premium Quality—120 CPS COMSTAR T/F SUPER-10X PRINTER—\$289.00

COMSTAR T/F (Tractor Friction) SUPER-10X PRINTER gives you all the features of the COMSTAR T/F PRINTER plus a 10" carriage, 120 CPS, 9 x 9 dot matrix with double strike capability for 18 x 18 dot matrix (near letter quality), high resolution bit image (120 x 144 dot matrix), underlining, back spacing, left and right margin settings, true lower decenders with super and subscripts, prints standard, italic, block graphics

and special characters, plus 2K of user definable characters! The COMSTAR T/F SUPER-10X PRINTER was Rated No. 1 by "Popular Science Magazine." It gives you print quality and features found on printers costing twice as much!! (Centronics Parallel Interface) (Better than Epson FX 80).

Premium Quality—120 CPS COMSTAR T/F SUPER-15½" PRINTER—\$379.00

COMSTAR T/F SUPER 15½" PRINTER has all the features of the COMSTAR T/F SUPER-10X PRINTER plus a 15½" carriage and more powerful electronics components to handle large ledger business forms! (Better than Epson FX 100).

Superior Quality SUPER HIGH SPEED—160 CPS COMSTAR T/F 10" PRINTER—\$399.00

SUPER HIGH SPEED COMSTAR T/F (Tractor Friction) PRINTER has all the features of the COMSTAR SUPER-10X PRINTER plus SUPER HIGH SPEED PRINTING—160 CPS, 100% duty cycle, 8K buffer, diverse character fonts, special symbols and true decenders, vertical and horizontal tabs. RED HOT BUSINESS PRINTER at an unbelievable low price!! (Serial or Centronics Parallel Interface)

Superior Quality SUPER HIGH SPEED—160 CPS COMSTAR T/F 15½" PRINTER—\$529.00

SUPER HIGH SPEED COMSTAR T/F 15½" PRINTER has all the features of the SUPER HIGH SPEED COMSTAR T/F 10" PRINTER plus a 15½" carriage and more powerful electronics to handle larger ledger business forms! Exclusive bottom paper feed!!

PARALLEL INTERFACES For VIC-20 and COM-64—\$69.00 For Apple Computers—\$79.00

NOTE: Other printer interfaces are available at computer stores!

Double Immediate Replacement Warranty

We have doubled the normal 90 day warranty to 180 days. Therefore if your printer fails within "180 days" from the date of purchase you simply send your printer to us via United Parcel Service, prepaid. We will IMMEDIATELY send you a replacement printer at no charge, prepaid. This warranty, once again, proves that WE LOVE OUR CUSTOMERS!

Add \$17.50 for shipping, handling and insurance. WE DO NOT EXPORT TO OTHER COUNTRIES EXCEPT CANADA.

Enclose Cashiers Check, Money Order or Personal Check. Allow 14 days for delivery, 2 to 7 days for phone orders, 1 day express mail! Canada orders must be in U.S. dollars. VISA — MASTER CARD ACCEPTED. We ship C.O.D.

SUPER-10"

ABCDEFGHIJKLMNOPQRSTUVWXYZ
ABCDEFGHIJKLMNOPQRSTUVWXYZ 1234567890

PROTECTO ENTERPRISES (WE LOVE OUR CUSTOMERS)

BOX 550, BARRINGTON, ILLINOIS 60010
Phone 312/382-5244 to order

www.commodore.ca

4 Color 80 COLUMN Letter Quality PRINTER/PLOTTER

Super

\$99

1/2 PRICE
SALE



Special

\$99

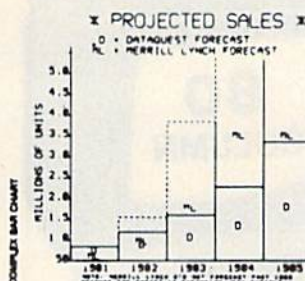
1/2 PRICE
SALE

• LOWEST PRICE IN U.S.A.

Commodore-64 & VIC-20

• \$500 Software SAVINGS Coupon Included •

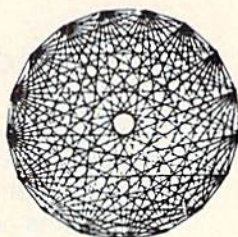
• List your programs • High resolution graphics for bar charts and geometric figures (like spirograph) • Plugs directly into VIC 20 and Commodore 64 — Interface included • Lowest cost letter quality printer in the country.



ACTUAL PRINT SAMPLES

UPPER CASE — ABCDEFGHIJKLMNOPQRSTUVWXYZ

LOWER CASE — abcdefghijklmnopqrstuvwxyz



At last you can list your programs (even control characters) and make beautiful high resolution graphics at an affordable price. This **80 column letter quality printer/plotter** is great for making complex bar charts for business plus fancy greeting cards and geometric designs. Great for homework too. **Everyone must have a 4 color printer plotter for their VIC-20 or Commodore-64.** List \$199.00. **Sale \$99.00.** • \$500 Software SAVINGS Coupon Included •

• LOWEST PRICES • 15 DAY FREE TRIAL • 90 DAY FREE REPLACEMENT WARRANTY
• BEST SERVICE IN U.S.A. • ONE DAY EXPRESS MAIL • OVER 500 PROGRAMS • FREE CATALOGS

Add \$10.00 for shipping, handling and insurance. Illinois residents please add 6% tax. Add \$20.00 for CANADA, PUERTO RICO, HAWAII orders. WE DO NOT EXPORT TO OTHER COUNTRIES.

Enclose Cashiers Check, Money Order or Personal Check. Allow 14 days for delivery, 2 to 7 days for phone orders, 1 day express mail! Canada orders must be in U.S. dollars. Visa • MasterCard • C.O.D.

PROTECTO
ENTERPRISES (WE LOVE OUR CUSTOMERS)

BOX 550, BARRINGTON, ILLINOIS 60010
Phone 312/382-5244 to order www.commodore.ca

COMMODORE-64 or VIC-20

VOICE SYNTHESIZER



MAKE YOUR COMPUTER TALK

VOTRAX BASED
HARDWARE



ONLY

\$59⁰⁰

You can program any words or sentences • Adjust volume and pitch • Make adventure games that talk • Real sound action games • Make customized talkies • (Demo disk or tape included)

You can add **TEXT TO SPEECH SOFTWARE** that allows you to simply type what you want to hear!! Also allows you to add sound and voice to **SCOTT ADAMS AARD-VARK** and **"ZORK" ADVENTURE GAMES** List \$29.95 Sale \$19.95 (Disk or Tape).

• LOWEST PRICES • 15 DAY FREE TRIAL • 90 DAY FREE REPLACEMENT WARRANTY
• BEST SERVICE IN U.S.A. • ONE DAY EXPRESS MAIL • OVER 500 PROGRAMS • FREE CATALOGS

COMMODORE 64 80 COLUMN BOARD

\$99⁰⁰

FOR ONLY



Now you can program 80 columns on the screen at one time! Converts your Commodore 64 to 80 columns when you plug in the PROTECTO 80 Expansion Board. List \$199.00. Sale \$99.00.



FOR ONLY \$24.95 you can get an 80 Column Board "WORD PROCESSOR" with mail merge and terminal emulator PLUS! AN ELECTRONIC SPREAD SHEET (like Visicalc) List \$59.00. Sale \$39.90.
*If purchased with board only \$24.95. (Tape or Disk.)

WE LOVE OUR CUSTOMERS

PROTECTO ENTERPRIZES

(WE LOVE OUR CUSTOMERS!)

BOX 550, BARRINGTON, ILLINOIS 60010
Phone 312/382-5244 to order

Add \$3.00 for postage. Add \$6.00 for CANADA, PUERTO RICO, HAWAII orders. WE DO NOT EXPORT TO OTHER COUNTRIES
Enclose Cashiers Check, Money Order or Personal Check. Allow 14 days for delivery, 2 to 7 days for phone orders, 1 day express mail! Canada orders must be in U.S. dollars. We accept Visa and Master Card. We ship C.O.D.

EXPAND YOUR VIC-20 TO COMMODORE-64 POWER!

\$79⁰⁰
FOR ONLY

(PLUS A FREE \$29.95 CARTRIDGE GAME)

LIST PRICE \$159.95

Just plug in the **32K RAM MEMORY EXPANDER** and you have as much usable programming memory as the Commodore-64 computer!!! This **32K RAM EXPANDER CARTRIDGE** gives your VIC-20 computer **9 TIMES MORE PROGRAMMING POWER!!**

5 YEAR WARRANTY



MASTER
CONTROL
SWITCHES

FEATURES

- Allows Full 32K Memory Expander
- Separate Enable Switch for each 8K Block
- Gold Plated Contacts
- Premium Grade Components
- Fully Tested and Burned In
- 5 Year Warranty
- Complete Documentation

1/2 PRICE EXPANSION SALE!!

	LIST	SALE
3K Ram Expander	\$ 39.95	\$19.95
8K Ram Expander (2½ times more power)	\$ 69.95	\$34.95
16K Ram Expander (4 times more power)	\$ 99.95	\$49.00
32K Ram Expander (9 times more power) (PLUS \$29.95 FREE GAME CARTRIDGE)	\$159.95	\$79.00
3 Slot Expander Board — Switch Selectable	\$ 49.95	\$24.95

WE LOVE OUR CUSTOMERS!

Add \$3.00 for postage. Add \$6.00 for CANADA, PUERTO RICO, HAWAII orders. WE DO NOT EXPORT TO OTHER COUNTRIES.
Enclose Cashiers Check, Money Order or Personal Check. Allow 14 days for delivery. 2 to 7 days for phone orders. 1 day express mail.
Canada orders must be in U.S. dollars. We accept Visa and Master Card. We ship C.O.D.

PROTECTO
ENTERPRIZES (WE LOVE OUR CUSTOMERS)

BOX 550, BARRINGTON, ILLINOIS 60010
Phone 312/382-5244 to order

www.commodore.ca

Color Chart

Sheldon Leemon

Check out all the possible combinations of character colors and background colors with "Color Chart." For the VIC and Commodore 64.

One of the nicest things about color graphics on the VIC and 64 is that you can choose the color of each character that you print. This allows you to place many different colored text statements on the same screen at one time. When you begin to design a screen with more than one text color, however, you often run into a problem. Many text colors do not show up well against certain background colors.

Often, trial and error is the only way to discover which text color goes well with which background color. Wouldn't it be nice if you could see all of the combinations of text colors and background colors on the screen at one time? You could then see which combinations would work best in your program.

The two programs accompanying this article, one for the VIC and one for the 64, do just that. The VIC version has sixteen rows of eight characters each. The top row has a black background (color 0), and each row below has a different background color with a higher color value. The column at the extreme left has a black text character, and each column to its right has a different color text character with a higher color value. The 64 version is the same, except that on the 64 there are 8 additional text colors, so there are sixteen columns, and a total of 256 color combinations.

Using The Computer's Speed

But how is it possible to show more than one background color on the screen at one time? After all, the background color is determined by the value in a memory location called the color register (the 64 uses location 53281, while the VIC

uses 36879). Since this register can only hold one number at a time, the only way to have more than one background color at a time is to change the value of this register in the middle of the display.

To understand how this is done, you have to know something about how a picture is displayed on your TV. An electron beam called a raster starts at the top left corner of the screen, and moves in a horizontal line from left to right. As this beam moves, it lights up appropriate parts of the screen line. When it gets to the end of the line, it goes back to the left side, drops down a bit, and starts all over again.

It takes about two hundred of these lines to complete your computer display, and the raster scans all of these lines sixty times every second. If you tell it the exact instant to change the background color, it can do it after part of the screen has already been drawn.

Interrupting The Raster Scan

Both the VIC and 64 have a raster register. This is a memory location which holds the number of the line which is currently being scanned. The short machine language program in each of the examples just loops around, waiting for a particular line at the top to be scanned. When that happens, it changes the background color, and waits for a few more lines to be scanned until it changes the background color again. When all of the changes are done, it goes back to the beginning and waits for that first change again.

Type the program in carefully and save it before you run it. The program will loop around continuously, displaying all of the color combinations available to you. See which combination you think will be the best for your particular program, make a note of it, and then press RUN/STOP-RESTORE to break out of the program.

See program listings on page 135. ☺

SUPERTAX™ Get Supertax by Rockware Data and get the jump on your 1984 Income Tax Planning

THIRD SUCCESSFUL YEAR! • THOUSANDS ALREADY IN USE!

Use SUPERTAX personal income tax programs to calculate your tax liability now and have plenty of time to make year-end investment decisions to improve your position. SUPERTAX was specifically created for Commodore 64 users by a practicing CPA with a Master's degree in tax accounting. Highly acclaimed by tax pros, CPAs and tax preparers, SUPERTAX is easy to understand and a pleasure to work with.

- SUPERTAX is fully screen-prompted and includes a manual loaded with valuable tax information, instruction and guidance.
- SUPERTAX instantly recalculates your entire return when you change any item.
- SUPERTAX prints directly on IRS forms.
- SUPERTAX DATA can be stored on a diskette.
- SUPERTAX updates are available at 50% discount to registered SUPERTAX owners.
- SUPERTAX is an essential addition to your personal software library—best of all it's tax deductible.

FOR TAX PLANNING

Using either screen or printer output, SUPERTAX generates clear and concise summaries of Page 1 and 2 and Schedule A of FORM 1040 allowing you to see at a glance and to quickly comprehend your tax situation. This program also prints an OVERALL SUMMARY of the return showing Adjusted Gross Income, Itemized Deductions, Taxable Income, Regular Tax and Payment Due or Refund—all of which are calculated by the program. SUPERTAX also calculates the moving expense deduction, investment credit, taxable capital gains, political and child care credits, medical limitations, and much more. Input is fast and easy and changes can be made in seconds. This program actually makes tax planning a breeze.

FOR RETURN PREPARATION

SUPERTAX PRINTS THE INCOME TAX RETURN: This program prints page 1, page 2 of the FORM 1040, Schedules A, B, W and G (income averaging) of the FORM 1040 as well as FORM 3468 (investment tax credit) on standard IRS government forms or on blank computer paper for use with transparencies. Any item of input can be changed in seconds and the entire return is automatically recalculated to instantly reflect the change.

NOTE: Printing on government forms requires friction feed printer.

FOR DEPRECIATION CALCULATION

This program calculates and prints Schedule C of the FORM 1040. Also included is a stand alone depreciation program which calculates and prints your complete depreciation schedule using both the old rules and the new ACRS rules. Output from the depreciation program is designed to serve as a supplement to IRS FORM 4562.

Products shipped FOB Dallas, TX
Commodore 64 is a trademark of Commodore Business Machines

\$99

TO ORDER Call Toll Free 1-800-527-4171 In Texas Call 214-739-1100
MasterCard, VISA, Money Orders, Bank Checks and COD Orders Accepted
(add 3% surcharge for credit card processing) (add \$5.00 for COD) (\$3.00 Shipping)

For Brochure WRITE
Financial Services Marketing Corp.
10525 Barrywood Drive
Dallas, Texas 75230

Are you getting as much out of your Commodore as Commodore put in?

Your Commodore has so much potential, it would be a shame to use just a small part of it.
To get more out of your Commodore, use New American Library computer books.



Mastering Sight and Sound on the Commodore 64™

by Kent Porter
A crystal-clear guide on how you can create beautiful color graphics and music on your Commodore 64.™



The Computer Phone Book™ Online Guide™ to Commodore Computers

by Mike Cane
A complete telecommunications handbook for the Commodore 64,™ SX64,™ and Vic 20.™



The Computer Phone Book™

by Mike Cane
A directory of online computer systems. Publishers Weekly has called this "an institution in the making."



Porter's Programs for the Commodore 64™

by Kent Porter
A broad range of programs written specifically for the Commodore 64.™

New American Library
P.O. Box 999, Bergenfield, NJ 07621



Please send me:

Mastering Sight & Sound on the Commodore 64™ (Z5490) \$9.95 _____; The Computer Phone Book™ Online Guide™ to Commodore Computers (XE2084) \$9.95 _____; The Computer Phone Book™ (Z5446) \$9.95 _____; Porter's Programs for the Commodore 64™ (XE2090) \$6.95 _____. Please include \$1.50 shipping and handling per order.

I enclose _____ check, _____ money order (no COD's or cash), or charge _____ Visa _____ Mastercard.

Card # _____ Exp. Date _____

Signature _____

Name _____

Address _____

City _____ State _____ Zip _____

Allow a minimum of 4 weeks for delivery. This offer, prices, and numbers are subject to change without notice. Offer expires Dec. 30, 1984.

www.commodore.ca

ROBERT SIMS, ASSISTANT EDITOR

Downloading

On the face of it, downloading is a simple procedure by which you receive data from a remote computer via modem, and store it to disk or tape for later use.

That's the theory, anyway. The trouble with the theory is that downloading is simple the way wrestling an alligator is simple: All you have to do is hold its mouth shut and sit on its back—a simple, two-step procedure. But anyone who thinks it's easy has never wrestled an alligator fresh from the swamp.

To make downloading easy, you have to wrestle with *conversion* and *integration*.

In home telecommunications, most information is transmitted as ASCII (American Standard Code for Information Interchange) characters. As the name indicates, these character codes are a standard by which different brands of computers can communicate.

Transparent Conversions

When you are on-line, your computer (called the *terminal*) is connected to a remote computer (the *host*). The information transmitted between the two is converted at least twice. When the host sends information, it converts the data from the computer's internal code into ASCII, which it then transmits to your computer. Your terminal software converts ASCII into a Commodore variation called CBM ASCII (or PETASCII), which your VIC-20 or 64 can process. When your computer sends data to the host, the process is reversed.

These conversions are *transparent*, which means they take place without any intervention on the part of the user.

Downloading, however, is not transparent; it requires that the user have a basic understanding of how and where data is stored on the host, how the data is processed by terminal software, and how the data is converted after it is downloaded.

Information on bulletin boards and information networks comes in three forms: files containing text, files containing program listings, and loose data. Loose data includes the bulletin board messages, menus and prompts, help files, and command descriptions which tell you how to use the system.

A Dead Volkswagen

The whole purpose of downloading is to retrieve such information for your own uses. Often, this means the data must be manipulated in some way, edited perhaps, or merged into another file. And this is where the wrestling match takes place.

To illustrate the problems that may arise, let's suppose that one afternoon my Volkswagen dies; the fuel pump just quits working. That night, I log on to the local bulletin board to read the messages and find one that contains detailed instructions on how to repair a Volkswagen fuel pump.

This is important information, and I desperately need a copy. But it's too long to copy by hand; I can't take the computer to the garage so I can read the instructions while I work on the car; and my landlord won't let me bring a Volkswagen into my apartment. Fortunately, my terminal program has download capability.

Capturing The Data

Most terminal software downloads data through the *capture buffer*. I type in the control sequence which opens the buffer (with my software, I hold down the Commodore key and press the letter O). When the buffer is open, the terminal program notifies me by displaying an arrow or a BUFFER OPEN prompt. When I'm sure the buffer is open, I type in the bulletin board commands to have the Volkswagen message displayed again. When the host transmits the message, the terminal program displays it on the screen and stores it in the buffer.

While the buffer is open, I also download a message announcing the date of the next user group meeting. Then I close the buffer, SAVE the contents to disk, and log off. (Some software saves the buffer to disk after you log off.)

Next I load and run a word processing program, call up the message file from disk, make a note of the user group meeting in my appointment book, and erase everything except the Volkswagen repair tips. These I send to the printer. Now I'm ready to take the printed instructions out to the garage and bring my Volkswagen back to life.

Take Your Commodore's Commands And Put Them Where They Belong. On Your Keyboard.

Now you can **save time and avoid frustration**. PC-DocuMate keyboard templates help you quickly recall needed commands, options, and formats. What you need is where you want it: **at your fingertips**. Each PC-DocuMate template is **professionally designed** by a software expert and is a **comprehensive** reference aid. Commands are logically and **functionally organized** to help you get the most from your software. And, each template is fully **guaranteed to satisfy** or your money back.

PC-DocuMate keyboard templates are silk-screen printed on **durable, non-glare plastic** to exacting specifications for **ease of use**. Order yours today and join thousands of satisfied users who are saving time and effort.

PC-DocuMates now available for:

COMMODORE 64

- **Model CM641:** BASIC, music, sprite reference (As shown)
- **Model CR100:** Calc Result
- **Model QF100:** Quick Brown Fox
- **Model CM001:** Do-it-Yourself

VIC 20

- **Model CM201:** BASIC, music, & more
- **Model CM001:** Do-it-Yourself

If your favorite software package is not shown here, then order our "Do-it-Yourself" template (which includes a special pen and eraser) and develop your own custom keyboard template.

BASIC functions are listed and defined

BASIC commands and statements are fully documented

Reference data for MUSIC programming

Screen and color MEMORY MAP provided

CONTROL KEYS are documented

COLOR code reference

Commodore color key reference

SPRITE programming reference

Prices: ONLY \$12.95 each (including shipping)

HOW TO ORDER: Please send personal check, money order or MC/VISA credit card information. Shipping is included, but foreign orders must add \$5.00 per unit (except Canada). US funds only. Sorry, NO COD's. NC residents add 4% sales tax. Personal checks must clear our bank before shipment. For more information call 919-787-7703. **Dealer inquiries invited.**

CALL TOLL FREE: 1-800-SMA-RUSH FOR FASTER SERVICE ON CREDIT CARD ORDERS!
1-800-762-7874 or in NC call 919-787-7703



Systems Management Associates
3700 Computer Dr., Dept. T-1
P.O. Box 20025
Raleigh, North Carolina 27619

OUR GUARANTEE: Use your template for 10 days. If you are not completely satisfied return it to us (undamaged) for a full refund.

SMA is a division of U.S. Software, Inc. Commodore 64 and VIC 20 are trademarks of Commodore Business Machines, Inc. Calc Result is a trademark of Handic Software ab, PC-DocuMate is a trademark of SMA, Quick Brown Fox is a trademark of Quickfox, Inc.

I'm ready, that is, if my word processor were able to read the message file created by the terminal program.

Word processors usually store text either in sequential files or program files. In order to edit downloaded files (and to prepare text files for uploading), the terminal software and the word processor must read and write the same type of file.

If your terminal program and word processor use disk storage, check your word processor's documentation. If it doesn't tell you the file type, there's a simple (and easy) way to find out. Create a file using your word processor, and store it to disk. Then type NEW to clear BASIC memory, and load the disk directory (LOAD "\$",8). LIST the directory and look to the right of the filename you created earlier. You will see PRG (program) or SEQ (sequential). That's the type of file your word processor uses.

If the word processor works with sequential files, you're in good shape, because all terminal programs with download capability will process sequential files.

Storing Text In Program Files

However, many word processors (including *WordPro 3 Plus* and *SpeedScript*) use program files because text can be stored and retrieved either with the LOAD and SAVE commands commonly used with BASIC programs, or the files can be OPENed for reading and writing as if they were sequential text files.

If the word processor generates program files, check your terminal software's documentation to see if it can store downloaded text as a program file. If it can, your terminal software and word processor probably are compatible.

Keep in mind that even if the disk file is called a program file, it still contains text. You cannot create a program file with a word processor, then LOAD and RUN it as a program, because the file contains ASCII characters, not BASIC tokens.

One other conversion snafu is possible. Some word processors use unique control characters for indentation, centering, and the like. These control characters make sense to the word processor, but they may mean something entirely different to the terminal program. Also, some word processors store text as screen codes rather than as ASCII characters. If your word processor and terminal program use the same file type but you're still having problems editing downloaded files, you may need a program which can convert the downloaded files from CBM ASCII into the screen codes and unique control characters which the word processor can read.

Downloading Files

Bulletin boards and networks maintain data bases, or access areas, where you will find three types of files: text (TXT), binary (BIN), and image (IMG) files.

The most common, and the type most often used by bulletin boards, is the text file. Here, as with disk program files containing text, the name is misleading. You might expect to find only words and sentences in a text file. Not so; some text files contain BASIC program listings. Less frequently, text files hold disassembled machine language listings.

If the file does contain text, it is downloaded and edited the same way as the Volkswagen repair tips were handled.

If a text file contains a program listing, however, you can't just download it and run it as is. It is not true BASIC, but rather a character-by-character ASCII representation of a BASIC listing. Before it can be loaded and run as a program, it must be converted from ASCII characters into tokenized BASIC form.

Your terminal software should include an auxiliary program which performs the conversion. This program will have a filename like FILE.PROG (sequential file to BASIC) or TXTBAS (text to BASIC).

Although the procedure differs slightly from one terminal to another, the general idea is to download the text file and store it to disk as a sequential file. Then LOAD and RUN the conversion program. You will be asked the name of the sequential file to be converted and the name of the BASIC program to be created. The conversion program will then translate the text into tokenized BASIC and store it on disk.

Binary And Image Files

The second type of file you will see (in network data bases rather than on bulletin boards) is the binary file (BIN). A binary file contains a program, either tokenized BASIC or machine language, which has been converted into ASCII characters. If you download a binary file, your screen will fill with a progression of lines beginning with a colon, followed by a series of numbers and letters like the hexadecimal numbers you see when you use a machine language monitor to display your computer's memory contents.

As with text files, binary files must be converted, and your software should include an ASCII-to-binary conversion program.

The third type of file is called an image file. Image files are downloaded in the same format as binary files. In fact, the only real difference between the two is that image files contain unique error-detection codes used by CompuServe, to

COMPUTER MAIL ORDER

Commodore \$839 SX-64 PORTABLE



Commodore 64.....\$199

VIC 20.....CALL

M-801 Dot Matrix Parallel.....	\$219.00
MCS 801 Color Printer.....	\$499.00
1520 Color Printer/Plotter.....	\$129.00
1530 Datasette.....	\$69.00
1541 Disk Drive.....	\$249.00
1600 VIC Modem.....	\$59.00
1610 VIC Term 40.....	\$59.00
1650 Auto Modem.....	\$89.00
1702 Color Monitor.....	\$249.00
DPS Daisywheel Printer.....	\$459.00
Magic Voice Speech Module.....	\$54.00
Desk Organizer Lock.....	\$49.00
1311 Joystick, each.....	\$4.99
1312 Paddles.....	\$11.99
1110 VIC 8K.....	\$42.00
1111 VIC 16K.....	\$69.00
1011 RS-232 Interface.....	\$42.00
1211 Super Expander.....	\$53.00

MSD

SD 1 Disk Drive.....	\$349.00
SD 2 Dual Disk Drive.....	\$599.00

CARDCO.

Light Pen.....	\$32.00
3 Slot VIC Expansion Interface.....	\$32.00
6 Slot Expansion Interface.....	\$79.00
Cassette Interface.....	\$29.00
Parallel Printer Interface.....	\$49.00
Parallel Interface w/Graphics.....	\$69.00

PRINTERS

Epson.....	CALL
Okidata.....	CALL
Star Gemini 10X.....	\$299.00
Star Gemini Delta 10.....	\$449.00
Smith Corona TP 1000.....	\$399.00
C. Itoh 8510P.....	\$379.00
C. Itoh Gorilla Banana.....	\$209.00
BMC BX-80 Dot Matrix.....	\$269.00

MONITORS

Taxan 12" Green.....	\$125.00
Amdek Color 1.....	\$279.00
Amdek Color 1 Plus.....	\$299.00
Sakata 100.....	\$269.00
BMC 9191 Plus.....	\$269.00
NEC 1205 Amber.....	\$159.99
NEC 1201 Green.....	\$149.99
Zenith 122 Amber.....	\$109.00
Zenith 123 Green.....	\$88.99

DUST COVERS

C-64/VIC 20 Cover.....	\$9.99
------------------------	--------

SOFTWARE

ATARI/64 (C-64/VIC)

Dig Dug.....	\$37.99
Defender.....	\$37.99
Robotron 2084.....	\$37.99
PacMan.....	\$37.99
Donkey Kong.....	\$37.99
Centipede.....	\$37.99
StarGate.....	\$37.99

BRODERBUND (64)

Choplifter.....	\$29.00
David's Midnight Magic.....	\$22.95
Bank Street Writer.....	\$49.00
Serpentine.....	\$24.95

COMMODORE (64)

C-64 Reference Guide.....	\$18.00
EasyCalc.....	\$5.00
Easy Finance I,II,III,IV.....	\$19.00
Easy Mail.....	\$19.00
EasyScript.....	\$39.00
Word/Name Machine.....	\$19.00
EasySpell.....	\$19.00
Logo.....	\$49.00
Pilot.....	\$39.00

COMMODORE VIC

Jupiter Lander (R).....	\$14.00
Radar Rat Race (R).....	\$14.00
Pinball Spectacular (R).....	\$19.00
VIC Reference Guide.....	\$15.00

CREATIVE SOFTWARE (VIC)

Apple Panic.....	\$19.99
Terraguard.....	\$29.00
Black Hole.....	\$29.95
Home Inventory (C-64/VIC).....	\$11.95

CBS (64)

Addition & Subtraction.....	\$16.95
Linear Equation.....	\$16.95
Multiplication & Division.....	\$16.95
Quadratic Equations.....	\$16.95
Murder by the Dozen.....	\$27.95
Microspeed Read.....	\$99.95

CONTINENTAL SOFTWARE (64)

The Home Accountant.....	\$49.95
--------------------------	---------

CSA (64)

PractiCalc.....	\$45.00
PractiFile.....	\$45.00

DESIGNWARE (64)

Crypto Club.....	\$29.00
Trap-a-zoid.....	\$29.00
Spell-i-Copter.....	\$29.00
Math Maze.....	\$29.00
Creative Creator.....	\$29.00

DYNATECH (64)

Codewriter.....	\$75.00
-----------------	---------

ELECTRONIC ARTS (64)

Pinball Construction.....	\$29.00
Cut & Paste.....	\$39.95
Hard Hat Mack.....	\$29.00
M.U.L.E.....	\$29.95

EPYX (C-64/VIC)

Temple of Apshai.....	\$29.00
Upper Reaches of Apshai.....	\$16.00
Crush, Crumbles & Chomp.....	\$24.00
Jumpman.....	\$29.00
Jumpman Junior.....	\$29.00

HES (64)

Tri Math.....	\$22.95
The Pit.....	\$27.95
Ghost Manor.....	\$15.95
Pool Challenge.....	\$19.95
The Factory.....	\$22.95
Paintbrush.....	\$13.95
Rootin' Tootin'.....	\$27.95
Mr. TrT.....	\$27.95
Omni Writer/Spell.....	\$47.95
Turtle Toyland.....	\$22.95
Type n' Writer.....	\$22.95
Hes Mon.....	\$29.00
Hes Writer.....	\$00.00

INFOCOM (64)

Zork I,II,III.....	\$29.00
Deadline.....	\$29.00
Witness.....	\$32.95
Infidel.....	\$32.95
Planetfall.....	\$32.95
Enchanter.....	\$32.95

PROFESSIONAL SOFTWARE (64)

Word Pro 64 plus Spell.....	\$65.00
-----------------------------	---------

SEGA (64)

Star Trek.....	\$29.95
Congo Bongo.....	\$29.95
Buck Rogers.....	\$29.95

SPINNAKER (64)

Snooper Troops 1 or 2.....	\$29.00
Delta Drawing.....	\$29.00
Kids on Keys.....	\$29.00
Hey Diddle Diddle.....	\$21.00
Facemaker.....	\$24.00
KinderComp.....	\$24.00
Up For Grabs.....	\$29.00

SCREENPLAY (64)

Wylde.....	\$22.95
Kaiv.....	\$22.95
Dunzhin.....	\$22.95
Ziggurat.....	\$22.95
Pogo Joe.....	\$20.00

SUB LOGIC (64)

Flight Simulator II.....	\$40.00
--------------------------	---------

SYNAPSE (64)

Zaxxon.....	\$29.95
Protector II.....	\$23.95
Blue Max.....	\$24.95
Shamus.....	\$24.95

TIMWORKS (64)

Robber of the Lost Tomb.....	\$19.00
Wall Street Manager.....	\$19.00
Word Writer.....	\$39.00
Data Manager.....	\$19.00
Business System.....	\$45.00

east

800-233-8950

In PA call (717)327-9575, Dept. 115
Order Status Number: 327-9576
Customer Service Number: 327-1450
477 E. 3rd St., Williamsport, PA 17701

canada

Ontario/Quebec

800-268-3974

Other Provinces 800-268-4559
In Toronto call (416)828-0866, Dept. 115
Order Status Number: 828-0866
2505 Dunwin Drive, Unit 3B
Mississauga, Ontario, Canada L5L1T1

west

800-648-3311

In NV call (702)588-5654, Dept. 115
Order Status Number: 588-5654
P.O. Box 6689
Stateline, NV 89449



No risk, no deposit on C.O.D. orders and no waiting period for certified checks or money orders. Add 3% (minimum \$5) shipping and handling on all orders. Larger shipments may require additional charges. NV and PA residents add sales tax. All items subject to availability and price change. Call today for our catalog. CANADIAN ORDERS: All prices are subject to shipping, tax and currency fluctuations. Call for exact pricing in Canada.

provide its subscribers with error-free, direct-to-disk program downloading.

Several small software houses have adopted CompuServe's image file formats for their own terminal programs. For the computer user, this provided a degree of standardization which was applauded when first introduced. The ovation was cut short by progress, however, when CompuServe changed its formats, and image files created or converted by other software were no longer compatible.

CompuServe attempted to clear up some of the ensuing mess by going through the files in its data bases and relabeling those now-obsolete image files as binary files. And the small software houses, for their part, began updating their programs to fit the new format.

Confusing Names And Formats

Some confusion still lingers, though. In the first place, many terminal programs still refer to binary files as image files in the sections of their documentation which deal with converting the files to binary form. And some terminal programs have been updated to convert according to the new format, while others still convert according to the old format.

In the best of all possible worlds, all this experimenting and detective work would be unnecessary. A user could buy a Brand X word processor and a Brand Y terminal program, and still get transparent conversions and file compatibility.

In the real world, the lack of standardization is not merely a matter of poor planning, or of hostility between hardware and software manufacturers. The patchwork of competing standards may be a source of frustration for home computer owners, but it's a source of profits for home computer manufacturers. Our economy is based on competition; trade secrets and unique formats give a company a competitive edge.

A Step Toward Integration

Competition makes universal compatibility an unlikely prospect. But as home telecomputing becomes more popular, we will certainly see the second-best possible world: integrated software. The CompuServe Information Service has moved in this direction by marketing a sophisticated terminal package, *Vidtex*, which is integrated with CompuServe's network software. This means that *Vidtex* and CompuServe's software can interact transparently, providing such advanced features as error-free file transfers and automatic transfer of data from CompuServe directly to your disk drive (and all you have to do is supply a filename).

Vidtex is available from CompuServe or from Commodore Business Machines for the Commodore 64, with both disk and tape versions. The price is \$39.95. Unfortunately, there is no version for the VIC-20.

Terminal packages before *Vidtex* (and even some of its current competitors) were conglomerations, consisting of a terminal program supported by several auxiliary programs which were used off-line to convert files. *Vidtex* makes it possible to perform most conversion and storage tasks on-line automatically, using a single program.

Using two sets of special-function keys, a user can download and store a file without logging off or losing any transmission from the host. You can interrupt an on-line session anytime to check the disk directory or to perform such disk housekeeping tasks as scratching files, copying files, or converting them from one form to another.

Before *Vidtex*, functions like these required extensive involvement of the user, and extensive technical knowledge. If a user wanted to download several files, for example, he would have to log off and convert each file as it was downloaded, then log back on and repeat the process.

Automatic Telecomputing

Vidtex has an autofile feature that allows the user to instruct the program to dial the host computer, log on, go directly to a data base, download one or more files, store them to disk, and log off. After setting up the autofile, all the user has to do to initiate this process is hold down the Commodore key and press J.

Vidtex will convert files to standard ASCII or CBM ASCII as they are transferred to disk. It also allows a user to choose whether data will be stored in a sequential or a program file.

If you are not already familiar with a terminal program, and your technical skills don't include a thorough grounding in file conversion, your safest bet is to use *Vidtex* to download binary or image files from CompuServe's data bases.

With *Vidtex*, most of the confusion will evaporate, and you'll also get color, graphics, and other special features made possible by the integrated relationship between *Vidtex* and CompuServe.

The only real shortcoming of this software is the lack of an off-line word processor which would create and edit text files for uploading and downloading.

CompuServe has a good business reason for not including such a word processor in the package; the network offers text editors and word processors as part of its on-line service. If the company included a word processor on the disk