

Ahoy!

\$2.95/ CAN. \$3.35 MAY 1987

...CREAM OF THE COMMODORE CROP!...

SCAVENGER HUNT

AND
MORE
GAMES
FOR
THE
C-64

GRAPHIC WEDGE

11 DRAWING COMMANDS

128 STARTUP

DOS AUTOBOOT

AND MORE UTILITIES

KERNAL POWER

THE COMMODORE'S
HUSKY CORE

ILLUSION MASTER

MAKE DIRECTORIES
DISAPPEAR

MICROWORLDS IN COMAL

PLUS

ART GALLERY

GOODBYE, OLD PAINT!

TIPS AHoy!

RAPID FIRE ROUTINES

AND MORE FOR YOUR COMMODORE

ENTERTAINMENT SOFTWARE

WHAT TO SHELL
OUT FOR

**C-64 AND
AMIGA GRAPHICS**
DELUXEPAINT II AND CYBER VIDEO



MD 21673

BDR
GR3
041

JAN 1988
21673C05220RB00M AHoy

TRAPPE
BOX 20
RR 2
ROBERT CROSWELL

Super Solutions 2



**Pocket
Writer 2**
Word Processor



**Pocket
Planner 2**
Spreadsheet



**Pocket
Filer 2**
Database

The Best Just Got Better

We just did something only the best can do! We made our award winning* software for the Commodore™ 128 and 64 computers even better!

Introducing... Pocket Writer 2/word processor **Pocket Planner 2**/spreadsheet **Pocket Filer 2**/database

Our new Pocket 2 series offers features usually found only in much more sophisticated applications software. Features that include: compatibility with the new GEOS operating system†, ability to work with the Commodore RAM expander to allow a RAM disk, mouse support with pull down menus, 1571 burst mode for faster file loading, increased support for two single disk drives, automatic configuration for screen color, format and printer selection†.

Sophisticated software, yes, and still easy to use. You can be up and running in under 30 minutes even if you haven't operated a computer before.

Now, when you upgrade your Commodore™ 64 to a 128, Pocket software helps make it a breeze. The new Pocket 2 software has both 128 and 64 applications on the same disk. So when you buy one you are actually buying two software packages. The cost only \$59.95 (U.S.).

**Serious Software
That's Simple to Use**

Reader Service No. 168

You can buy all three Pocket 2 applications, Pocket Writer 2, Pocket Planner 2 and Pocket Filer 2 in one convenient Superpak for the low price of only \$99.95 (U.S.). A super way to discover all the integrated features of Pocket 2 software and save almost eighty dollars.

As a companion to Pocket Writer 2, a Dictionary Disk containing 32,000 words (expandable to 40,000) is available. The cost \$14.95 (U.S.).

For those of you who have already discovered the many benefits of owning Pocket software; we offer all registered owners upgrade Pocket 2 software for only \$19.95 (U.S.) plus 3.00 (U.S.) shipping and handling! Available only by writing to Digital Solutions Inc.

*Commodore's Micro-computers Magazine, independent reviewers, rated the original Pocket Writer 128/64 and Pocket Planner 128/64 software the "Annual Best of 1986" in the productivity category.

International Distributor Enquiries to:



**Digital
Solutions
Inc.**

2-30 Wertheim Court
Richmond Hill, Ontario
Canada L4B 1B9
Telephone (416) 731-8775
Telex 06-964501
Fax (416) 731-8915

**Superpak:
The Solution That
Saves Money!**



Economical; \$179.85 (U.S.) worth of software for only **\$99.95 (U.S.)**

Canadian Dealer Enquiries:
Ingram Canada Ltd.
1-416-738-1700

Mail orders:
Crystal Computer Inc.
in Michigan
1-517-224-7667
outside Michigan
1-800-245-7316

Commodore is a registered trademark of Commodore Business Machines Inc.
†Features available for Commodore 64™
©1986 Digital Solutions Inc.

THE
COMMODORE USERS

Ahoy!
Access

Clipper

MAY 1987

SAVE 10% ON ANY ACCESS PRODUCT...Access Systems, as you

probably know, makes some very interesting programs, including *Leader Board*, a nifty pro golf simulator, *10th Frame*, a professional bowling simulator, and their latest and greatest product, the *Robotics Workshop*. My sons are more fortunate than I was, because they are learning robotics with the *Robotics Workshop*. The *Robotics Workshop* from **Access Systems** is a computer-age version of the Erector Set I always wanted as a kid. They have had a fantastic time with this fabulous, space-age learning tool. With hundreds of projects and experiments, the *Robotics Workshop* shows how computers and other devices interact in the real world. Whether you're a beginner dabbling in robotics or an enthusiastic hobbyist, you'll appreciate seeing how this fascinating new field will be interacting with your life in the future. Demonstrating computer-controlled, electro-mechanical operation through experiments with hardware and software, each unit of the *Robotics Workshop* contains the computer interface to connect to your home or personal computer. Also included with the *Workshop* are all motors, sensors, snap-together mechanical parts, software, complete project experiment instructions, and a 136-page spiral-bound manual. For more information on the *Robotics Workshop*, look for **Access Systems** ad in this month's issue of *Ahoy!*

And now, until June 1st, 1987, you may purchase the *Robotics Workshop* or any of the other excellent programs from **Access Systems** for 10% OFF, when you order directly from them. You may order by phone with your VISA or MasterCard, by calling (801) 298-9077, and mentioning that you saw this offer in the *Ahoy! Access Clipper*. (Please do not call their 800 number to order!) Or, you may use the handy coupon on page 3 of this *Clipper*. But don't wait, because this offer disconnects on June 1, 1987.

Ahoy! Readers:

This month marks the beginning of spring. It's time to review your system and add to it. And this month, we have lots of good offers to tempt you.

*This month, you can save big bucks with your purchase of the Star NX-10 Printer from **Lyco** or save \$10 on Super Pascal from **Abacus**. If you're ready to win some money at the track, be sure to order **Alsoft's** terrific Race Analysis System, which is available this issue on a 2 for 1 offer. Want a free disk notcher? Check out the offer from **American International Computer Products (AICP)**. Want to learn about the exciting new field of robotics? Order the *Robotics Workshop* from **Access Systems**. And with *Operation Terminal*, you can now play a modem game without paying a service fee or accessing a mainframe. This month, you can save a whopping 25% on *Operation Terminal* from **Dreamrider**. Enjoy the savings!*

Happy spring!

Admirally yours,

Joe Ferguson

Joe Ferguson
Director

Ahoy! Access Club

SUBSTANTIAL SAVINGS ON THE STAR NX-10 FROM LYCO...

In each issue of *Ahoy!*, you'll find two pages of great computer offerings from **Lyco Computer**. Because **Lyco** knows that if you try 'em, you'll like 'em, they're extending the following excellent offer: When you buy the Star NX-10 Printer with the Printer Stand at \$19.95, the printer, which normally sells for \$215 is available to you for only \$175. For more details on shipping and handling, check out **Lyco's** ad in this month's issue of *Ahoy!* Order your Star NX-10 Printer and Printer Stand by clipping the **Lyco** coupon on page 3 of this *Clipper*. For more information on printers and interfaces, you may call them at 1-800-233-8760; in Pennsylvania, call 1-717-494-1030. They will accept phone orders on this offer, but you must mention your membership in the Club. This offer expires on June 1, 1987, so hurry and complete the **Lyco** coupon right away!

FREE SOFTWARE WITH \$10 PURCHASE FROM S & S...

S & S Wholesalers has very good prices, some of the best you'll find anywhere on Commodore and Commodore-compatible hardware and software. They're anxious for you to consider buying from them when you're in the market, so they're making you this exciting offer: When you clip the **S & S** coupon on page 3 of this *Clipper* and send it along with your order of at least \$10, you'll receive 1 FREE piece of software! It's **S & S's** way of motivating you to consider their good prices and excellent service. See their ad in this month's issue of *Ahoy!* If you're in a hurry, you may call them at (800) 233-6345, or in Florida, call (305) 538-1364. But be sure to mention that you saw this offer in the *Ahoy! Access Clipper*, so that you receive your FREE SOFTWARE. This offer expires on June 1, 1987, so mail your order RIGHT AWAY!

PAY FOR FOUR MONTHS, GET A FREE MODEM FROM

QUANTUMLINK...QuantumLink is one of the better subscriber services for features like online games, live conferences, software reviews, and user group support. Their advertisement in this month's issue of *Ahoy!* will tell you how you may receive a FREE **QUANTUMLINK MEMBERSHIP KIT**, when you subscribe to *Ahoy!* (Since you're probably already a subscriber, you may take advantage of this offer by extending your subscription.) For *Ahoy!* Access Club members, **QuantumLink** is making an additional offer: Get FREE **QuantumLink** software, plus a FREE 300-baud, auto-dial modem by paying for four months of **QuantumLink Basic Service** (\$9.95/month) at \$39.80. You may order by clipping the **QuantumLink** coupon on page 3 of this *Clipper*, or by calling them at 1-800-392-8200, and asking for Department 25. This offer expires August 31, 1987, so mail or phone your order TODAY!

MORE SAVINGS FROM ABACUS...

Abacus Software, one of the leading marketers of Commodore-compatible software, has recently added a new C-128 version of *Super Pascal* to their wide selection. *Super Pascal* provides a complete system for developing applications in *Pascal*. While it offers a standard Jensen & Wirth compiler, *Super Pascal* also has an extensive editor, as well as a graphics library. If you're ready to expand your programming horizons to include the second most popular language, *Super Pascal* from **Abacus** is one of the best tools available. The new features added for the 128 version are a RAM disk, 100K sourcing one drive or 250K when sourcing two. It also offers the option of working in 40 or 80 column format.

This month **Abacus** is continuing their generous coupon offer. The **Abacus** coupon on page 3 of this *Clipper* is redeemable for \$5 OFF the purchases of any book and/or \$10 OFF the purchase of *Super Pascal*, purchased directly from **Abacus**. (This coupon is not good for optional diskettes with books.) You must redeem this coupon through the mail, but don't wait, because this coupon is invalid after June 1, 1987.

BE A WINNER AND GET 2 FOR 1 FROM ALSOFT...

Alsoft's valuable *Race Analysis System* can help you win at the track. With this unique handicapping system, you can play the ponies (or the dogs) replacing hours of hand calculations with five minutes of typing. **Alsoft's** *Race Analysis System* allows you to input cross ref-

erences from up to twenty races and the program predicts winners, including best win, quinella, perfecta, exacta, trifecta, and trifecta box. For more information on **Alsoft's** *Race Analysis System*, look for their ad in this month's issue of *Ahoy!* For a limited time, **Alsoft** is making you this fantastic offer: Order one *Race Analysis System* and you'll receive the two-pack **ABSOLUTELY FREE**. Each order will also include the *Master Analysis Development Package*, enabling you to build, develop, and fine tune computerized handicapping systems for all kinds of sporting events. Plus, you'll receive the **FREE Pro Football Handicapping Module**. All of this software is available to you for only \$39.95, and that includes shipping and handling. To place your order, just clip the **Alsoft** coupon on page 3 of this *Clipper* and send it along with your payment. For faster service, you may call (412) 233-4659 and mention that you saw this offer in the *Ahoy! Access Clipper*. All **Alsoft** programs come with a 30-DAY MONEY-BACK GUARANTEE. (Pennsylvania residents will need to add 6% sales tax.) Place your order TODAY, for this offer expires June 30, 1987.

DOUBLE THE DISKS... HALF THE PRICE...

Disk Notchers are very handy gadgets. For those few of you who don't know, a Disk Notcher allows you to use the other side of your single-sided double-density disks by merely adding a notch in the right place. So effectively, you double your disk storage capacity. You can even use the blank side of some preprogrammed disks when you notch the disk.

Now for a limited time, **American International Computer Products (AICP)** is offering a FREE DISK NOTCHER when you buy two boxes of **AICP's** 1st Quality, Single-Sided, Double Density Disks at the very reasonable price of \$7.95/box of ten disks. (**AICP** also sells a wide variety of Commodore and Commodore-compatible hardware and software at prices worth looking at when you're in the market.) You will need to add \$3.50 for shipping and handling and New York residents need to add appropriate sales tax. Simply clip the **AICP** coupon on page 3 of this *Clipper* and send it along with your payment. Or, you may call **AICP** at (800) 634-AICP, or in New York State at (718) 351-1864, mention you saw this offer in the *Ahoy! Access Clipper*, and order with your credit card. (Credit card orders are subject to a 4% surcharge.) But don't wait, 'cause this offer expires June 1, 1987.

\$5 OFF DI-SECTOR FROM PRECISION PERIPHERALS...

Precision Peripherals is a relatively new company with a mission—to sup-

ply you with whatever you need, whenever you need it. If they don't have a particular product they'll find it. If they can't find it, they'll make it. They'll really go out of their way to help you. **Precision Peripherals** is also becoming expert in the area of copy programs. In addition to selling every major copy program, they're launching a monthly newsletter. For software customers of **Precision Peripherals**, the newsletter costs only \$11.95/year; for others, it costs \$24. Whether you're in the market for *Di-Sector* or any of the other major copy programs, with one phone call to **Precision Peripherals** you can access any of these valuable programs. And **Precision Peripherals** has really knowledgeable people on the phones, too! *Di-Sector* "takes apart" all of the latest software, so you may make archival backups. So much more than a copy program, *Di-Sector* has all the copiers you need, plus an excellent file copier, ML monitor, sector editor and block identifier utility. It can create errors 20-23, 27, and 29. It can even repair damaged disks by removing read errors. *Di-Sector* may be used with one or two 1541 Disk Drives, and is not protected. For a limited time, until June 1st, 1987, you may take \$5 OFF **Precision Peripherals'** low price of \$39.95 for *Di-Sector*. To SAVE \$5 on *Di-Sector*, simply clip the **Precision Peripherals** coupon on page 3 of this *Clipper* and send it along with your order. For more details on ordering, see the **Precision Peripherals** ad in this month's issue of *Ahoy!*

25% OFF THE FIRST EVER AND OUR HUMBLE APOLOGIES...

In the last *Clipper*, we featured an offer on **Dreamrider's** *Operation Terminal*, the first modem game you can play without paying a service charge or accessing a mainframe. **Dreamrider's** *Operation Terminal* is a full-color, person-to-person search game. With *Operation Terminal*, you'll enter a world of fast action and espionage, as you search the mysterious Antimatter complex for top secret documents. It's a game of strategy that's challenging, yet easy to play. To play with a friend, all you need is to have a modem, buy *Operation Terminal* and link up with a friend who also has a modem and the game. As an introduction to this innovative concept, **Dreamrider** is offering a generous 25% DISCOUNT off the regular price of \$39.95, so you'll pay only \$29.95 for this groundbreaking software. Simply clip the **Dreamrider** coupon on page 3 of this *Clipper*, and send it along with your payment. You will need to add \$2.50 for shipping and handling. But don't wait to order, 'cause this offer unlinks on June 1, 1987. (Our humble apologies are due, because a production error in the March *Clipper* indicated that the offer expired February 1. Sorry!)

10% OFF FROM ACCESS SYSTEMS

Mail to:
Access Systems
2561 South 1560 West
Woods Cross, UT 84087

For faster service, call (801) 298-8077.
VISA and MasterCard accepted.

YES, **Access Systems**, I want to SAVE 10% on your excellent programs, including the Robotics Workshop. My order is enclosed.

GREAT SAVINGS FROM ABACUS SOFTWARE

Mail to:
Abacus Software
P.O. Box 7219
Grand Rapids, MI 49510

YES, **Abacus**, I want to SAVE \$5 on the purchase of one of your books and/or SAVE \$10 on the purchase of *Super Pascal*. I understand this coupon is not valid towards the purchase of Optional Diskettes for Books. My order is enclosed. Thanks so much!

2 FOR 1 FROM ALSOFT

Mail to:
ALSOFT
305 Large Avenue
Clairton, PA 15025

For faster service, call (412) 233-4659.
VISA and MasterCard accepted.

YES, **ALSOFT**, I want to be a winner and get 2 of your *Race Analysis Systems* for the price of 1. I understand I'll also receive your *Master Analysis Development Package*, as well as your *Pro Football Handicapping Module*, **ABSOLUTELY FREE**. My payment of \$39.95, which includes shipping and handling is enclosed. My choices of *Race Analysis Systems* are specified here. Choose two: ☐ Harness ☐ Thoroughbred ☐ Greyhound.

FREE SOFTWARE FROM S & S

Mail to:
S & S Wholesalers
226 Lincoln Road
Miami Beach, FL 33139

For faster service, call (1-800) 233-6345.
In FL, call (305) 538-1364.

YES, **S & S**, I want my FREE SOFTWARE. My order of \$10 or more is enclosed. Thanks!

Name on Credit Card _____

Credit Card # _____ Exp. Date _____

Signature _____

SUBSTANTIAL SAVINGS ON THE STAR NX-10 PRINTER AND STAND FROM LYCO

Mail to:
Lyco Computer
P.O. Box 5088
Jersey Shore, PA 17740

For faster service, call (1-800) 233-8760.
In PA, call (717) 494-1030.

YES, **Lyco**, I want to enjoy substantial savings on the Star NX-10 Printer. My order for the Printer and Stand is enclosed. Thanks!

FREE MODEM AND SOFTWARE FROM QUANTUMLINK

Mail to:
QuantumLink Computer Services
8620 Westwood Center Drive
Vienna, VA 22180

For faster service, call (1-800) 392-8200, Dept. 25.

YES, **QuantumLink**, I want my FREE MODEM AND SOFTWARE by paying now for four months of **QuantumLink** Basic Service (\$9.95/month). My payment of \$39.80 is enclosed. Thanks!

FREE DISK NOTCHER FROM AICP

Mail to:
American International Computer Products
Box 1758
Staten Island, NY 10314

For faster service, call (800) 634-AICP.
In New York, call (718) 351-1864.

YES, **AICP**, I want my FREE DISK NOTCHER. My order for two 10-packs of your 1st quality, single-sided, double-density disks is enclosed, as is my payment of \$19.30 (\$15.80 for the disks and \$3.50 for shipping and handling). New York residents: Please add appropriate sales tax.

25% OFF DREAMRIDER'S OPERATION TERMINAL

Mail to:
Dreamrider
970 North Main Street
Crete, IL 60417

YES, **Dream Writer**, I want to SAVE 25% on your innovative, person-to-person, modem game, *Operation Terminal*. My payment of \$29.95, plus \$2.50 for shipping and handling, is enclosed.

\$5 OFF DI-SECTOR FROM PRECISION PERIPHERALS

Mail to:
Precision Peripherals and Software
P.O. Box 20395
Portland, OR 97220

For faster service, call (503) 254-7855.
VISA and MasterCard accepted.

YES, **Precision Peripherals**, I want to SAVE \$5 on *Di-Sector*. My payment of \$35.95, plus \$2 for shipping and handling, a total of \$37.95 is enclosed.

Name on Credit Card _____

Credit Card # _____ Exp. Date _____

Signature _____

Name_____

Address_____

City/State/Zip_____

This offer expires June 1, 1987.
NOT VALID WITH ANY OTHER OFFER

Name_____

Address_____

City/State/Zip_____

This offer expires June 1, 1987.

Name_____

Address_____

City/State/Zip_____

This offer expires June 1, 1987.

Name_____

Address_____

City/State/Zip_____

This offer expires June 30, 1987.

Name_____

Address_____

City/State/Zip_____

Please allow 2 to 4 weeks for delivery.
This offer expires August 31, 1987.

Name_____

Address_____

City/State/Zip_____

This offer expires June 1, 1987.

Name_____

Address_____

City/State/Zip_____

Please allow 4 to 6 weeks for delivery.
This offer expires June 1, 1987.

Name_____

Address_____

City/State/Zip_____

This offer expires June 1, 1987.

Name_____

Address_____

City/State/Zip_____

Please allow 4 to 6 weeks for delivery.
This offer expires June 1, 1987.

Ahoy!

CONTENTS

DEPARTMENTS

A View from the Bridge... <i>of the May issue of Ahoy!</i>	6
Scuttlebutt... <i>we have news for you—on new 64/128/Amiga releases.</i>	8
Art Gallery... <i>this month, a blend of Gainsborough and Gainesburger.</i>	32
Reviews... <i>our two cents on Sixth Sense, Tax Master, and more.</i>	64
Tips Ahoy! <i>Childress, Hilty, and others in abridged form.</i>	72
Commodares... <i>may your computer break down before you do.</i>	77
Program Listings... <i>where do we find them month after month?</i>	83

FEATURES

Rupert Report: Kernal Power <i>by Dale Rupert*</i>	20
Entertainment Software Section <i>(contents on page 41)</i>	41
COMAL Column: Microworlds in COMAL <i>by Richard Herring</i>	50
Amiga Section <i>(contents on page 53)</i>	53

*Includes program: HELPKEY (for the C-128)

PROGRAMS

Graphic Wedge <i>for the C-64 by Robert Bixby</i>	29
Moondog <i>for the C-64 by James C. Hilty</i>	30
Wall Crawler <i>for the C-64 by Tony Brantner</i>	34
Illusion Master <i>for the C-64 by Robert B. Schofield</i>	36
Startup <i>for the C-128 by M. Davila, M. Kress, P. Maiorello</i>	38
Scavenger Hunt <i>for the C-64 by Bob Blackmer</i>	63
Bug Repellents <i>for the C-64 and C-128 by Buck Childress</i>	84
Flankspeed <i>for the C-64 by Gordon F. Wheat</i>	85

Cover art by James Regan and Tony Mascio; photos by Michael R. Davila and Morton Kevelson

President/Publisher
Michael Schneider

Editor

David Allikas

Art Director

JoAnn Case

Managing Editor

Michael R. Davila

Senior Editors

Tim Little

Tim Moriarty

Production Director

Laura Pallini

Technical Editors

David Barron

Bob Lloret

Consulting Editors

Ben Bova

Morton Kevelson

Dale Rupert

Entertainment Editor

Arnie Katz

Art Production

Christopher Carter

Victoria Green

Bulletin Board SYSOP

B.W. Behling

Circulation Director

W. Charles Squires

Advertising Director

Lynne Dominick

Director of Promotion

Mark Kammerer

Controller

Dan Tunick

Managing Director

Richard Stevens

Advertising Representative

JE Publishers' Representative

6855 Santa Monica Blvd., Suite 200

Los Angeles, CA 90038

(213) 467-2266

Boston (617) 437-7628

Dallas (214) 660-2253

New York (212) 724-7767

Chicago (312) 445-2489

Denver (303) 595-4331

San Francisco (415) 864-3252

ISSUE NO. 41

MAY 1987

Ahoy! (ISSN #8750-4383) is published monthly by Ion International Inc., 45 W. 34th St., Suite 407, New York, NY, 10001. Subscription rate: 12 issues for \$23.00, 24 issues for \$44.00 (Canada \$30.00 and \$55.00 respectively). Second class postage paid at New York, NY 10001 and additional mailing offices. © 1987 by Ion International Inc. All rights reserved. © under Universal International and Pan American Copyright conventions. Reproduction of editorial or pictorial content in any manner is prohibited. No responsibility can be accepted for unsolicited material. Postmaster, send address changes to *Ahoy!*, 45 W. 34th Street, Suite 407, New York, NY 10001. Direct all address changes or matters concerning your subscription to *Ahoy!*, P.O. Box #341, Mt. Morris, IL 61054 (phone: 815-734-4151). All editorial inquiries and products for review should be sent to *Ahoy!*, 45 W. 34th St., Suite 407, New York, NY 10001.

PRO-TECH TRONICS

C-64 COMPUTER



\$**99**

*WITH PURCHASE OF SPECIALLY
PRICED SOFTWARE PACKAGE

FACTORY SERVICED
FULL WARRANTY

FREE HOME TRIAL

PRO-TECH-TRONICS PRESENTS
EMPLOYEE OF THE MONTH

LISA WEISE

CUSTOMER ASSISTANCE MANAGER



QUESTION: What do you enjoy best about
your job?


*"I really enjoy helping people feel happy
and satisfied when they have a problem."*

PRINTER

stair
micronics

SG-10-C
\$**188**

NEAR LETTER QUALITY



**COMMODORE
READY**

- 120 CPS Draft
- 30 CPS NEAR
LETTER QUALITY
- Includes Both...
—TRACTOR FEED
—FRICTION

CALL TODAY
OPEN 7 DAYS
A WEEK &
EVENINGS

1-800-345-5080

COMMODORE®

C-128



\$199

*WITH PURCHASE
OF 1571 DISK DRIVE

FACTORY SERVICED
FULL WARRANTY

AMIGA



\$799

*MONITOR \$75 ADDITIONAL

FREE TRIAL PERIOD

DISK DRIVE



1541
COMMODORE

\$159

MODEMS

300
BAUD

\$28



\$119

1670
COMMODORE



POWER SUPPLY JOY STICKS

C-64



\$39



\$9

DISKETTES



IN PACK OF 100
10 PACKS AVAILABLE

.34¢
ea.

DOUBLE SIDED
DOUBLE DENSITY

QUICK DELIVERY



C.O.D.

SCHOOL P.O.'s ACCEPTED



PRO-TECH-TRONICS

6860 Shingle Creek Parkway #201
Minneapolis, MN 55430
(612) 560-6603

VIEW FROM THE BRIDGE

You've got to watch a guy like Buck Childress. He started about a year and a half ago, selling us an occasional utility program. Soon he was placing one in every issue. Before much longer, he had two per issue as often as not. Just as the beads of sweat had begun to proliferate on Dale Rupert's and Morton Kelson's foreheads, last month rolled around and... nothing from Buck.

And then a couple of weeks ago, during a New York jaunt, Buck dropped by our office to tell us the reason for the long silence...and to hand deliver his revisions of our *Bug Repellent* proofreaders for the C-64 and C-128!

In addition to reporting on your keypunching correctness or lack thereof immediately upon entering each line, the new *Bug Repellents* incorporate a handy and optional automatic save feature. We're sure these improved programs will make entering *Ahoy!* listings a much more agreeable task. Please note that you must type in and use these new *Bug Repellents* to proofread the programs in this issue. And please take special note the next time you see an issue of *Ahoy!* without a Buck Childress program. We're liable to appear the following month under a different title!

As for this month's issue of what we hope will still be

Ahoy! by the time it reaches you:

- Because we only began reviewing Amiga software in February, long after the release of *DeluxePaint*, we had to give it the brush. But the coming of *DeluxePaint II* has given Morton Kelson the opportunity to devote well-deserved space to the undisputed champion of Amiga software. (Turn to page 53.)

- Aspiring cat burglars are advised to put in lots of practice with Tony Brantner's *Wall Crawler*. Falling flower pots and closing windows are much more dangerous 20 stories up! (Turn to page 34.)

- Richard Herring continues to make discoveries about the COMAL programming language that we're certain will surprise even its devoted Users Group! This month, Richard finds *Microworlds in COMAL*. (Turn to page 50.)

- Managing Editor Mike Davila's first *Ahoy!* program (with the help of Michael Kress and Paul Maiorello), *Start-up* lets the C-128 user place autobootable programs on disk and safeguard them from otherwise certain destruction due to a flaw in the 128's validation procedure. (Turn to page 38.)

- Another of those all-too-rare games that allow two contestants to be onscreen simultaneously, *Scavenger Hunt* will not disappoint fans of Bob Blackmer's imaginative programming efforts. (Turn to page 63.)

- We've seen (and published) a lot of space battles, but remain suckers for a good one. James C. Hilty provided us with one of very high pedigree in this issue's *Moondog*. (Turn to page 30.)

- Because we know you graphics programmers can never get too much control over the 64's hi-res screen, *Graphic Wedge* supplies 11 new commands. (Turn to page 29.)

- For things like your records of arms deals with Iran, *Illusion Master* makes it possible to remove the name of any file from your disk directory, or the entire directory if you wish. (Turn to page 36.)

- Our *Entertainment Software Section* includes a feature on multiplayer strategy games, and a behind-the-screens look at the creation of a computer game. As well, we've reviewed three releases of special interest to the martial-minded: *Desert Fox*, *Ogre*, and *Iwo Jima 1945/Falklands 82*. (Turn to page 41.)

Also inside: our *Art Gallery* of reader-rendered computer art (turn to page 32); *Reviews of Cyber Video*, *Tax Master*, and the *Sixth Sense 128* terminal software program (turn to page 64); *Scuttlebutt* about upcoming releases for the 64, 128, and Amiga; and much more.

You'll have to excuse us. Buck Childress just popped in again. He's running a tape measure across the bottoms of our desks. We're going to get a gun.

—David Allikas



XETEC **\$59.95**

Copyright (c) 1986 Xetec, Inc. All rights reserved.

A powerful word processing system for the Commodore 128
 Includes: • On screen status/help display • 45 Fonts ready to use
 • Font editor/creator included • Foreign Language Disk

From the author of **FONTMASTER II** comes **FONTMASTER 128**, an enhanced version for the Commodore 128. This powerful word processor, with its many different print styles (fonts), turns your dot matrix printer into a more powerful tool. Term papers, newsletters and foreign languages are just a few of its many applications. Here are some of its capabilities:

NOW WITH NO COPY PROTECTION — USES HARDWARE KEY

Word Processing Features

- Over 65 powerful commands make text editing a breeze
- 45 • Fonts (includes Russian, Greek, Hebrew, Arabic)
- Room for 9 SUPERFONTS concurrently
- Text memory: approximately 64K Bytes
- Supports more than 100 printers
- 80 columns
- PRG file merge
- File names can be picked from disk directories
- 4 keyboard macros
- Headers/footers

Word Processing Printing Features

- 50 • two-letter format controls (embedded in text files)
- Fractional character spacing used on word-wrap, justification, centering, and right alignment
- Proportional spacing (user-adjustable)
- Columnar printing (up to 4 columns)
- Overlaying of 2 or more characters (for phonetic markings, diacritics, etc.)
- 30 single-keystroke text modifiers (embedded in text files)
- Combine any or all of the following effects: underlining (adjustable) more than 20 pitches • more than 50 line spacing sizes • condensed text • boldfacing • inversion (white letters on black) • superscripts (adjustable) • 3 text heights (micro-normal-tall)

Setup Module

- Two system setups can be made. In each, user can select his preference of colors (screen, text, cursor), printer interface (20 choices), and printer (over 100 choices)

Font & Character Set Creators

- Disk commands for maintenance of fonts or sets
- Gnd for character creation/editing (manipulated with cursor keys, joystick, or light pen)
- Editing commands include: invert, flip, negate, shift, clear, copy
- Character can be printed while editing (font creator only)

Bauhaus

Broadway

Burgundy

BUSORAMA

Celtic

Monogram

Freeland

Futura

Goodtype

Hairpin

Italic

Manhattan

10111M

0000000

Monogram

News

Old English

Pierrot

Print

Scalpel

Shadlow

Stencil

Stop

Tech

0000000

AB000000

0000000

0000000

COMMODORE®

C-64-C COMPUTER

INCLUDES
GEOS



NEW!

C-64-C

\$168

*WITH PURCHASE OF DISK DRIVE

PRINTER



SEIKOSHA

\$149

- NEAR LETTER QUALITY
- 100 CPS DRAFT
- 20 CPS LETTER QUALITY
- COMMODORE READY

PRINTER




\$149

803 C COMMODORE

FREE TRIAL PERIOD

DISK DRIVE

NEW
1541C



\$168

MONITOR



\$229

RGB

FULL
COLOR

MONOCHROME &
COMPOSITE AVAILABLE

**CALL
TODAY!**

PRO-TECH-TRONICS

6860 Shingle Crk. Pkwy. #201
Minneapolis, MN 55430
(612) 560-6603

QUICK DELIVERY



OPEN 7 DAYS
A WEEK &
EVENINGS

1-800-345-5080

SCUTTLEBUTT

**FREE ABACUS DISKS • 16K DATA STORAGE • 64-DRIVEN ROBOT •
BBS ON DISK • VIDEO SYNCHRONIZER • RS232/SERIAL LINK • GAMES
FROM ACCOLADE, DATA EAST, SSI, Epyx • PRINT SHOP ART •
CONSTITUTION QUIZ • ROCK 'N ROLL DISK • CP/M CATALOG**

GAMES

First releases in two new C-64 software lines by Epyx:

The first of a planned Masters Collection of simulations and adventures for advanced players, *Sub Battle Simulator* lets players command one of six classes of US Navy subs or German Kriegsmarine U-Boats. Over 60 different historically based missions can be played, or the entire war if you prefer.

Street Sports Basketball attempts, like other planned titles in the Street Sports line, to recreate the special flavor of playground pickup games. Players select their three-person teams from a pool of 10 individuals with varied strengths and weaknesses, and their court from among four neighborhood scenes.

Epyx, Inc., 415-366-0606 (see address list, page 106).

Three C-64 games from Data East, each \$34.95:

At the wheel of a sophisticated assault vehicle, you attempt to *Breakthru* five enemy strongholds to recapture the stolen PK430 fighter plane. You'll have to traverse mountains, bridges, prairies, and cities, coping with the tanks, copters, jeeps, and mines that block your path.

To succeed as an *Express Raider* you must fight your way from car to car of the Gold City Express to rescue passengers and loot held captive by bandits.

Two players team up as *Ikari Warriors*, fighting their way through rivers, jungles, and entrenchments in enemy territory. You'll have machine guns, grenades, rocket launchers, and a tank to help you.

Data East USA, Inc., 408-286-7074 (see address list, page 106).

Two for the 64 from Accolade:

Accolade's Comics (\$39.95) allows the user to read an onscreen comic book and determine the story's direc-


Featuring two themes, dozens of major and minor storylines, and eight arcade-like games, Accolade's Comics stars Steve Keene, who attempts to foil evil plots for the Chief of Spystuff, Inc.
READER SERVICE NO. 212



Lord it over your sovereignty in King's Quest I, II, and III, newly adapted to the Amiga after years of popularity in the IBM world. In these 3-D graphic adventures, your obstacles can not always be overcome by brute strength. Your quest varies from game to game, but each is beautifully illustrated with cartoon-like animation.
READER SERVICE NO. 211

tion by continually answering questions asked of the main character. Arcade-like games pop up when that charac-

ter, super spy Steve Keene, falls into traps and other dangerous situations. The two main storylines involve locat-



ALSOFT

RACE ANALYSIS SYSTEMS

Program works only on a Commodore 64™ and 128.™

3-PACK (Harness, Thoro, & Greyhound)	\$69.95
2-PACK (Choose two from above)	\$59.95
1-PACK (Choose one from above)	\$39.95

30 DAY MONEY BACK GUARANTEE

To Order: Ask your local retailer or call (412) 233-4659 for MasterCard & Visa orders. To order by mail, send check or money order to ALSOFT, 305 Large Avenue, Clairton, PA 15025. Prices listed include shipping and handling. All orders are shipped within 24 hours of receipt.


Reader Service No. 169

Professional Harness, Thoroughbred and Greyhound Race Analyzers with unparalleled features:

- Five minutes of typing replaces two hours of tedious hand calculations needed per race for these unique handicapping systems.
- Morning Line odds are not considered. This enables the program to generate unbiased ratings for each race entrant, and also increases the probability of Race Analysis accurately predicting "long-shot" winners.
- After all races have been handicapped (20 races max), Race Analysis will list (to screen, printer or disk) complete ratings for all entrants. In addition, the program will suggest "Best Bets", including: three best win bets, three best quinellas, best perfecta (exacta) and trifecta, and three best trifecta boxes.

All Alsoft Race Analysis Systems include the MASTER ANALYSIS DEVELOPMENT PACKAGE. With the assistance of this powerful program, handicappers are able to easily build, develop, and fine tune computerized handicapping systems for all types of sporting events. A Pro Football handicapping module is included on the program disk.

CHIP CHECKER



TESTS and/or IDENTIFIES

- Over 600 Digital ICs
- 74/54 TTL + CMOS
- 14/4 CMOS
- 9000 TTL
- 8000 National and Signetics
- 12-24 Pin Chips (.3" + .6" widths)

Pressing a single key identifies/tests chips with ANY type of output in seconds. Inexpensive software updates will be offered as new chip tests are developed. The CHIP CHECKER is available for the Commodore C64 and C128 for only \$159.

DUNE SYSTEMS

2603 Willa Drive
St. Joseph, MI 49085
(616) 983-2352

Reader Service No. 197

LOTTO CIPHER™

GET THE BEST ODDS ON ANY LOTTERY
SIX NUMBER - PICK FOUR - DAILY GAME

- PRODUCES FOUR COMBINATIONS OF NUMBERS TO CHOOSE FROM.
- ANY AMOUNT OF BALLS AND NUMBERS CAN BE PROGRAMMED.
- PRINTS OUT PAST LOTTO NUMBERS DRAWN, PAST COMPUTER PICKS, AND NUMBER DRAW FREQUENCY LIST.
- RANDOM NUMBER GENERATOR INCLUDED.



\$29.95 C-64/128

Window Magic

SUPER HI-RESOLUTION DRAWING IN MULTI OR MONO COLOR

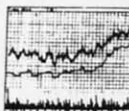
- COPY
- FILL
- LINES
- DRAW
- COLOR SQUARES
- TYPES LETTERS AND GRAPHICS
- POLYDOR SHAPES EXPAND, SHRINK AND ROTATE, THEN STAMP ANYWHERE
- ZOOM PLOT-DRAW ON AN EXPANDED WINDOW AND YOUR DRAWING AT THE SAME TIME
- MIRROR, FLIP, AND SCROLLING WINDOWS
- ZOOM-EXPANDS A WINDOW TO DOUBLE SIZE
- SAVE AND LOAD YOUR WINDOWS ON DISK
- PRINTS ON STANDARD DOT MATRIX PRINTER
- CLONE COLOR ATTRIBUTES

\$24.95 C-64/128

STOCK BROKER.

PROFITS GUARANTEED OR
YOUR MONEY BACK

- BUYING GOOD QUALITY, VOLATILE ISSUES AND USING THIS TRADING SYSTEM WILL HAVE YOU FULLY INVESTED AT THE LOWEST PRICES AND CONVERTING TO CASH AS THE STOCK NEARS ITS PEAK.
- TECHNICAL TRADING THAT WORKS.
- BAR GRAPH PRINT-OUTS.
- RECORD UP TO 144 STOCKS ON A DISK.



\$29.95 C-64/128

ACORN OF INDIANA, INC.

2721 OHIO STREET
MICHIGAN CITY, IN 46360



219-879-2284

SHIPPING AND HANDLING, ADD \$1.50 - C.O.D.'S ACCEPTED
VISA AND MASTER CARD ORDERS ADD 4%
INDIANA RESIDENTS ADD 5% SALES TAX

Reader Service No. 198



Denethenor: based on Nordic legend. READER SERVICE NO. 208

ing a kidnapped Nobel Prize winner and foiling a parking garage tycoon causing fire hydrants to reproduce.

Released under Accolade's mid-priced Advantage line, *Power* (\$14.95) pits the player against the Demoid Empire, attempting to occupy the Earth's vital Mitonium conversion plant. The trick is to infiltrate the occupied asteroid and disable the converter before the aliens destroy it.

Accolade, 408-446-5757 (see address list, page 13).

Sierra On-Line's first fantasy role-playing adventure since releasing *Ultima I* and *II* more than five years ago, *Wrath of Denethenor* (\$19.95) is based on a Nordic legend about a price who sells his soul to the devil. The player can try on the persona of a sorcerer, thief, and fighter in the same game.

Sierra On-Line, Inc., 209-683-6858 (see address list, page 13).

Additionally, Sierra has adapted several of its existing titles to the Amiga, all to be distributed under Electronic Arts' Affiliated Labels program. Scheduled to appear before the end of spring are *King's Quest I, II, and III*, *Donald Duck's Playground*, *Winnie the Pooh in The Hundred Acre Woods*, the adult-theme *Police Quest*, and the *Space Quest 3-D Animated Adventure*.

Electronic Arts, 415-571-7171 (see address list, page 13).

War in the South Pacific (\$59.95) offers strategic wargamers a choice of three battles: Coral Sea (May '42), ma-

rine invasion of Guadalcanal (Oct. '42), and Japanese counterattack at Guadalcanal. Over 400 ships, 17 types of aircraft, and numerous infantry units are managed in 1-, 4-, or 8-hour modes.

Strategic Simulations Inc., 415-964-1353 (see address list, page 106).

Tracker (\$39.95) automatically adjusts its difficulty level to your playing ability, as well as remembering the tactics you employ in the 3-D space battle and blocking your attempts to use



Space Quest: science fiction parody. READER SERVICE NO. 209

the same strategy a second time.

Firebird (see address list, page 13).

COFFIN AND CAKE

Make Your Own Murder Party (\$39.95) allows C-64 owners to host their own evening of dinner and amateur sleuthing. First a scenario is chosen from the two provided: The Big Kill, reuniting a group of 60's college friends to reminisce and discover which one of them is a murderer, and Empire, requiring members of a rich and powerful family to determine who murdered the group's matriarch. Guests are then matched with character roles, which the host can personalize with individual characteristics of his guests. The computer then prints invitations, clue sheets, capsule biographies, and background information for each guest, after which it is no longer required for game play. The computer changes the murderer's identity each time a new party is thrown.

Electronic Arts, 415-571-7991 (see address list, page 13).

OFFLINE ONLINE SERVICE

An attempt to provide the services of a BBS on a monthly basis, the *Spectrum Electronic Network* offers 16 different Special Interest Group (SIG) boards devoted to such topics as news for C-64 users, technical help, freeware trading, electronic mail exchange, and psychic and metaphysical topics. Subscribers receive a disk once a month and can then post bulletins or respond to mail at their leisure. A one-time fee of \$14.95 buys the operating system software and support utilities, along with a two-month subscription. Thereafter, a monthly fee of \$6.00 allows unlimited access and private messaging. There are no long distance or other access charges.

Spectrum 1 Network, 213-897-2060 (see address list, page 13).

TEST-MAKING SOFTWARE

Mr. Quizzer (\$19.95) allows parents or teachers to test students on general facts, spelling, math, or any subject on which the user supplies the questions and answers. Options are available for multiple choice, vocabulary, and general question and answer formats. For the 64 or the 128 in 128 mode.

Free Spirit Software, Inc., 312-352-7323 (see address list, page 106).

Word Search Puzzles permits teachers to enter word lists, then use them to create word search puzzles. Choices include which words to use, the number to be hidden, the number of rows and columns in the puzzle, and the direction in which the words will appear. Creations can be saved for future use. For the 64; \$29.95 (with backup, \$44.95).

Gamco Industries, Inc., 800-351-1404; in TX call collect 915-267-6327 (see address list, page 13).

THEY'RE IN THE MONEY

As expected, Commodore's strong Christmas season sales of 128s, 64s, and 64Cs enabled them to ring up their third profitable quarter in a row. Net income for the quarter ended December 31 was \$21.8 million on sales of \$270.8 million. In the same quarter one year before, Commodore lost \$53.2 million on sales of \$339.2 million—

but then we never claimed to understand the world of high finance. Other relevant statistics: Commodore ended the quarter with their highest cash position since the March quarter of 1983; bank debt during the quarter was reduced by over \$20 million; and revenues for the entire calendar year 1986 were 5% higher than for 1985.

Commodore International Ltd., 215-431-9100 (see address list, page 13).

NEW AMIGADOS AID

AmigaDOS Express: The Online AmigaDOS Manual (\$29.95) lets the user call up information on commands and features while another program is in memory. The program, based on Bantam's *AmigaDOS Manual*, supplies multipage descriptions of each command, including its format and typical usage, plus examples and cross references. Also provided are descriptions of such other aspects of AmigaDOS as devices and error messages.

Concurrently, Bantam has released the second edition of its *AmigaDOS Manual* (\$24.95), expanded to include DOS version 1.2 as well as the original 1.1.

Bantam Books, 212-765-6500 (see address list, page 13).

ONLINE LECTURES

Connected Education, Inc. offers a variety of college and graduate level courses online, credits from which can be applied toward an MA in Media Studies at the New School for Social Research in New York City, regardless of where the student lives. Due to the late date at which we received the information, the spring '87 semester will be half over by the time you read these words. But there may still be time to register for non-credit interactive lectures on "Film and Culture" (April 6-12) and "Computers in the 1990s" (April 13-19). Fees range from \$30 for a weeklong lecture to \$858 for a two-month course carrying three graduate credits.

Connected Education, Inc., 212-548-0435 (see address list, page 13).

LOGO GOES SOLO

The *LogoWriter* programmable word processor/graphics package, previously available only under a site license

WHAT DO THEY SAY?

"COMAL is the optimal educational computing language." - Jim Ventola

"If languages interest you, this one is well worth a look ... You may find that it's just what you have been looking for." - Jim Butterfield, *COMPUTE!* magazine

"COMAL was just what I was looking for." - Colin Thompson, *RUN* magazine

"I don't have enough space to list all the good points!" - Noland Brown, *Midnite Software Gazette*

"I can recommend a better, faster, and cheaper programming language ... the most user friendly language around." - Mark Brown, *INFO* magazine

"Combines some of the best features of languages like Logo, Modula, Pascal, and Ada in an easy to use format." - Ahoy magazine

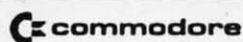
"COMAL seems to be bringing back an interest in programming." - G Stafford

Find out for yourself. Just send us a 39 cent stamped self addressed envelope. We'll send you our 24 page COMAL information booklet.

COMAL Users Group USA Ltd
6041 Monona Drive, Room 111
Madison, WI 53716
phone: (608) 222-4432

THE LOWEST
PRICESTHE BEST
SERVICE**ELECTRONIC ONE***PHONE
LINES
OPEN10-6 E.S.T.
M-F

CALL (614) 864-9994 • P.O. Box 13428 • COLUMBUS, OHIO 43213



HARDWARE

64C 64k COMPUTER . . . 159.99
128C 128k COMPUTER 239.99
1541C DISK DRIVE . . . 179.99
1571C DISK DRIVE . . . 239.99
1802C MONITOR . . . 189.99
1902A RGB MONITOR . 279.99
1702 MONITOR . . . 179.99

COMPUTER ACCESSORIES

1351 MOUSE . . . 39.99
128k UPGRADE . . . 99.99
MESSENGER MODEM . 34.99
AVATEX 1200 MODEM . 79.99
AVATEX 1200HC
MODEM . . . 109.99
XETEC JR. . . . 39.99
XETEC SR. . . . 56.99

PRINTERS

STAR NX10 . . . 199.99
STAR NX10C . . . 219.99
STAR SG10C . . . 189.99
STAR POWER TYPE . 179.99
PANASONIC 10801 . . 189.99
PANASONIC 10911 . . 259.99
SEIKOSHA 1000 VC . 179.99

SOFTWARE

GEOS . . . 39.99
PRINT SHOP . . . 27.99
BUSINESS FORM SHOP 22.99
NEWSROOM . . . 29.99
MACH 5 . . . 22.99
MACH 128 . . . 27.99
FAST LOAD . . . 24.99
TURBO LOAD & SAVE . 17.99
WORD PRO W/TURBO . 22.99
WORD PRO 128 W/FILE 22.99
SPREADSHEET . . . 22.99
FILE PRO 64 . . . 18.99
POWER C . . . 22.99
PAPERCLIP W/SPELL . 28.99
PAPER W/SPELL . . . 28.99
SUPERBASE 64 . . . 49.99
SUPERBASE 128 . . . 59.99
POWER ASSEMBLER . 29.99
POCKETWRITER 64 . . 27.99
CERTIFICATE MAKER . 28.99
DATA MANAGER 128 . 39.99
WORD MANAGER 128 . 39.99
SWIFT CALC 128 . . 39.99
SWIFT TAX . . . 33.99
PAPERCLIP II . . . 49.99
COPY II . . . 24.99
TOY SHOP . . . 34.99

SOFTWARE

CHAMP WRESTLING . . 18.99
MARBLE MADNESS . . 18.99
LORDS OF CONQUEST . 24.99
SKY FOX . . . 24.99
BARD'S TAIL . . . 24.99
ONE ON ONE . . . 11.99
MAIL ORDER MONSTER 11.99
ACE OF ACES . . . 18.99
ARCTIC FOX . . . 24.99
KILLED UNTIL DEAD . 18.99
HIGH ROLLER . . . 18.99
AMERICA'S CUP . . . 24.99
TOUCHDOWN
FOOTBALL . . . 11.99
VCHI MATA JUDO . . . 18.99
FIST . . . 18.99
PARALLAY . . . 18.99
FLIGHT SIM. II . . . 29.99
SILENT SERVICE . . . 22.99
LEADER BOARD . . . 22.99
DEADLINE . . . 4.99
SATINS' HOLLOW . . . 4.99
RALLY SPEEDWAY . . . 4.99
HARDBALL . . . 18.99
MICRO LEAGUE
BASEBALL . . . 18.99
SUPERBOWL SUNDAY . 18.99
SUPERBOWL STATS . . 14.99

HOW TO ORDER: CASHIER CHECK, MONEY ORDER, MASTERCARD* OR VISA* (ADD 4% FOR CHARGE CARDS) . . . NO PERSONAL CHECKS . . . NO C.O.D.'S . . . SHIPPED U.P.S. . . . ALL PRICES SUBJECT TO CHANGE WITHOUT NOTICE.

SHIPPING: ADD \$3.00 ON ALL ORDERS UNDER \$100.00 . . . ADD \$5.00 ON ALL ORDERS OVER \$100.00. ACTUAL FREIGHT CHARGED ON MULTIPLE ORDERS.

INTERNATIONAL: ACTUAL FREIGHT CHARGED ON ALL ORDERS OUTSIDE THE CONTINENTAL UNITED STATES INCLUDING A.P.O.

POLICIES: NO RETURNS WITHOUT A RETURN AUTHORIZATION . . . NO RETURNS UNLESS DEFECTIVE. ALL DEFECTIVES WILL BE EXCHANGED . . . NO EXCEPTIONS. PLEASE SPECIFY . . .

CALL OR WRITE FOR FREE CATALOG

CALL ELECTRONIC ONE (614) 864-9994 OR WRITE

Reader Service No. 199

SAVE**WITH THE
Ahoy!****DISK MAGAZINE**

The money-saving subscription rates for *Ahoy!* magazine and the *Ahoy!* program disk are now even lower!

If you subscribe to the *Ahoy! Disk Magazine*—magazine and disk packaged together—you'll receive the two at substantial savings over the individual subscription prices!

YEARLY SINGLE ISSUE PRICE (12 ISSUES)	SEPARATE SUBSCRIPTION PRICE (12 ISSUES)
Magazine: \$ 35.40	Magazine: \$ 23.00
Disk: \$107.40	Disk: \$ 79.95
TOTAL: \$142.80	TOTAL: \$102.95

**AHOY! DISK
MAGAZINE
12 ISSUES
\$97**

Use the postpaid card bound between pages 66 and 67 of this magazine to subscribe. (Canadian and foreign prices are higher.)

The *Ahoy! Disk Magazine* is also available at Waldenbooks and B. Dalton's bookstores, as well as other fine software outlets.

12 AHOY!

agreement, can now be purchased in single-disk starter sets (\$129) and six-disk lab packs (\$299) for the C-64. The site license, offering unlimited copying rights for an entire school building, can still be had for \$450, but the yearly renewal fee has been waived.

Logo Computer Systems Inc., 800-321-LOGO; in MA 617-742-2990 (see address list, page 13).

AMIGA VIDEO SYNCHRONIZER

Genlock 1300 (\$195), an electronic outboard device, allows Amiga owners to synchronize an external video signal from a VCR, camera, or video-disc player with text, sound, and graphics generated by their computers. This makes it possible to superimpose Amiga-generated graphics, animation, stereo sound, and titles over videotaped images—which previously required much more expensive equipment.

Powered through the Amiga, Genlock connects into the RGB port of the main console. Peripheral controls adjust source hue, position of the video under the Amiga graphics, and balance of audio against the external signal.

Commodore, 215-431-9100 (see address list, page 13).

"DANGER, SYNTAX ERROR"

Modulus is a Commodore 64 driven personal robot available in three separate modules. The self-propelled Base can follow a programmed itinerary, enabling it to function as a plotter and even, we're told, do light vacuuming. Adding a second module to the base gives you the Security & Service Robot, which can signal the computer or sound an alarm upon detecting the presence of gas, water, smoke, or an intruder, as well as report on the weather. With the third module in place, you have Moddy, with two independently moving robot arms that enable him to retrieve and carry objects.

Sirius S.p.A. (see address list, page 13).

CONSTITUTION QUIZ

Useful for teachers or for trivia buffs, *Political B.S.* (for Bureaucratic System) asks 2 to 4 players questions based on the U.S. Constitution, in the categories of Political Patter, Constitutional Confusion, Jurisprudent Jargon, and

NEWS

Which, What, or Who. Each category contains about 250 questions. For the 64; \$19.95.

Free Spirit Software, Inc., 312-352-7323 (see address list, page 13).

PRINT SHOP SCHOOL ART

The latest in Epyx's Graphics Scrapbook series of *Print Shop* and *Print Master* compatible art, *Chapter III: School* (\$19.95) includes over 100 graphics for newsletters, posters, banners, and the like, covering topics like band practice, student elections, and cheerleading tryouts.

Epyx, Inc., 415-366-0606 (see address list, page 13).

ABACUS BOOK/DISK OFFER

Until April 30, the optional \$14.95 program diskettes of the programs contained in Abacus' books for the Commodore 64 will be included with the books at no additional cost. The offer is good at any of Abacus' more than 2000 retailers. See the photograph on this page for titles available.

Abacus Software, 616-241-5510 (see address list, page 13).

Continued on page 105



Free disks with Abacus books for the Commodore 64.
READER SERVICE NO. 210

Companies Mentioned in Scuttlebutt

Abacus Software
P.O. Box 7219
Grand Rapids, MI 49510
Phone: 616-241-5510

Accolade
20833 Stevens Creek Blvd.
Cupertino, CA 95014
Phone: 408-446-5757

Bantam Books
666 Fifth Avenue
New York, NY 10103
Phone: 212-765-6500

Batteries Included
30 Mural Street
Richmond Hill, Ontario
L4B 1B5 Canada
Phone: 416-881-9941

Brown Boxes, Inc.
26 Concord Road
Bedford, MA 01730
Phone: 617-275-0090

Commodore Int'l
1200 Wilson Drive
West Chester, PA 19380
Phone: 215-431-9100

Connected Education
92 Van Cortlandt Park South
Bronx, NY 10463
Phone: 212-548-0435

Data East USA, Inc.
470 Needles Drive
San Jose, CA 95112
Phone: 408-286-7074

Electronic Arts
1820 Gateway Drive
San Mateo, CA 94404
Phone: 415-571-7171

Firebird Licensees
74 North Central Avenue
Ramsey, NJ 07446
Phone: 201-934-7373

Epyx, Inc.
600 Galveston Drive
P.O. Box 8020
Redwood City, CA 94063
Phone: 415-366-0606

Free Spirit Software
5836 S. Mozart
Chicago, IL 60629
Phone: 312-476-3640

Gamco Industries, Inc.
Box 1911
Big Spring, TX 79720
Phone: 800-351-1404 (in TX 915-267-6327)

Logo Computer Systems
121 Mount Vernon Street
Boston, MA 02108
Phone: 800-321-LOGO
(in MA 617-742-2990)

Poseidon Electronics
103 Waverly Place
New York, NY 10011
Phone: 212-777-9515

Sierra On-Line, Inc.
Coarsegold, CA 93614
Phone: 209-683-6858

Sirius S.p.A.
Milano Fiori Palazzo F2
20094 Assago (MI)
Italy
Phone: (02) 8245321

Spectrum 1 Network
P.O. Box 4903
Panorama City, CA 91412

Strategic Simulations
1046 N. Rengstorff Ave.
Mountain View, CA 94043
Phone: 415-964-1353

TecTrans
6925 Rosemead Blvd.
San Gabriel, CA 91775
Phone: 818-285-3121

HOW DOES IT RATE?

Overall Rating A
Ease of Use A
Documentation A
Reliability A
Error Handling A
Value for Money A

COMAL Starters Kit rated by The Book of Commodore 64 Software

Performance 10
Ease of Use 9
Reliability 9
Documentation 8

COMAL Starters Kit rated by The Best Vic/C64 Software (10 is highest possible rating)

Overall rating: *****
Commodore 64 COMAL 2.0 cartridge rated by INFO magazine (5 stars is the highest possible rating)

Overall rating: *****
Commodore 64 COMAL disk (COMAL Starters Kit) rated by INFO magazine

COMAL is a well designed programming language now available for Commodore:

COMAL Starters Kit: \$29.95
COMAL 2.0 cartridge: \$138.95
(plus \$4 shipping)

Available soon for under \$100 for these systems:

IBM PC (March 1987)
CP/M systems (March 1987)
Apple Macintosh (late 1987)
Apple IIe / IIc (late 1987)

COMAL Users Group USA Ltd
6041 Monona Drive, Room 111
Madison, WI 53716
phone: (608) 222-4432

SALE •

Famous National Brand

• SAVE

NLQ 180

Hi-Speed Printer Sale

**• 160 - 180 CPS • Near Letter Quality •
Lifetime Warranty***

**Price
Break
Thru**

\$199⁰⁰

**Below
Wholesale
Cost Prices!!!**

Sale

List \$499.95

**Fantastic
Price**

60% OFF LIST PRICE



NEW

Lifetime Warranty*

NLQ-180 Premium Quality Printer

**Near Letter Quality Selectable From Front
Panel Controls • High Speed Dot Matrix •
Letter Quality Modes • 8K Buffer frees up
computer 4-times faster • Pica, Elite,
Italics, Condensed • Super Graphics •
Business or Personal • Tractor/Friction •
15 Day Free Trial • Lifetime Warranty on
Print Head* • 6 Month Immediate
Replacement Warranty •**

NLQ-180 Print Samples

*This is an example of ITALICS
Enhanced Boldface
Condensed Text Double-strike
example of Near Letter Quality*

IBM — COMMODORE — EPSON — **NLQ180 SPECIFICATIONS** — APPLE — ATARI — ETC. —

Print Buffer
8K bytes utility buffer
Printing Direction
Text Mode — Bi-directional
Graphic Mode — Uni-directional
Interface
Centronics type parallel (8-bit)
Paper
Plain paper, Roll paper, Single sheet
Fanfold, Multipart paper: max. 3 sheets
(original plus 2 copies)
Character Fonts
Pica, Elite, Italics, Condensed

Printing Method
Impact dot matrix
Printing Speed
160-180 CPS at standard character printing
Printing Characters
Standard 9 x 9 dot matrix
NLQ 12 x 18 dot matrix (33cps)
Character size: 2.12 x 2.8 mm (standard)
Character sets: Full ASCII character set (96)
32 International characters

Ink Ribbon Cartridge
Ribbon Life: 3 million characters/cartridge
Physical Dimensions
Size: 15" x 12" x 5"
Weight: 12.7 lbs.
Maximum Number of Characters

Standard:	10 cpi	80 cpl
Standard enlarged:	5 cpi	40 cpl
Elite:	12 cpi	96 cpl
Elite enlarged:	6 cpi	48 cpl
Condensed:	17 cpi	132 cpl
Condensed enlarged:	8.5 cpi	66 cpl
Condensed elite:	20 cpi	160 cpl

INTERFACES

Atari \$39.95 Apple \$49.95 Commodore \$29.95 IBM \$49.95 Laser \$19.95

Add \$10.00 for shipping, handling, and insurance. Illinois residents please add 6 1/2 % sales tax. Add 20.00 for CANADA, PUERTO RICO, HAWAII, ALASKA, APO-FPO orders. All orders must be in U.S. Dollars. WE DO NOT EXPORT TO OTHER COUNTRIES EXCEPT CANADA. Enclose Cashier Check, Money Order or Personal Check. Allow 14 days for delivery, 2 to 7 days for phone orders, 1 day express mail. Prices & Availability subject to change without notice.

VISA — MASTER CARD — C.O.D. C.O.D. on phone orders only.

PROTECTO

We Love Our Customers

22292 N. Pepper Rd., Barrington, Illinois 60010

312/382-5244 to order

COMPUTER SYSTEM SALE

Low \$ **499⁰⁰**
As

COMPUTER DIRECT

22292 N. Pepper Road, Barrington, Ill. 60010

"The Computer Experts"

**Call (312) 382-5050 or 5244 For Free Catalogs
of Over 1000 Programs & Accesories**

Best Service • Lowest Price • 1000 Programs • 500 Accessories • 15 Day Free Trial

**128K APPLE®
COMPATIBLE
COMPUTER SYSTEM**

Save 40-60%
Off Most
Software
Products In
This Guide

**10 MHz Super
TURBO XT IBM®
COMPATIBLE SYSTEM**



- 128K Memory
- 5 1/4" Disk Drive Built In
- Numeric Keyboard
- Programmable Function Keys
- Hi-Res Graphics And More.
- Runs Virtually All Apple II, IIfx & IIfx Software.
- All The Best Features Of The Apple IIfx & IIfx In One!

Apple® is the registered trademark of Apple Computers Inc.

1 Mega Byte Memory Expander	List \$439.00	Sale \$199.95
Extra Disk Drive	List \$299.95	Sale \$124.95
No Slot Clock	List \$ 99.95	Sale \$ 59.95
Expansion Box	List \$ 99.95	Sale \$ 49.95

Shipping, Handling & Insurance Charges and Information

Add \$35.00 per system for shipping, handling and insurance. Illinois residents please add 6 1/2 % sales tax. Add \$70.00 for ALASKA, CANADA, HAWAII, PUERTO RICO and APO-FPO orders. WE DO NOT EXPORT TO OTHER COUNTRIES EXCEPT CANADA & PUERTO RICO. All orders must be in U.S. Dollars. Enclose cashier check, money order, or personal check. Allow 14 days for delivery, 2 to 7 days for phone orders, 1 day express mail. Prices and availability subject to change without notice. Please call for C.O.D. charges.

VISA - MASTERCARD - C.O.D.



**CALL COMPUTER DIRECT AT
(312) 382-5050 OR 5244**

8am - 8pm CST Weekdays / 9am - 12 noon Saturdays



Reader Service No. 182



**SALE
\$599⁰⁰**

List \$2495

10 MHz Super Turbo XT:

- 512 K Memory
- MS DOS 3.2 & GW Basic
- 10 MHz
- One Floppy Disk Drive
- RGB Color Graphics Port
- Monochrome Graphics (Hercules Compatible)
- Mouse/Joystick Port
- Parallel Printer Port
- Serial Printer Port

Extra Disk Drive..... List \$199.00 Sale \$99.95
IBM® is the registered trademark of International Business Machines Inc.

**90 Day Immediate
Replacement Policy**

All this for only \$599 :

- 512K Super Turbo XT Computer
- 12" 35 MHz Monitor (Green Screen)
- Word First (Word Processor)
- Data First (Data Base Program)
- Calc First (Spreadsheet)

For Home & Business

These computer systems are perfect for your home and/or business uses. They make life easier in more ways than you can imagine. Use the systems for personal letters, form letters, address storage, listing valuables, figuring finances, school reports, business reports, calculations, business projections...the list can go on and on. With the addition of some of the thousands of software programs available for Apple® and IBM® you can increase the capabilities of your system even further. A terrific home improvement, business enhancer, entertainment center & educational aid!


PROTECTO ENTERPRISES "The Computer Experts"

22292 N. Pepper Rd., Barrington IL 60010

• OUR WARRANTY •

Most of our products carry a minimum 90 day warranty from the date of purchase. If problems arise, simply send your product to us via U.P.S. prepaid. We will IMMEDIATELY send you a replacement at no charge via U.P.S. prepaid. This proves once again that...
We Love Our Customers!

COMMODORE 64c




Includes the GEOS program.

SALE \$ 159.95

(Add \$10.00 shipping) List \$299

BLUE CHIP DISK DRIVE



SALE \$ 159.95

(Add \$10.00 shipping) List \$249

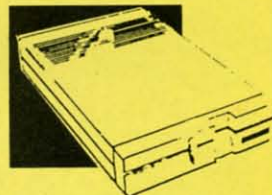
COMMODORE 128



SALE \$ 289.00

(Add \$10.00 shipping) List \$399

1571 DISK DRIVE



SALE \$ 259.95

(Add \$10.00 shipping) List \$349

TV TUNER

Now switch your computer monitor into a television set with the flick of a switch. This Tuner has dual UHF/VHF selector switches, mute, automatic fine tuning and computer/TV selector switches. Hooks up between your computer and monitor! Inputs included for 300 ohm, 75 ohm, and UHF.
(Add \$3.00 shipping)

SALE \$ 79.95

List \$130

13" COLOR MONITOR



High Resolution, 1000 character display, with built in audio speaker with volume control.
(Add \$14.50 shipping)

SALE \$ 179.95

List \$329

BIG BLUE PRINTER



This is the affordable printer you've waited for! 8 1/2" letter size, 80 column dot matrix, heat transfer printer features upper and lower case, underline, word processing, and much more.
(Add \$7.50 shipping)

SALE \$ 39.95

List \$199


87 EP PRINTER & TYPEWRITER COMBINATION

Superb Silver Reed letter quality daisy wheel printer/typewriter, just a flick of the switch to interchange. Extra large carriage, typewriter keyboard, automatic margin control, compact, lightweight, drop in cassette ribbon! Centronics parallel port.
(Add \$12.00 shipping)

SALE \$ 179.95

List \$299

COMSTAR 1000 PRINTER




Print letters, documents, etc., at 100 cps. Works in Near Letter Quality mode. Features are dot addressable graphics, adjustable tractor and friction feed, margin settings, pica, elite, condensed, italics, super/subscript, underline, & more. CBM Interface Included.
(Add \$10.00 shipping)

SALE \$ 179.95

List \$349

12" 80 COLUMN MONITOR




High Resolution amber or green screen monitor. 80 col. x 1000 lines at center. Non-glare screen. Works terrific with IBM, Apple and Laser business computers.
(Add \$10.00 shipping)

SALE \$ 99.00

List \$129

14" RGB & COMPOSITE COLOR MONITOR



High Resolution, 80 column Monitor. Switch from RGB to Composite. (C128 - IBM - Apple) RGB cable \$19.95.
(Add \$14.50 shipping)

SALE \$ 237.00

List \$399

160-180 CPS N.L.Q. 180 PRINTER

This centronics parallel printer has a Near Letter Quality button on the front panel. No more turning the printer on and off. The 8K buffer will free up your computer four times faster than conventional printers and the high speed will keep you computing more than printing. Super graphics along with Pica, Elite, Italics, and Condensed print. **Lifetime Warranty** on Print Head plus 6 month immediate replacement warranty.
(Add \$10.00 shipping)

SALE \$ 199.00

List \$499



TO ORDER CALL (312) 382-5244
8 am - 8 pm CST Weekdays / 9 am - 12 noon CST Saturdays



**BEST SERVICE IN THE USA • 1 DAY
EXPRESS MAIL • OVER 1000
PROGRAMS • VOLUME DISCOUNTS
• 15 DAY FREE TRIAL •
CUSTOMER LIST OF OVER
3,000,000 - LARGEST IN THE USA**

MUSICAL KEYBOARD

This sturdy 40 key professional guage spring loaded keyboard gives the feel and response of a real keyboard instrument. (Conductor software required)

SALE \$69.00

List \$159.95

1200 BAUD MODEM

Save time and money with this 1200 Baud modem. It has many features you expect a modem to have plus 4 times the speed! For Commodore Computers.

SALE \$79.95

List \$199

COMPUTER CLEANERS

TV/Monitor Screen Restorer & Cleaning Kit, Disk Drive Cleaner, Anti-Static Keyboard Cleaner

*Choose any of these three computer cleaners for only \$9.95 each!

SALE \$9.95*

List \$19.95

SUPER AUTO DIAL MODEM



300 Baud Modem has on-line clock, dialing from keyboard, capture and display high resolution characters, and more. For Commodore Computers.

SALE \$29.95

List \$99

DOUBLE SIDED DOUBLE DENSITY DISKS

100% Certified 5 1/4" floppy disks. Lifetime Warranty. 1 Box of 100 \$29.00 List \$1.99 each

.29¢ ea.

SPECIAL BONUS COUPON

We pack a special software discount coupon with every Computer, Disk Drive, Printer, or Monitor we sell! This coupon allows you to **SAVE OVER \$250** off sale prices!

(EXAMPLES)

Name	List	Sale	Coupon
Transformers	\$34.95	\$22.95	\$21.95
Trio C128	\$69.95	\$42.95	\$39.95
Indoor Sports	\$29.95	\$19.95	\$18.95
Championship Basketball	\$34.95	\$22.95	\$21.95
Leader Board	\$39.95	\$23.95	\$21.95
Tales of Me	\$39.95	\$16.95	\$14.95
Monitor Stand	\$79.95	\$19.95	\$16.95
Marble Madness	\$24.95	\$22.95	\$19.95
Super Bowl Sunday	\$35.00	\$20.95	\$18.95
SAT Sample Test	\$39.95	\$14.95	\$12.95
Commando	\$34.95	\$22.95	\$21.95
Auto Duel	\$42.95	\$32.95	\$29.95
Flight Control Joystick	\$19.95	\$12.95	\$10.00
Robotics Workshop	\$149.00	\$119.95	\$114.95
C64 Troubleshooting & Repair Guide	\$19.00	\$14.95	\$12.95

(See over 100 coupon items in our catalog.)

FOR FREE CATALOG CALL

(312) 382-5244

**CALL BEFORE YOU ORDER: PRICES MAY BE
LOWER & WE OFFER SPECIAL SYSTEM DEALS**

COMMODORE SOFTWARE

ACCESS

TRIPLE PACK (D)	\$19.95
LEADER BOARD (D)	23.95
LEADER BOARD COURSES (D)	13.95
MACH 5 (C)	19.95
MACH 128 (C)	28.95
TENTH FRAME (D)	23.95

ACCOLADE

ACE OF ACES (D)	\$18.95
DAM BUSTERS (D)	18.95
FIGHT NIGHT (D)	18.95
HARDBALL (D)	18.95
LAW OF THE WEST (D)	18.95
KILLED UNTIL DEAD (D)	18.95

BLUE CHIP

BARON (D)	\$14.95
MILLIONAIRE (D)	14.95
TYCOON (D)	14.95

BCI

TOM WEISKOPF PRO GOLF (D)	\$11.95
VIDEO PHILE (D)	14.95
PRINTERS LIB. 1 (D)	8.95
PRINTERS LIB. 2 (D)	8.95
DATABASE MGR./PLUS - C128 (D)	14.95
MIND OVER MATTER (D)	8.95

BRODERBUND

PRINT SHOP (D)	\$25.95
GRAPHICS LIB. 1, 2 or 3 (D)	15.95
COMPANION (D)	22.95
TOY SHOP (D)	38.95
WHERE IS CARMEN SANDIEGO (D)	21.95
GRAPHICS LIB. HOLIDAY ED. (D)	15.95

ELECTRONIC ARTS

HEART OF AFRICA (D)	\$9.95
ONE ON ONE (D)	9.95
PINBALL CONSTRUCTION (D)	9.95
MUSIC CONSTRUCTION (D)	9.95
RACING DESTRUCTION (D)	9.95
MARBLE MADNESS (D)	22.95
STAR FLEET I (D)	25.95
BALKON RAIDER (D)	22.95
QUIZAM (D)	22.95

DATA SOFT

221 B BAKER STREET (D)	\$17.95
MERCENARY (D)	17.95
NEVER ENDING STORY (D)	17.95
MIND PURSUIT (D)	17.95
VIDEO TITLE SHOP (D)	17.95
THEATRE EUROPE (D)	19.95

DESIGNWARE

BODY TRANSPARENT (D)	\$24.95
EUROPEAN NATIONS & LOCATIONS (D)	22.95
STATES AND TRAITS (D)	22.95

HAYDEN

SARGON II (D)	\$9.95
SAT VERBAL (D)	14.95
SAT MATH (D)	14.95
SAT SAMPLE TEST (D)	14.95

COSMI

SUPER HUEY II (D)	\$12.95
TALLADEGA (T)	10.95
BEYOND FORBIDDEN FOREST (D)	10.95

DATA EAST

COMMANDO (D)	\$22.95
KARATE CHAMP (D)	22.95
KUNG FU MASTER (D)	22.95

EPYX

CHAMPIONSHIP WRESTLING (D)	\$22.95
DESTROYER (D)	22.95
MOVIE MONSTER (D)	22.95
WINTER GAMES (D)	22.95
WORLD GAMES (D)	22.95
WORLD KARATE (D)	16.95
WORLD'S GREATEST FOOTBALL (D)	22.95

HI-TECH EXPRESSIONS

CARD WARE (D)	\$9.95
HEART WARE (D)	7.95
PARTY WARE (D)	9.95
WARE WITH ALL KIT (D)	9.95
HOLIDAY PRINT PAPER (D)	7.95

ARTWORK

BEACH BLANKET VOLLEYBALL (D)	\$9.95
EQUESTRIAN SHOWJUMPER (D)	9.95
HIGHLAND GAMES (D)	9.95
POLICE CADET (D)	9.95
THAI BOXING (D)	9.95
BRIDGE 4.0 (D)	16.95

SUB-LOGIC

FLIGHT SIMULATOR II (D)	\$31.95
JET (D)	25.95
FOOTBALL (D)	25.95
BASEBALL (D)	31.95

S.S.I.

ROADWAR 2000 (D)	\$23.95
BATTLE OF ANTIETAM (D)	31.95
GETTYSBURG (D)	32.95
WAR IN SOUTH PACIFIC (D)	32.95
NAM (D)	23.95
U.S.A.A.F. (D)	32.95
KAMPEGRUPPE (D)	32.95
WAR SHIP (D)	32.95

SOFTSYNC

ACCOUNTANT, INC. C128 (D)	\$59.95
DESK MANAGER (D)	24.95
KID PRO QUO (D)	19.95
MODEL DIET (D)	19.95
TRIO C64 (D)	29.95

SPINNAKER

DELTA DRAWING (C)	\$9.95
NUMBER TUMBLERS (C)	9.95
SEA SPELLER (C)	9.95
UP & ADD'EM (C)	9.95

Shipping, Handling & Insurance Information and Charges

Add \$3.00 (unless noted) for shipping, handling, and insurance. Illinois residents please add 6 1/2 % sales tax. Add \$6.00 (double the amount) for CANADA, PUERTO RICO, HAWAII, ALASKA, APO-FPO orders. All orders must be in U.S. Dollars. WE DO NOT EXPORT TO OTHER COUNTRIES EXCEPT CANADA. Enclose Cashier Check, Money Order or Personal Check. Allow 14 days for delivery, 2 to 7 days for phone orders, 1 day express mail. Prices & Availability subject to change without notice. Hardware shipping prices vary according to weight. Please call for amount. Monitors can only be shipped to 48 contiguous United States. No APO-FPO for Monitors.

VISA-MASTER CARD-C.O.D.

Call for C.O.D. Charges.

FLOPPY DISK SALE

DOUBLE SIDED / DOUBLE DENSITY

Floppy
Disks

* **29^c** each

Premium
Quality

- Double Sided / Double Density • Specifically Designed for Personal Computers •
- Each disk certified Free Replacement Lifetime Warranty
- Automatic Dust Remover • Works with IBM PC •

☆ ☆ ☆ **We have the lowest prices!** ☆ ☆ ☆

SUPREME QUALITY

* low as **29^c** For a Box of 100

For those who want premium quality we have these Premium Floppy Disks. Used by professionals because they can rely on them to store important data and programs without fear of loss! Each disk is 100% certified (an exclusive process) plus each disk carries an exclusive FREE REPLACEMENT LIFETIME WARRANTY. With these disks you can have the peace of mind without the frustration of program loss after hours spent in program development.

100% CERTIFICATION TEST

Some floppy disk manufactures only sample test their disks on a batch basis, and claim they are all certified. Each disk is individually checked so you will never experience data or program loss during your lifetime!

FREE REPLACEMENT LIFETIME WARRANTY

We are so sure of these disks that we give you a free replacement warranty against failure to perform due to faulty materials or workmanship for as long as you own your disks.

AUTOMATIC DUST REMOVER

Just like a record needle, disk drive heads must travel hundreds of miles over disk surfaces. Unlike other floppy disks the smooth surface finish saves disk drive head wear during the life of the disk. (A rough surface will grind your disk drive head like sandpaper). The lint free automatic CLEANING LINER makes sure the disk-killers (dust & dirt) are being constantly removed while the disk is being operated.

These Double Sided Disks are Definitely Supreme in the World of Disks

1 Box of 10 — \$4.40 (44^c ea.) 1 Box of 50 — \$19.50 (39^c ea.)
1 Box of 100 — \$29.00 (29^c ea.)

0029 Paper Economy Sleeves (10) 50^c

0030 Paper Economy Sleeves (100) \$5.00

Add \$3.00 for shipping, handling, and insurance. Illinois residents please add 6½% sales tax. Add \$6.00 for CANADA, PUERTO RICO, HAWAII, ALASKA, APO-FPO orders. All orders must be in U.S. Dollars. WE DO NOT EXPORT TO OTHER COUNTRIES EXCEPT CANADA. Enclose Cashier Check, Money Order or Personal Check. Allow 14 days for delivery, 2 to 7 days for phone orders, 1 day express mail. Prices & Availability subject to change without notice.

VISA — MASTER CARD — C.O.D.

C.O.D. on phone orders only.

PROTECTO

We Love Our Customers

22292 N. Pepper Rd., Barrington, Illinois 60010

312/382-5244 to order


Monitor Sale

14" RGB & COMPOSITE COLOR MONITOR


Three monitors in one! Allows the use of C-128 and C64 computer modes - composite and 80 column RGB mode. Must be used to get 80 Columns in color with 80 column computers. Specially designed for use with the C128's special composite video output, plus green screen only option switch.

SALE \$237⁰⁰*

List \$399



Super High Resolution



Great for IBM®, Apple®, Laser®, Atari® & Commodore® Computers

12" 35MHz GREEN MONITOR

This new 80 column, 1000 lines at center, high resolution display monitor is precision engineered to give you the best high resolution screen possible. The 35 MHz Bandwidth allows use with IBM® and Apple® computers. The composite screen is non-glare which makes it easier to read by reducing eye strain. Monitors come in green or amber color screens. Fantastic for business! Specify TTL or Composite. (Add \$10.00 shipping and handling.)

SALE \$99⁰⁰*

List \$249

13" COLOR DISPLAY MONITOR

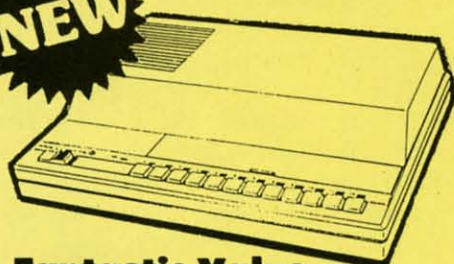
This all-purpose 13" color display monitor accepts an NTSC composite signal and will work with a wide assortment of today's personal and professional computers. It generates crisp, easy-to-read alphanumeric or graphic display through the use of a slotted mask, black matrix quick start picture tube. This versatile monitor also has a built in audio amplifier and speaker with volume control, a 1000 character display capacity, and an all plastic cabinet for portability and easy cleaning.

SALE \$179⁹⁵*

List \$329



Premium Quality



Fantastic Value

TV TUNER CHANGES MONITOR INTO TV

Increase the value of your monitor by turning it into a television when your not computing! Elegant TV Tuner with dual UHF/VHF selector switches goes between your computer and monitor. Includes mute, automatic fine tuning and computer/TV selector switches. Inputs included for 300 ohm, 75 ohm, and UHF. Can be used with cable TV and VCR's. Fantastic Value. Limited Quantities. (Includes loop antenna for UHF & RCA connection cables) Add \$3.00 shipping and handling. Plus \$3.00 for APO/FPO orders.

SALE \$79⁹⁵

List \$99.95

* Composite Cable \$9.95 * RGB 80 Column Cable \$19.95
(Please specify computer type)

15 Day Free Trial • 90 Day Immediate Replacement Policy

• LOWEST PRICES • BEST SERVICE IN U.S.A. • ONE DAY EXPRESS MAIL • FREE CATALOGS •

Shipping, Handling & Insurance Charges

Add \$14.50 (unless otherwise noted) for shipping, handling and insurance. Illinois residents please add 6 1/2 % tax. Monitors can only be shipped to points served by United Parcel Service within the 48 mainland states. Enclose Cashier Check, Money Order or Personal Check. Allow 14 days for delivery, 2 to 7 days for phone orders, 1 day express mail. Prices & Availability subject to change without notice. No

VISA—MASTERCARD—C.O.D. Monitors APO-FPO.

CALL FOR C.O.D. CHARGES

PROTECTO

We Love Our Customers

22292 N. Pepper Rd., Barrington, Illinois 60010

312/382-5244 to order

Kernal Power

By Dale Rupert

Built into the ROMs of the Commodore computers is a powerhouse of utilities called the Kernal routines. These routines efficiently perform a variety of tasks. They provide high-level functions for the assembly language programmer. Previously we have discussed some of the Kernal routines for the C-64 (Rupert Report #16 and #17, Ahoy! 4/85 and 5/85). All 39 of the C-64 routines are still available in the C-128, although some of them have been modified slightly. There are 19 new routines documented for the C-128.

This month we will use some of the new Kernal routines along with some of the old ones to create a handy function key utility for the C-128. If you are not interested in assembly language, the resulting program will still be available to you. We will discuss three ways to create the function key utility: using an assembler, using the monitor, and using BASIC.

DEFINING THE PROBLEM

BASIC 7.0 on the C-128 provides a very easy way to define the eight programmable function keys (F1 through F8) by means of the KEY command. My boot disk runs a BASIC program upon power-up which defines the eight keys to my liking. For example, the statements

```
KEY 1,CHR$(29) + CHR$(20)
```

```
KEY 4,"DLOAD<TAB><TAB><TAB>:" + CHR$(27) + "@"
```

```
KEY 7,CHR$(27) + "C" + CHR$(27) + "ILIST" + CHR$(13)
```

```
KEY 8,CHR$(27) + "I" + "CLOSE4:OPEN4,4:C
```

```
MD4:LIST" + CHR$(13) + "PRINT#4:CLOSE4" + CHR$(13)
```

are the most exotic of my function key definitions. F1 is a "delete at the cursor" key (unlike the standard "delete to the left of the cursor" key which is also useful). Use it for a while and you will wonder how you managed without it.

F4 is pressed to load an item from the directory. Simply move the cursor to the left of the desired program in the directory listing and press F4. It is purposely a shifted key, and it requires a manual carriage return after it. I want to be sure of my selection before loading any program.

To the standard F7 LIST function I have added an Escape-C, Escape-I sequence. This turns off the Escape-A insert mode (whether it was on or not) and guarantees that the cursor is on its own line before LIST is typed. Most of my function key definitions are preceded by the Escape-I command. Try it, and you'll see why. No more searching for a blank line before pressing a function key.

Finally the F8 key provides a function sorely missed on Commodore computers, the LLIST command. One shifted keystroke sends the current program listing to the printer.

Eight easily programmed function keys are eight more than I had on the C-64 (emphasis on the "easily"). Naturally, even eight are not really enough. Alas, the Program-





Harnessing Those Mighty ROM Routines

mer's Reference Guide (PRG) for the C-128 mentions it in the discussion of the Kernal routine PFKEY that there are actually *ten* programmable function keys! The SHIFT/RUN STOP and HELP keys are numbers nine and ten. To redefine them, we will use some assembly language.

The program in this article is a utility to convert the HELP key to a "floating" function key. That means it is a key which is easily and directly defined at any time without bothersome quotation marks or CHR\$ functions. The HELP key will be defined with actual keystrokes. Its definition can include carriage returns, escape sequences, and any other keystroke combinations.

S&S

S & S Wholesalers, Inc.

**WHOLESALE TO THE PUBLIC
BUY BELOW DEALER COST!**

1-800-233-6345

ORDERS ONLY

226 Lincoln Road Miami Beach, FL 33139

DISKETTES

Sony DSDD 5 1/4"	\$ 9.97
Memorex DSDD 5 1/4"	\$ 8.97
Precision DSDD 5 1/4"	\$ 7.97
Bonus by Verbatim DSDD 5 1/4"	\$ 6.97
Sony 3 1/2" DSDD	\$ 25.50
Sony 3 1/2" SSDD	\$ 19.50
Winners 3 1/2" DSDD	\$ 24.00

SOFTWARE CLOSEOUTS

Zork I	\$ 4.77
Zork II	\$ 4.77
Zork III	\$ 4.77
File Now	\$ 7.77
Calc Now	\$ 7.77
Frogger	\$ 7.77
Q Bert	\$ 7.77
Popeye	\$ 7.77
Multiplan	\$ 29.77
Triad	\$ 4.77
Battlezone	\$ 7.77
Robotron	\$ 7.77
Rack-Em Up	\$ 6.77

ACCESS

Mach 5	\$ 22.50
Mach 128	\$ 29.90
Leader Board	\$ 23.90
Tournament Disk	\$ 12.90

MICROPROSE

Acrojet	\$ 20.77
F15 Strike Eagle	\$ 19.47
Conflict in Vietnam	\$ 19.47
Gunship	\$ 22.77
Silent Service	\$ 24.77

SPRINGBOARD

Certificate Maker	\$ 29.90
Newsroom	\$ 29.00
Clip Art I	\$ 18.90
Clip Art II	\$ 22.00

PRINTERS

Okimate 10	\$124.77
Okimate 20	\$134.77
Plug-N-Print C64	\$ 59.77
Plug-N-Print Amiga	\$ 69.77
Panasonic 1091	\$224.77
Panasonic 1080	\$199.77
Star NX 10	\$239.77
Star SG10C	\$228.77
Okimate 120	\$224.77
Epson LX 80	\$239.90
Epson FX 85	\$369.90
Epson FX 286	\$479.90

COMMODORE CLOSEOUTS

VIC 1525 Graphics Printer	\$ 99.90
MPS 803 Printer	\$109.90
C1600 300 Baud Modem	\$ 37.90
Commodore Plus/4	\$ 79.90

TIMEWORKS

Sylvia Porter's	
Personal Finance	\$ 39.90
Data Manager 128	\$ 37.77
SwiftCalc 128 w/Sideways	\$ 37.77
Wordwriter 128 w/Spell Check	\$ 37.77
Partner 128	\$ 37.77
All Four	\$149.90
Data Manager	\$ 27.77
Wordwriter	\$ 27.77
SwiftCalc	\$ 27.77
All Three	\$139.77

DIGITAL SOLUTIONS

Pocket Writer 64	\$ 23.77
Pocket Writer 128	\$ 28.77
Pocket Planner 64	\$ 23.77
Pocket Planner 128	\$ 28.77
Pocket Filer 64	\$ 23.77
Pocket Filer 12	\$ 28.77

AMIGA

**Call for Pricing
...IN STOCK...**

MONITORS

Samsung 14" Color	\$139.90
Samsung Green 12"	\$ 49.90
80 Col. Cable	\$ 8.77
Monitor Cable	\$ 5.77
NEC 12" Color	\$134.90

JOYSTICKS & ACCESSORIES

WICO The Boss	\$ 10.77
WICO Ball	\$ 14.77
WKO 3 Way	\$ 18.77
Kraft	\$ 6.77
5 1/4" Drive Cleaner	\$ 6.77
3 1/2" Drive Cleaner	\$ 7.77
CRT Cleaner	\$ 14.77
C64 Cover	\$ 6.77
C128 Cover	\$ 7.77
Drive Cover ST	\$ 7.77
Printer Head Cleaner	\$ 7.77

CLOSEOUT

Koala Pad	
By Koala Technologies	\$ 39.77

EPYX

Championship Wrestling	\$ 23.90
Word Games	\$ 23.90
Supper Cycle	\$ 23.77
Summer Games	\$ 23.90
Summer Games II	\$ 23.90
Winter Games	\$ 23.90
Fast Load	\$ 23.90
Multiplan	\$ 39.90
World Karate Champ	\$ 17.90
Worlds Greatest Baseball	\$ 22.90
Koronis Rift	\$ 22.90
Eidolon	\$ 22.90

SUBLOGIC

Jet	\$ 25.70
Flight Simulator II	\$ 31.70
Scenery Disks 1-6	\$ 13.70 EA
Scenery Disk 7-12	\$ 13.70 EA
Scenery Disks 6 Pack	\$ 69.70

BATTERIES INCLUDED

Consultant	\$ 35.77
Paperclip	\$ 35.97
Paperclip w/Spell	\$ 47.77

COMMODORE HARDWARE

C128 Computer	\$259.90
C1571 Disk Drive	\$239.90
MPS 1200 Printer	\$249.90
C1902 Monitor	\$288.00
C1350 Mouse	\$ 37.90
C1660 300 Baud Modem	\$ 49.90
C1670 1200 Baud Modem	\$148.90
C64 Computer	\$139.90
64C Computer	\$ CALL

ABACUS

Assembler Monitor	\$ 24.99
Basic 128	\$ 39.99
Basic 64	\$ 24.99
Cadpak 128	\$ 39.99
Cadpak 64	\$ 27.99
Chartpak 128	\$ 27.99
Chartpak 64	\$ 24.99
Cobol	\$ 27.00
Forth	\$ 26.90
Powerplan	\$ 26.90
Quick Copy 2.0	\$ 14.90
Super C Compiler	\$ 39.90
Super Pascal	\$ 39.90
T.A.S.	\$ 39.90
Video Basic	\$ 27.90
XPER	\$ 39.90

MASTERTRONIC

Last V8	\$ 6.49
5 A Side	\$ 6.49
Sluggo	\$ 6.49
Paul McCartney	\$ 6.49
BMX Racer	\$ 6.49
Sky Jet	\$ 6.49
Line Action Biker	\$ 6.49
Skiwriter	\$ 11.99
Busicalc 3	\$ 11.99
Instant Recall	\$ 11.99
* All 3	\$ 29.97

ACCOLADE

Ace of Aces	\$ 18.90
Dam Busters	\$ 17.90
Fight Night	\$ 17.90
Hardball	\$ 17.90
Law of the West	\$ 17.90

BRODERBUND

Karateka	\$ 17.00
Printshop	\$ 25.90
LIB 1/2/3	\$ 14.90
Companion	\$ 24.90
Bank St. Writer	\$ 32.90

PRECISION

Superbase 64	\$ 47.77
Superscript 64	\$ 47.77
Superbase 128	\$ 52.77
Superscript 128	\$ 52.77

CUSTOMER SERVICE OR IN FLORIDA (305) 538-1364

FREE FREIGHT ON ALL ORDERS WITHIN CONTINENTAL U.S. OVER \$100.00

Orders under \$100.00 add \$4.00 shipping and handling. C.O.D. orders add \$4.00.

Prices reflect a 3% cash discount. A.P.O., F.P.O. orders add 6% shipping & handling. Postal orders shipped surface. Add 6% for air shipment. Add 3% for VISA/MC. Florida residents add 5% sales tax. Personal checks allow 2 weeks for processing.

Prices Subject to Change Without Notice.

ORDERS RECEIVED BEFORE 12:00 PM WILL BE SHIPPED SAME DAY.

CONSIDERING THE SOLUTIONS

The requirement that the key be easily definable at any time implies that the program must be "wedged" into the normal computer operation. We don't want to load a program each time the key is to be changed. Three standard areas for wedging are the NMI (non-maskable interrupt) routine, the IRQ (jiffy clock interrupt) routine, and the CHRGET/CHRGOT keyboard interpreter routine.

The NMI routine is executed whenever the RESTORE key is pressed. It could easily be used for our application. The IRQ routine occurs 60 times per second. It should be used only for short routines in which continuous monitoring or updating is required. The PRG provides a discussion and examples for using both of these routines.

I decided to use the third alternative, the CHRGET/CHRGOT wedge. It has been discussed in various magazines and books on the C-64 and the C-128. My reference is a very useful volume on the C-128 entitled *COMPUTE!'s 128 Programmer's Guide* (COMPUTE!, 1985).

An advantage of wedging into CHRGET/CHRGOT is that we may choose any keystroke to initiate our function key utility. BASIC calls the CHRGET routine after we have entered text in the direct mode. CHRGET retrieves the characters from the BASIC input buffer and analyzes them. The goal is to have BASIC come to our program before it reaches CHRGET, so that our program can examine the entered keystrokes and intercept the "trigger" key to initiate the HELPKEY utility.

BASIC calls the CHRGET subroutine at RAM address \$380 (hexadecimal values are preceded by \$). The process of wedging into CHRGET requires that we merely insert instructions at \$380 to pay a visit to our program. We will put instructions at address \$380 so that when BASIC calls CHRGET, it actually branches to the portion of our program beginning at address \$131F. Our program duplicates the instructions of CHRGET to get the first character out of the input buffer. Our program will determine if it is the trigger key character to continue with the HELPKEY program. If not, we'll send the computer back to its normal operation.

I chose the <COMMODORE+English Pound> keystroke as the trigger key to initiate the HELPKEY definition program. If that's one of your favorite keystrokes for some other purpose, it is easily changed. The other keystroke used by the program is the <SHIFT+English Pound>. It is used to abort the redefinition of the HELP key without changing its current definition.

One final consideration is that the HELPKEY program should use Kernal routines whenever possible to simplify and to shorten the program.

The PFKEY routine is the only complicated Kernal routine we will use. Before we call this routine (according to the PRG on page 450), the accumulator must contain a zero-page pointer, the X-register must contain the function key number, and the Y-register must contain the length of the string to be assigned to the selected function key.

The zero-page pointer in the accumulator is a one-byte value identifying the zero-page location of a vector. The vector is three bytes long in page zero RAM. It identifies the starting memory address and the bank number where our key-assignment string begins. This makes much more

sense with specific values.

We will store the assignment string in RAM starting immediately after the HELPKEY program. It turns out that this storage area begins at address \$1396. To access program RAM and Kernal ROM we shall specify bank 15.

All we need now are three consecutive zero-page RAM locations in which to store the vector. Page 509 of the PRG lists zero-page addresses \$FA through \$FE as "Reserved for Application Software." That's us! We will (arbitrarily) use \$FB, \$FC, and \$FD to store the vector.

Consequently to specify address \$1396 in bank 15 (\$0F) as the start of our key-assignment string, we will put \$96 into address \$FB, \$13 into \$FC, and \$0F into \$FD in typical "low byte/high byte/bank#" format. We will call PFKEY with \$FB in the accumulator. \$FB points to the zero-page vector. The zero-page vector points to the assignment string location. That is how PFKEY knows where to look for the key-assignment string. (Could it possibly be any more complicated than it already is?)

THE RESULTS

The HELPKEY program was written using an assembler. Refer to HELPKEY.ASM on page 86 for this discussion.

To define the HELP key, press the trigger key <COMMODORE+English Pound> and press <RETURN>. A starting symbol and a steady cursor are displayed, and the characters you now type are displayed and will be assigned to the HELP key. After the last character is typed, press the terminator key which is also the <COMMODORE+

IRS ACCEPTABLE
Double Entry
Accounting System

Bookkeeping Made Easy. . .

THE ACCOUNTANT™

KFS's Preferred* Accounting System Now Includes an
Integrated Construction Accounting Package Written
Exclusively for Commodore 128™

\$149⁹⁵

THE ACCOUNTANT™
Basic Accounting Package

\$199⁹⁵

Combo Package
THE ACCOUNTANT™ plus
THE INTEGRATED
CONSTRUCTION PKG.

Standard Accounting Features:

- General Ledger
- General Journal
- Check Register
- Over 20 Reports Automatically
- Payroll Computation & Write-up
- Payroll Check Writing
- W-2 Printing
- Quarterly Report
- Accounts Receivable "Filing System"
- Customer Statements
- Accounts Payable "Filing System"

Advantages for Contractors:

- Completed Contract or Direct Costing
- Payroll Job Costing
- **FAST** Screen Displays of Current Job Status
- Handles 60 Jobs in Progress
- 3000 Transactions
- 10 Cost Classifications, 50 Phases
- Stores Estimated Job Costs for Comparison to Actual Expenditures

* "Commodore's Microcomputers Magazine, Independent Reviewers,
Rated **THE ACCOUNTANT™** — "#1 in Preference" —
for Commodore 128™ Productivity"

KFS Software, Inc.
1301 Seminole Blvd. #117
Largo, Florida 33540

For C.O.D. Orders Phone:
(813) 584-2355

(FL Residents add 5% Sales Tax)
(All figures in U.S. Dollars)

Reader Service No. 200

AHOY! 23

English Pound>. The HELP key is thereby redefined. To abort the redefinition at any time before the terminator key is pressed, press <SHIFT+English Pound>.

The program is located starting at address \$1300. The first part of the assembler listing (lines 4-12) defines the constants used in the program. The WEDGE code at line 14 sets up the CHRGET bank-select and jump instructions.

Beginning at line 14, we put the STA \$FF01 and JMP \$131F instructions into the CHRGET routine to bring it to the START address of our program. STA \$FF01 selects bank 14 so that routines calling CHRGET from anywhere will be able to find our program in RAM 0. The RTS returns control to BASIC. To install our program, we must first load it into memory. Then we must execute a SYS 4864 (\$1300) to establish the wedge. Once that is done, our program gets a chance to look at each set of keystrokes entered in the direct mode of BASIC.

The code at START updates the BASIC text pointer, then calls CHRGOT to fetch the first keystroke in the input buffer (just as CHRGET would). The first character from the buffer is now in the accumulator when CHRGOT returns to line 32. Line 32 determines whether or not it is our trigger key <COMMODORE+English Pound>, which has an ASCII value of \$A8. If it is not the trigger key, control is transferred to CHRGOT (with a JMP this time) just as if nothing had happened.

Once the trigger key is recognized, the MAIN routine is begun. A flag is checked to see if the computer is in RUN mode or DIRECT mode. Our program will be called

only from DIRECT mode. The registers are pushed onto the stack (good programming practice, whether necessary or not) in lines 38-42. The count of characters in the HELP-KEY definition is zeroed, and RAM bank 15 is selected.

(Just as an aside, that apparently innocuous STA CONFIG in line 45 was the culmination of many hours of head-scratching and debugging. The program worked fine without it only with the 40-column screen. With the 80-column screen, the characters I typed were never echoed by the Kernal routine BSOUT in line 61. The problem was that CHRGOT leaves bank 14 selected. Storing \$00 in the configuration register at \$FF00 selects bank 15, and everything works as it should. The keystrokes are now visible on the 80-column screen.)

The rest of the program is fairly straightforward. The Kernal routine GETIN is in a loop which repeatedly checks the keyboard buffer until a character is found. (It is comparable to the BASIC GET command. Just like the GET command, it does not generate a cursor, unfortunately.) The PRIMM Kernal routine is used in lines 46 and 59 to create the cursor. (We will discuss PRIMM's operation shortly.)

The cursor character \$A4 and a <cursor-left> \$9D are printed. If a key is pressed and if that character is the <COMMODORE+English Pound> terminator, the program branches to DONE. If the character is the <SHIFT+English Pound> abort key, the program branches to QUIT. Before the branch to QUIT, the carry flag is set in line 53. The QUIT routine tests this flag to know whether the key definition was successfully completed.

Any other character causes execution to continue at line 55. The current count of stored characters is retrieved in the Y register. Y is used as an index for storing the current character. Y is incremented and that count value is saved. PRIMM is called to blank the cursor by printing a <space> \$20 and a <CURSOR LEFT>. Finally the Kernal routine BSOUT is called to display the character which is still in the accumulator, and the loop is repeated. BSOUT is comparable to the BASIC PRINT command for one character at a time.

When the terminator key is found, the program branches to DONE. There the zero-page vector, the accumulator, X-register, and Y-register are loaded in preparation for the call to PFKEY. PFKEY assigns the string to the HELP key. At QUIT, the registers are restored from the stack.

At line 79, the carry flag is tested. If the carry flag is reset (cleared), the key definition by PFKEY was successful and the program jumps to CHRGOT to resume normal operation. If PFKEY was not able to redefine the HELP key, it returns with the carry flag set. Likewise if the abort key was detected earlier, the carry flag is still set. In either case, the code starting at ERR is executed.

Here another new Kernal routine PRIMM is called. This is a handy "print immediate" routine. The program must JSR to PRIMM. Immediately following JSR PRIMM is a string of characters terminated by one byte of \$00. These characters (BELL, carriage return, "ABORT", carriage return) are displayed on the default output device (the active screen). Then execution continues at EXIT bringing the computer back to the READY prompt.

A press of the HELP key will now generate the keystroke sequence just defined.

Businesses Need An Edge! Commodore Computer Owners Have One...



SERIAL BOX™

64 K SERIAL PORT PRINT BUFFER

**A SERIAL BOX lets you print one job
while you are working on another.**

**No Waiting... More Computing...
More Output... Good Business.**

ONLY \$99⁹⁵ (suggested list price)

Price Effective March 1, 1987

You can dump 15 pages of text in 2½ minutes

GEOS™ COMPATIBLE

Dealer Inquiries Requested.

CALL 1-800-228-7264 FOR ORDERS AND INFORMATION
IN PENNSYLVANIA CALL (215) 622-5495 OR WRITE:

R. J. Brachman Associates, Inc.
P.O. Box 1077 Havertown, PA 19083

Foreign shipping and handling: Canada/Mexico add \$5.00;
all others add \$10.00.

VISA, MC, Check or Money Orders accepted. C.O.D. add \$2.50
PA residents add 6% (PLEASE ALLOW 4 TO 6 WEEKS FOR DELIVERY)

*FONT FACTORY is a font design utility program.

GEOS is a registered trademark of Berkeley Software.

Prices subject to change without notice.



Reader Service No. 201

CREATING THE PROGRAM

If you have an assembler, you may enter the source code shown in **HELPKEY.ASM** and assemble it. A successful assembly will produce an object code file which you might call **HELPKEY.O**. In BASIC, install the program with the statements

```
BLOAD "HELPKEY.O"
```

```
SYS 4864
```

The **BLOAD** command puts the object code into its proper location in memory. The **SYS** command executes the wedge portion of the program. Press <COMMODORE+English Pound> <RETURN> to define the **HELP** key. Press <COMMODORE+English Pound> again after the key has been defined. Now a press of the **HELP** key should produce the keystrokes you have just assigned to it.

If you are ambitious or don't have an assembler or both, you might enjoy using the monitor to create the object file for **HELPKEY**. To do so, enter the monitor and refer to **HELPKEY.MON** (on page 86). Begin assembling the code at address **\$1300** by typing **A 1300 LDA #\$8D <RETURN>**. This puts your first instruction into memory at **\$1300** and shows you the actual hex values of the code. The monitor automatically shows the next address with an **A** in front of it. You should type **STA \$0380** (or simply **STA 380**; the **\$**'s are optional) and <RETURN> to enter the second line of code. Repeat this process through the **BRK** instruction in line 91.

Ignore any of the numbered lines which don't have instructions on them. You will see that the monitor displays the addresses shown in **HELPKEY.MON** but not the line numbers. The line numbers simply provide a cross reference to the "**HELPKEY.ASM**" assembler listing.

After line 91 has been entered, simply press <RETURN> a second time to leave the assembly mode. If you make a mistake along the way, it is easy to restart at any point. Press <RETURN> until you are out of assembly mode. Then, for example, type **A 138E NOP** to resume at line 85.

You may check your work by entering **D 1300 1396**. Use the <NO SCROLL> key to periodically freeze the display. Before saving this object code, you must patch up the error message characters in lines 83 and 85 through 87. To do this, enter **M 138A**. Move the cursor to the **EA** in location **138A** and replace the following bytes by typing over them:

```
M 138A EA 0D 41 42 EA EA EA 00
should be: 07 0D 41 42 4F 52 54 00
```

When the display is correct, you are ready to save this code in an object file. Enter this command: **S "HELPKEY.O",8,1300,1397** to create an object file called **HELPKEY.O**. Enter **X** to return to BASIC. Then type **SYS 4864** to execute the wedge code. **HELPKEY** is now functional.

Use the **BLOAD "HELPKEY.O"** command described above to reload the program after the computer has been reset or powered up. Don't forget the **SYS 4864** to initialize the program. Note that **RUN STOP/RESTORE** will not

disable either the **HELPKEY** program or the current **HELP** key assignment.

The third way to put the object code into memory and to execute the wedge is to run the BASIC program *Helpkey BASIC Loader* on page 87. Be sure to save it before running it the first time.

You might recognize the hex op-codes from the two previous listings in the **DATA** statements beginning at line 190. These values are **POKE**d into memory and the **SYS** statement is executed when the program is run. The instructions for using the program are then printed on the screen.

A checksum of the data values is tabulated. If you have mistyped a value, the checksum will not be correct, and a **DATA ERROR** message will be displayed. Check and correct the data, then rerun the program until it is right. Resave the program each time before running it.

Hopefully you will find this utility useful. I run it as part of my boot-up program and use it quite often. For example, to put all the colons and quotation marks in the **HELPKEY.ASM** listing, I defined the **HELP** key to be "colon, quote, return." Then in Insert mode (Escape-A) with **AUTO** line numbering, I started at the first line of the assembler listing and pressed **HELP** eighty-eight times. The work to create the utility was repaid in that one application.

You may modify or expand the program as you wish. You might write a nearly identical program to define any of the other function keys. In the monitor, you can examine (and modify) the function key definitions with the com-

Continued on page 37

COMPUTER REPAIR

800-221-7770

AMIGA \$100.00			
 Commodore Disk Drive 1541 2031	\$60.00	 Commodore Monitor 1701 1702	\$60.00
 Commodore SX-64 Portable Computer	\$99.00	 PET 64 VIC 20 64 Computers	\$45.00
 Commodore Printer MPS 801 MPS 803	\$50.00	 Commodore Printer 1526 MPS 802	\$60.00
 MSD SD1, SD2 CBM 128 CBM 1571	\$85.00	 Commodore Computer 8032 8050	\$85.00


commodore
SERVICE CENTER

PARTS

WE BUY ALIVE		MISC. CABLES		PARTS	
64	65.00	REG 6 PIN DIN	3.95	901225-01	11.85
1541	85.00	12' 6 PIN DIN	7.95	901226-01	11.85
8050	150.00	18' 6 PIN DIN	9.95	901227-03	11.85
SX64	150.00	1 EEE TO EEE	19.95	901229-05	15.85
MSD	100.00	1 EEE TO PET	19.95	7701/8701	9.85
APPLE 2E	450.00	POWER SUP 64	24.95	8721	16.85
1526/802	45.00	WICO BAT HANDLE	15.95	8502	9.85
MPS801	35.00	WICO 3 WAY	18.95	825100	13.85
SFD 1001	85.00	WICO BOSS	11.95	6502	3.85
		MEDIA MATE 5	7.25	6532	6.29
		TYMAC CONNECTION	48.95	6520	3.85
		FUJI DSD	8.95	6522	3.85
				6526	14.85
				6567	14.85
				6581	14.85
				6510	10.85
				4184	.99
				74LS629	4.95

5.00 SHIPPING

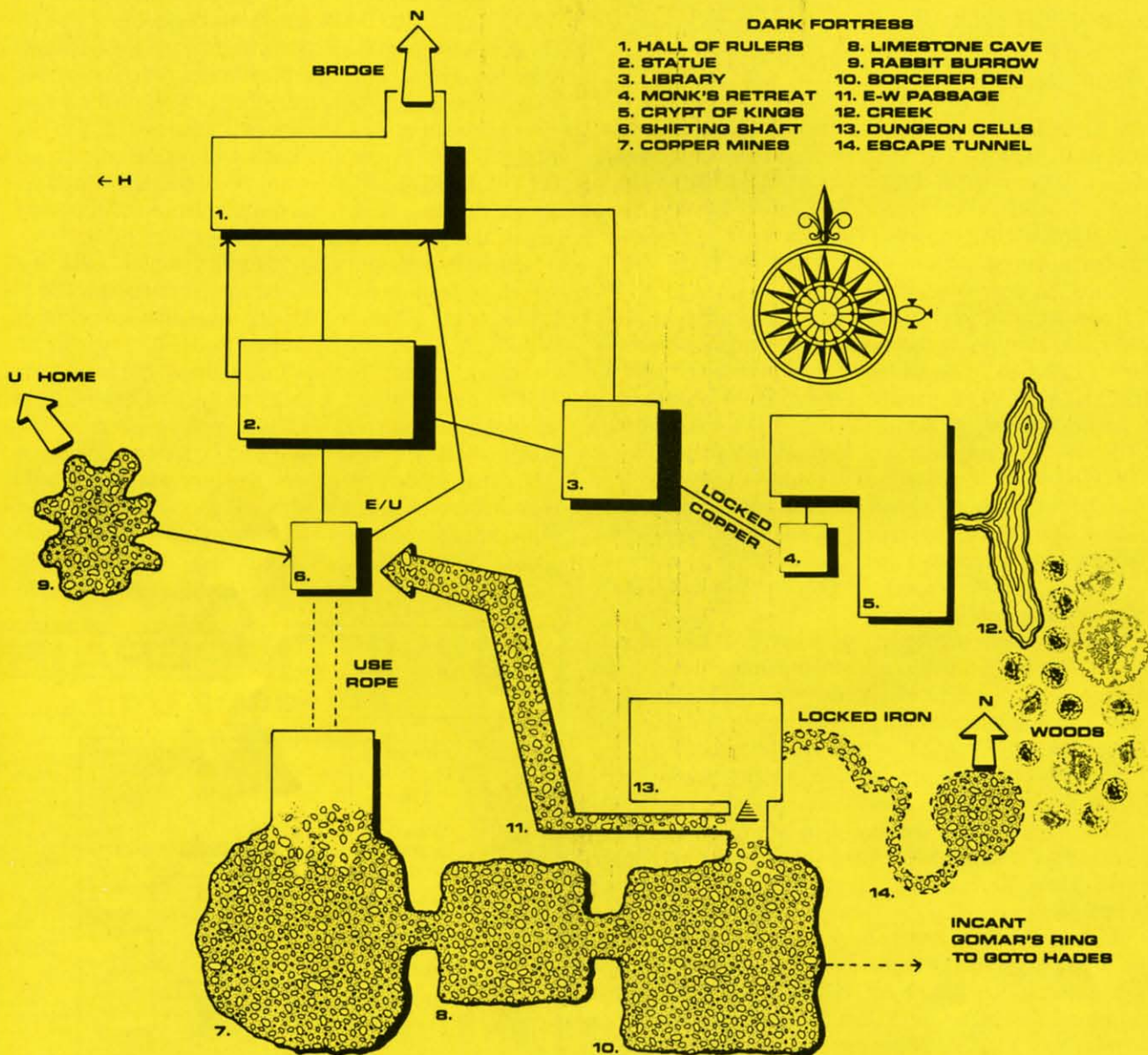
MUST BE COMPLETE T.C ELECTRONICS

800-221-7770 HWY 36 PO 1129

221-7770 HARTSELLE, AL 35640

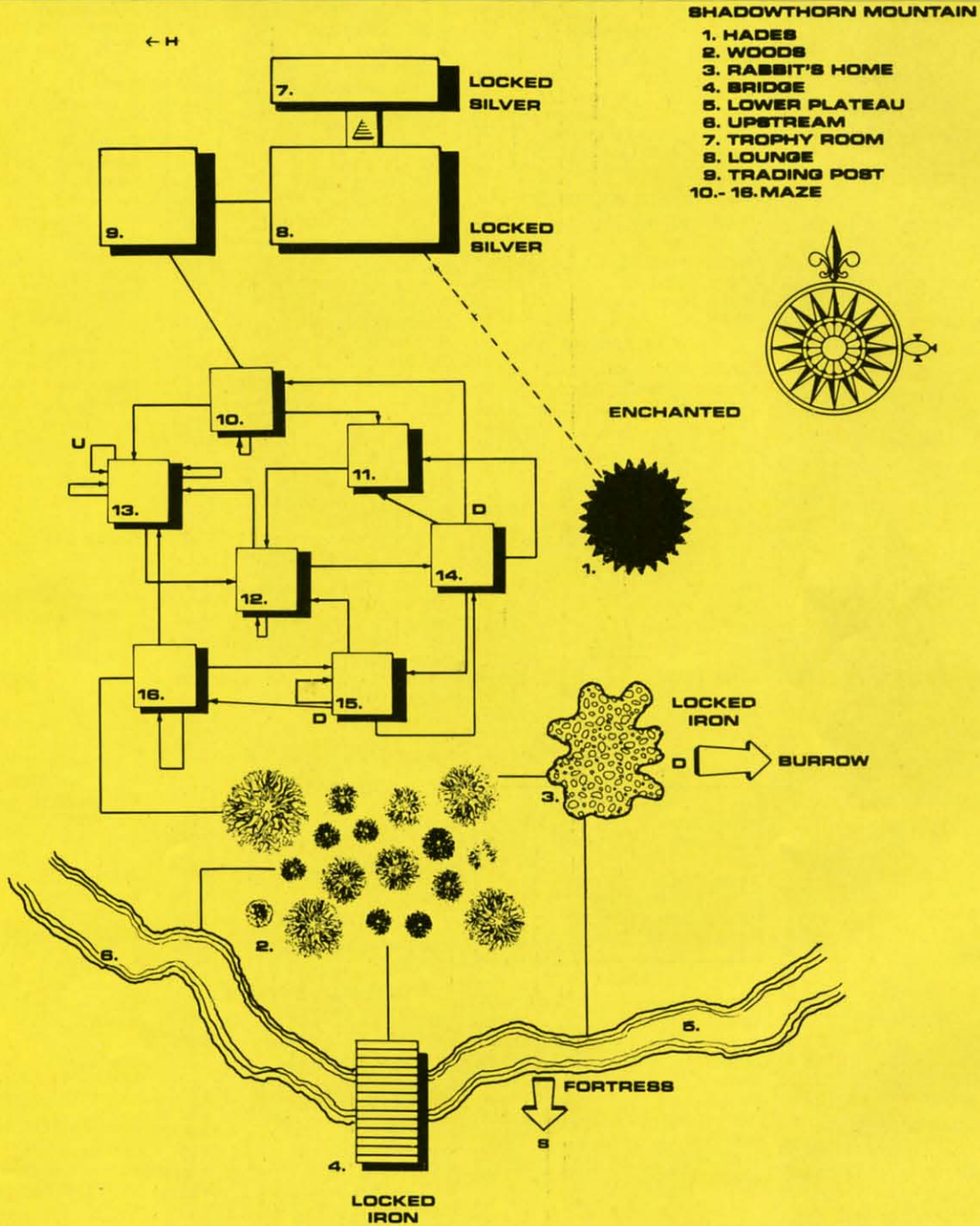
Reader Service No. 202

Master Maps for



DARK FORTRESS, Cleveland M. Blakemore's double screen adventure for the C-128 (January '87 *Ahoy!*), has generated excitement unlike anything we've seen since...well, the same author's *Vault of Terror*, published three months earlier. While we didn't want to make life too easy for you by publishing these master maps concurrently with the program, we feel that anyone still fighting his way through the

DARK FORTRESS



HedgeMaze four months later has earned a little assistance. Rendered to Cleve's specifications by Art Director JoAnn Case, these maps should have lost adventurers out of the woods in no time. Remember that access to certain regions displayed can only be gained by holding a certain object or performing a specified action.

The author and we welcome feedback on any aspect of *Dark Fortress*.

OUR PRICES WON'T BYTE

ABACUS		PRECISION		ACCESSORIES		ACTIVISION	
Basic 128	\$42.95	Superbase 128	\$56.95	WICO Boss Joystick	\$11.50	Alter Ego	\$29.95
Basic 64	29.95	Superbase 64	46.95	WICO Bat Handle		Cross Country Road Race	19.95
Cadpak 128	45.95	Superscript 128	47.95	Joystick	15.50	Mindshadow	19.95
Cadpak 64	29.95	Superscript 64	46.95	WICO Three Way		Murder on the Mississippi	21.95
Chartpak 128	29.95	TIMEWORKS		Joystick	18.95	Rocky Horror Show	18.95
Chartpak 64	29.95	Data Manager 128	\$42.95	Xetek Graphic Interface	54.95	Shanghai	21.95
Cobol 64	29.95	Data Manager II	29.95	Xeket Graphic Jr	34.95	Spindizzy	18.95
Cobol 128	45.95	Partner 128	42.95	RS 232 Interface	34.95	Transformers	21.95
Super C Compiler 64/128	42.95	Swift Calc 128 w/Sideways	42.95	Master Modern	34.95	Tass Times in Tonetown	21.95
Super Pascal	45.95	Swift Calc 64 w/Sideways	29.95	Flexidraw Light Pen	74.95	Gamemaker	24.95
BRODERBUND		Word Writer 128 w/Speller	42.95	Disk Notcher	5.95	Gamemaker Sci/Fiction	14.95
Where in the World		Word Writer 64 w/Speller	29.95	AICP Disks (10)	7.95	Gamemaker Sports	14.95
is Carmen Sandiego	\$21.95	DIGITAL SOLUTIONS		Drive Cleaner	7.95	Hacker II	21.95
P/S Library 1-2-3 ea	15.95	Pocket Filer 128	\$31.95	Disk Storage Case (70)	8.95	Music Studio	21.95
Print Shop	26.95	Pocket Filer 64	24.95	ELA		Aliens	21.95
Print Shop Companion	21.95	Pocket Planner 128	31.95	Bard's Tale	\$24.95	Labyrinth	21.95
Toy Shop	39.95	Pocket Planner 64	24.95	Chessmaster 2000	26.95	Howard the Duck	21.95
P/S Holiday Library	15.95	Pocket Writer 128	31.95	Lords of Conquest	24.95	Portal	25.95
MICROLEAGUE		Pocket Writer 64	24.95	Marble Madness	21.95	EPYX	
General Manager Disk	\$24.95	MICROPROSE		Mind Mirror	21.95	Fast Load	\$23.95
Micro League Baseball	24.95	Conflict in Vietnam	24.95	Moebius	26.95	Multiplan 64/128	29.95
Team Disks	16.95	Crusade in Europe	24.95	Movie Maker	24.95	Programmers Toll Kit	27.95
RIBBON		F-15 Strike Eagle	21.95	Orge	26.95	Vorpal	21.95
Axiom Elite 5 LCD	\$ 5.95	Gunship	21.95	Ultima IV	39.95	World Karate	
Brother 15, 25, 35	5.95	Silent Service	21.95	Ultimate Wizard	22.95	Championship	18.95
Commodore 1525	6.95	Top Gunner	18.95	Bard's Tale II	27.95	World's Greatest	
Commodore 1526	6.95	SPRINGBOARD		Auto Duel	34.95	Baseball	23.95
Epson 185	6.95	Certificate Maker	\$29.95	Scrabble	22.95	Super Cycle	24.95
Epson 85	4.95	Clip Art I	20.95	America's Cup	22.95	World Games	24.95
Epson mx, fx, rx 100	6.95	Clip Art II	24.95	Artic Fox	22.95	World's Greatest	
Epson mx, fx, rx 80	4.95	Clip Art III	24.95	MINDSCAPE		Football	24.95
Gorilla Banana	6.95	Newsroom	29.95	Bop and Wrestle	\$18.95	Movie Monster	24.95
Juki 6000	4.95	Graphic Expander	21.95	Dolphins Rune	18.95	Championship	
Juki 6100	3.95	Certificate Maker #1	21.95	Fairlight	18.95	Wrestling	24.95
Legend 880, 1080, 808	6.95	ACCESS		High Roller	18.95	Destroyer	24.95
MPS 801	6.95	Leader Board	\$24.95	Indoor Sports	18.95	Winter Games	23.95
MPS 803	6.95	L.B. Tournament Disk	14.95	Infiltrator	18.95	FIREBIRD	
OKI 182, 192	9.75	Mach 128	30.95	Halley Project	18.95	Elite	\$19.95
OKI 82, 92, 83, 93	2.25	Mach 5	21.95	Lords of Midnight	17.95	Colossus Chess-IV	21.95
SG 10-15	2.25	10th Frame	24.95	Quake 1	17.95	Frankie Goes to	
(Min. 6 per order)		Triple Pack	14.95	Luscher Profile	18.95	Hollywood	21.95
INFOCOM		HOT SELLERS		BERKELEY SOFTWARE		Music Systems	24.95
Enchanter	21.95	Star Fleet 1	\$29.95	GEOS	\$36.95	Advance Music Systems	49.95
Hitchhiker's Guide	21.95	Commando	21.95	GEOS Fontpak 1	18.95	The Pawn	28.95
Invisiclues ea	6.00	Gato	19.95	GEOS Desk Pack	22.95	Battle of Britain/	
Leather Goddesses		Kung Fu II	19.95	Writer Work Shop	31.95	Battle for Midway	13.95
of Phobos	21.95	Tag Team Wrestling	21.95	Geodex	24.95	ARC of Yesod/	
Spellbreaker	26.95	Strike Force Cobra	13.95	AVALON HILL		Nodes of Yesod	13.95
Trinity 128	24.95	X-15 Alpha Mission	19.95	Superbowl Sunday	\$19.95	StarGlider	24.95
Zork 1-2-3 ea	25.95	DATASOFT		Team Disk	12.95	Tracker	24.95
DATEAST		Alternate Reality	\$24.95	SOLID STATE SOFTWARE		SUBLOGIC	
Commando	\$21.95	Conan	27.95	VizaStar 128	\$79.95	Flight Sim II	\$34.95
Karate Champ	21.95	Crosscheck	19.95	VizaWrite 128	59.95	Football	27.95
Kung Fu Master	21.95	Goonies	18.95	ACCOLADE		Jet	27.95
Tag Team Wrestling	21.95	Mercenary	18.95	Dambusters	\$18.95	Pure Stat Baseball	34.95
GAMESTAR		Mind Pursuit	18.95	Fight Night	18.95	Scenery Disk 1-6 ea	14.95
Baseball	\$21.95	Never Ending Story	18.95	Hard Ball	18.95	Stadium Disk (baseball)	14.95
Basketball 2 on 2	21.95	Gunslinger	19.95	Law of the West	18.95	BATTERIES INCLUDED	
Football	21.95	221B Baker St.	19.95	PSI 5 Trading Comp.	18.95	Paperclip II	\$49.95
		Theatre Europe	21.95	Kill Until Dead	18.95	Consultant 64/128	36.95
				Ace of Aces	18.95	Paperclip w/Spell 64	28.95
				Decptor	12.95		

CALL US TOLL FREE
Orders 1-800-634-AICP Only

Customer Service
718-351-1864
10AM to 6PM
E.S.T.



AMERICAN INTERNATIONAL
COMPUTER PRODUCTS

P.O. Box 1758
 Station Island, N.Y. 10314
 Reader Service No. 180

ORDER INFORMATION
 In stock items shipped within 24 hrs. for prepaid orders (cert. check, visa, mc) C.O.D. Orders accepted, please add \$4.00, must be cash or cert. check ONLY. NYS residents add 8% sales tax. Advertised prices reflect a 4% discount for cash, credit card add 4%. All orders add \$3.50 shipping and handling within the Continental U.S. International orders add \$15.00 shipping and handling. Personal checks allow 2 wks. for clearance. Availability and pricing subject to change without notice. Free shipping in Continental U.S. on software orders over \$150.00. DEFECTIVE EXCHANGE ONLY FOR SAME PRODUCT. Restocking fee on unopened no-defective items returned. Returns accepted within 15 days of shipping date only. All returns require Return Authorization numbers. School inquiries invited. WE DO NOT GUARANTEE COMPATIBILITY.

www.commodore.ca

GRAPHIC WEDGE

For the C-64 By Robert Bixby

Graphic Wedge is a short ML routine which adds 11 commands to enhance graphics capability to BASIC v. 2.0.

Each of the commands is prefixed by the English pound symbol (£):

1) £H switches instantly to the high resolution screen at 24576. Color memory is assigned to the 1024 byte area beginning at 23552.

2) £T returns to the normal text screen beginning at memory location 1024.

3) £C clears the high resolution screen.

4) £P plots on the high resolution screen. The syntax is £PX,Y where X and Y may be variables, formulae, or numbers. The first represents horizontal position, and the second vertical.

5) £E erases a pixel at a given location. Its syntax is the same as £P: £EX,Y.

6) £S saves the screen to disk after asking for a file name.

7) £O loads a screen from disk after asking for a file name.

8) £U moves the entire screen one line of pixels upward. The screen scrolls continuously, so pixels set at the top of the screen will appear at the bottom.

9) £D moves the screen one line of pixels downward.
10, 11) £R and £L scroll the screen to the right and left respectively.

You can use the commands in programs or in direct mode. If you use the commands in a program, you do not have to put colons between them (10 FOR=0TO100:£U£R£D£L: NEXT). However, if you put one of these commands at the beginning of a line, it must be preceded by a colon (10 :£E100,160). The save and load commands (£S and £O) should be used only in direct mode.

PROGRAM ENTRY

First enter GWBASIC. When the program is entered (and a copy has been saved to disk), run the program.

When GWBASIC is run, it will write a machine language file ("GWML") on disk. LOAD "GWML",8,1 and then SYS 49152 and the program begins scanning for your new BASIC commands. If you press RUN STOP/RESTORE, it will have no effect on your program. To disable *Graphic Wedge*, it is necessary to reset the computer (if it is equipped with a reset button) or turn it off and then back on. □

SEE PROGRAM LISTING ON PAGE 95

PANASONIC

1080i — \$199⁹⁵
1091i — \$259⁹⁵

MCS

DISKS

5 1/4 DS/DD... \$.35
3 1/2 DS/DD... \$1.50



BY COMMODORE®
AMIGA™ 1000*
PLUS
1080
Color Monitor

90 DAYS
PARTS
& LABOR

\$850

C.P.U. IS
REFURBISHED

- Future Sound ... \$139.95
- DIGI-VIEW ... \$159.95
- 1080 Monitor ... \$259.95
- Enhancer ... \$14.95

**SIDECAR
GEN LOCK
CALL!**

- 256K RAM ... \$79.95
- 1680 Modem ... \$159.95
- Allegra (512K) ... \$299.95
- Amega (1 Meg) ... \$399.95



NEW LOW PRICES!

- 64C ... \$169.95
- 128 ... \$249.95
- 1541C ... \$179.95
- 1571 ... \$219.95
- 1351 ... \$39.95
- 1670 ... \$119.95
- 1802C ... CALL
- 1902 ... CALL

**CALL US
BEFORE YOU BUY!**

Over 2400 software titles in stock!

NEW! star PRINTERS

NPIO
\$159⁹⁵



- NX10 ... \$199.95
- NX10C ... \$219.95
- NL10 ... \$249.95
- NX15 ... \$319.95

FULL LINE — CALL!

commodore
SFD 1001

1 MEG

\$179⁹⁵

SEIKOSHA SP-1000VC

COMMODORE READY
\$164⁹⁵

NEAR LETTER QUALITY
FRICTION & TRACTOR
100 CPS
SHEET FEEDER



1200 BAUD
FROM **\$88⁰⁰**



2400 BAUD
commodore
Educator 64
\$199⁹⁵
Commodore Compatible



commodore PC101
IBM Compatible

- 512K
- 360K Dual Sided Drive
- CGA Board
- One year warranty
- Parallel Port
- Serial Port
- GW BASIC
- DOS 3.2

FREE Sidekick by Borland
\$699⁹⁵



ORDERS ONLY **800-433-7756**
HOURS: MON-FRI 10:00 a.m. - 8:00 p.m. E.S.T.
SAT 10:00 a.m. - 6:00 p.m.
Customer Service **313-427-0267**
Dealer Inquiries

JOYSTICKS
INTERFACES
OKI-MATE 20

FROM \$ **5.95**
FROM \$ **29.95**
\$184.95

MC/VISA/DISCOVER/C.O.D. — Please include phone number. Dealer inquiries invited, all prices discounted for cash or check. Call for shipping information. All returns are for repair/exchange only, call for auth. Prices and availability subject to change without notice. Offices are not open for walk-in traffic.

Reader Service No. 191

AHOY! 29

COMMODORE 128 OWNERS THE REVISED CLONE ENDS THE SOFTWARE BACK-UP BLUES!

The complete update to the 1571 Clone is now being shipped. Our new manual is almost 50 pages long and explains all aspects. We improved the GCR & Nibble copiers and added a MFM Copy (back up IBM disks on Commodore?). The expansion section has over 50 files. Included is a block editor, auto boot maker, single or 2 side copy, copy to alt. sides, track analysis (sync marks, density, block size, GCR data, Hex data), bulk erase, format, copy & combine files, plus more. Over 25 selections from menus. Use with a 1 or 2 1571 drive system.

STILL ONLY \$49.95

BACKS-UP MOST EVERYTHING

**WE'LL STILL GIVE YOU \$10 TRADE
IFOR YOUR OBSOLETE COPY DISK**



Available from
Micro-W.
DISTRIBUTING, INC.
1342B Route 23
Butler, N.J. 07405
CALL: (201) 838-9027

**\$10 UPGRADE for all
registered 1571 CLONE
MACHINE Owners
VISA • MASTERCARD
DEALER & DIST INQUIRES**

Reader Service No. 184

COMMODORE-64

SOFTWARE-OF-THE-MONTH CLUB®

(division of O.C.S., Inc.)

**We guarantee you'll never again buy useless software for
your personal computer.**

CLUB MEMBERSHIP OFFERS BIG SAVINGS

NO OBLIGATIONS

When you enroll you will

- Keep only the software that you can use. Examine for a full 10 days; if it's not what you want, return it for a full refund.
- Receive discounts up to 30% on your software choices.
- Be eligible for our Bonus Point Plan—additional discounts applied toward purchases.
- Receive our informative monthly newsletter full of helpful tips for getting the most from your Commodore-64.
- Receive notice of Special Sales where you'll save as much as 50% off list.

The Software-of-the-Month Club is Unique.

No minimum purchases are required—no automatic shipments to you.

Enroll now and receive absolutely free Public Domain Software.

Please check ☐ Cassette ☐ Disk

GREAT IDEA! I can't lose. Enroll me now in the Software-of-the-Month Club. I understand there is no obligation. Enclosed is my \$10 membership fee.

☐ Check ☐ Money Order ☐ Bank Card

Name _____

Address _____

City/State/Zip _____

Visa/MC# _____ Expiration date _____

Signature _____

Cut out and mail today to

SOFTWARE-OF-THE-MONTH CLUB
Ohio Computer Services, Inc.
P.O. Box 128723
Cincinnati, Ohio 45212

3

Reader Service No. 183

30 AHoy!

MOONDOG

For the C-64

By James C. Hilty

Some people refer to you as a mercenary, while others look upon you as a futuristic Robin Hood. The truth probably lies somewhere in between. It seems whenever a friendly planet is in danger of alien invasion, you are there with your famous spacecraft, the Moondog.

The peaceful planet Yoma was under attack by two swift alien vessels. You and the Moondog were able to capture these ships and were towing them away with your tractor beam. Suddenly, another attack was launched against Yoma. An entire fleet of alien craft was speeding toward the planet to rescue their two ships. You must defend Yoma!

This is the background for *Moondog*, an arcade game for the C-64. After the title screen the playing screen is displayed. The Moondog is at the lower center of the screen. The two ships you have captured flank you on the left and right. You control left and right movement of the Moondog with a joystick in Port 2. The fire button fires your laser. Once an alien attack ship appears, he begins moving in a random pattern. Your goal is to shoot him as soon as possible without crashing into one of the two ships you have previously captured. If you do not hit the attacking ship fast enough, he will move in and rescue the two captured ships. Suddenly an asteroid storm develops. The asteroids are so dense that your laser cannot destroy them. If one of them hits the Moondog, you are history.

The Moondog has unlimited energy. You may keep your finger glued to the fire button and fire away. However, when you do this, you lose control of left and right movement. Once you start moving in a direction, you continue until you change direction with the joystick. You must stop firing momentarily to do this.

You begin the game with four ships. A ship is lost if you crash into one of the alien ships flanking you, or if an asteroid hits you. A ship is also lost if you take too long to hit an attacking ship. The sooner you hit an attacking ship, the more points you earn.

Your work is cut out for you and the Moondog. This is your most dangerous mission. Are you as good a pilot as rumored? Let's find out by playing *Moondog*. □

SEE PROGRAM LISTING ON PAGE 100

CABLES & ACCESSORIES



6 Ft. Monitor Cable, 5 pindin/2RCA.....	\$8.95
6 Ft. Monitor Cable, 5 pindin/3RCA.....	\$8.95
6 Ft. Monitor Cable, 5 pindin/4RCA.....	\$9.95
6 Ft. Monitor Extension, 5 Pindin, Male/Female.....	\$8.95
6 Ft. 6 Pindin Male/Male.....	\$6.95
9 Ft. 6 Pindin Male/Male.....	\$8.95
18 Ft. 6 Pindin Male/Male.....	\$16.95
6 Ft. 6 Pindin Male/Female.....	\$6.95
6 Ft. Centronics, Male/Male.....	\$14.95
6 Ft. Centronics, Male/Female.....	\$14.95
6 Ft. RS232, 25 Pin, Male/Male.....	\$14.95
6 Ft. RS232, 25 Pin, Male/Female.....	\$14.95
9 Ft. 6 Pindin, Male Rt. Angle/Male.....	\$9.95
12 Ft. Joystick Extension.....	\$8.95
6 Ft. 90° Angle 1541 Powercord.....	\$9.95
7 Ft. Modem Extension Cord (Plug-Plug).....	\$3.95
15 Ft. Modem Extension Cord (Plug-Plug).....	\$5.95
25 Ft. Modem Extension Cord (Plug-Plug).....	\$6.95
Handy Fuse Puller.....	\$1.95
IC Puller (No more poked fingers).....	\$4.95
Hi-Res Stereo Headphones (CD ready, Gold contacts).....	\$8.95
Save your Joystick Ports from damage with this "Y" Port Extender.....	\$6.95

\$ SAVER SWITCH \$

Connects two computers to one printer or disk drive, or share your drive and printer between two computers. Link two printers to one computer. Switch from one device to another. Three 6 pindin female sockets; can be used with most printer interfaces.

\$29.95

SUPER SAVER SWITCH:
4 computers to 1 device

\$79.95



TILT & SWIVEL Power Command Center

- Power control via lighted push-button switches
- EMI filtering
- Surge and Spike protection
- Tilts 12.5 degrees
- Swivels 360 degrees

ONLY \$59.95

The ULTRAVOX Sound System

This system adds an exciting new dimension to all of your sound producing software! 100% stereo sound from your Commodore 64. It even has a built-in amp to power speakers directly.

- No soldering
- Also works on VCR & TV
- 100% External Hardware

WAS \$69.95

NOW \$39.95

ISEPIC \$49.95

The first memory snapshot copier, copies and unprotects many RAM resident Programs. Cartridge and Software Combination. This is a classic.

128 CABLE

Why buy another monitor for your 128? This cable will allow you to use your 1701/1702 monitor with your 128 in 80 column. Save Big Money!

ONLY \$9.95

Note: We do not charge your credit card until your order is shipped. 99% of all orders shipped within 24 hours. All copy programs are for archival copies only. No returns or refunds except for defective product. (Exchange only)

Disk Cleaner \$8.95



HARDWARE & SOFTWARE

DI-SECTOR (Latest Version)

Di-Sect all of the latest software, so much more than a copy program! It has all the copiers you want, plus an incredible file copier, ML monitor, Sector editor, etc. Great manual and parameter copier. (140 Parameters)

\$39.95

SUPERKIT 1541



Single & Dual Normal and Nibbler copiers, file copier, sector editor, GCR Editor, Super Nibbler, Disk surgeon, and Super Dos Fast Loader. This program is becoming the leader with over 425 parameters.

\$29.95

ULTRABYTE (Latest Version)

Copies 99+% of protected software in 2 min. or less. Works with 1 or 2 1541's or 1571's or even with the MSD dual drive. 160 parameters for even hard to copy disks.

\$39.95

COPY II (64/128) (Latest Version)

Copies 99+% of all programs—automatically copies protected disks in only 2 minutes (single drive) or even as low as 1 minute with 2 drives. Max of only 4 disk swaps on a single drive. Works with 1 or 2 1541 or 1571 drives. Includes fast loader & 12 second formatter!

*Also available is COPY II PLUS (Apple), PC (IBM), and MAC (Macintosh)

\$39.95

KRACKER JAX SHOTGUN



The newest Nibbler to hit the market. The Kracker Jax Team has done it. Copies almost all programs without parameters. Order either unloaded or loaded with 32 of the best parameters.

Unloaded **\$14.95**
Loaded **\$19.95**

MSD Dual Cannon

The ultimate MSD copier, it has a Fast copy Dual & Auto Nibbler, will not transfer errors (removes them). This unique File copier will manipulate your disk in only 1 pass. Unique Sector Editor, specifically for MSD, send entire sector to printer, assembled or disassembled. The list goes on (includes 32 parameters) even has onscreen GCR viewing as it copies.

\$34.95

C-128 Cannon

Need we say more. This is the only copier specifically designed for the C-128 in 128 mode! It has everything, full-featured, and action-packed.

- Single or dual 1541 or 1571 drives • Fast copier (data disk or Kracker Jax disks) • File copier (manipulate what you want) • 1581 Fast Copier (3 1/2" drive) • 1581 File Copier (No one else has it) • MFM Copier (Copies IBM & CBM) • Track & Sector Editor (works w/1541/1571/1581) • Error Scanner (Check everything) • Directory editor • 100 parameter • a lot more!

\$34.95

1571 Clone Machine

GCR & Nibbler copier to get those nearly impossible disks. MFM copier to copy IBM disks. Includes a block Editor, auto boot Maker, single or 2 side copy, over 25 selections from Menu's.

\$49.95

KRACKER JAX ★

Strip all protection from your copy. Each disk has between 80 - 100 of the latest parameters. And this is the only program of its kind to eliminate all protection from a protected disk. It's fast, too!

SPECIAL Volumes 1-5 \$19.95 Each

PP&S's COPIER NEWSLETTER: The most up to date newsletter around. Find out what's going on in the world of copiers and copy protection. This is a monthly report on who's doing what and which program does what. Even interviews with the hero parameter writers.

ONLY \$11.95 per year with software purchase
ONLY \$24.00 per year without software purchase

★ STAR-DOS ★ (Now Shipping)

STAR-DOS is a powerful disk drive & C-64 plug in enhancement system. It gives you the power and speed of more expensive computers at minimal cost. Your 1541 will become the Fastest Drive ever: 600-1,000% faster on ALL commands including Sequential, Random, Relative, User, and even the Save Command. Even the speed of various commands & Functions are improved such as New, Scratch, Validate, etc. Adds many features and functions with its own DOS-Wedge. Incredible battery of utilities are included at the touch of a button.

- File Copier • Disk Copier • Mini Word Processor • Built-in ML Monitor • Built-in DiskEditor

Installation: It only takes 5 minutes. Most of it is on cartridge and slides into the expansion port. You just have to insert one chip in the Disk Drive. No soldering. No wires to cut. Nothing to it. It's that easy. STAR-DOS is completely compatible with your entire software library. STAR-DOS is transparent, and can be disabled with a single command.

\$69.95

**RS232
Port
Minitest**
Diagnose RS232
communication
problems. 7 LED
Lights. **\$19.95**

**RS232
Gender
Changer**
Change your port
either way.
Male/Male **\$8.95**
Fem/Fem **\$8.95**

**RS232
Jumper
Box**
Reconfigure your
RS232 port. Fix
mismatched cables.
Plug type. **\$19.95**

**RS232
A/B SWITCH**
25 pins switched,
DB 25 connectors,
high quality push-
button switch. **\$44.95**

**PARALLEL
A/B SWITCH**
36 Pins switched,
female connectors,
gold contacts, high
quality push-button
switch. **\$44.95**

RS232 BREAKOUT BOX
No batteries required, uses power from RS232 signal.
2 color LED's. Reconfigure or solve RS232 problems.
Comes with a DB25 Male and DB25 Female. **\$49.95**



PRECISION PERIPHERALS & SOFTWARE Call TODAY!

P.O. Box 20395
Portland, Ore. 97220

DEALERS and SCHOOLS WELCOME
Add \$2.00 shipping & handling. VISA, M.C.

503/254-7855




Art Gallery Disk Sale

The images on these pages are now available on a monthly disk. Multicolor images are supplied in *Koala* format, while high-resolution images are in *DOODLE!* format. Included are a slide show for easy viewing, along with a bit map dump for your 1525 printer or properly interfaced equivalent. A sample *Art Gallery* disk with slide show and printer dumps is \$10; or send a stamped and self-addressed envelope (business size) for a listing of available *Art Gallery* collection disks. Prices shown are for US and Canada. All others add \$3 per disk. New York State residents please add appropriate sales taxes. Disks may be ordered from Morton Kevelson, P.O. Box 260, Homecrest Station, Brooklyn, NY 11229.

Contribute to Ahoy's Art Gallery

The *Ahoy! Art Gallery* offers the opportunity for fame and fortune to any and all aspiring Commodore artists. Simply send Morton (see address above) your work on disk indicating the drawing package or file format of the images. Inclusion of a self-addressed post card will guarantee an immediate response. All graphics produced on the C-64/C-128 and Plus/4 computers are eligible. In exchange your work will receive the opportunity for display in these pages. All published works will receive royalties based on the monthly *Art Gallery* disk sales. In addition, both published and unpublished images may be included on the various *Art Gallery* collection disks.

Note that the *Art Gallery* is not a contest. Published pictures are selected in an arbitrary and capricious fashion by the *Ahoy!* Art Director based solely on the artistic merit of the individual images.





In a fit of pique with the human race, Art Director JoAnn Case has peopled this month's Art Gallery with animals, both domestic and imported. *Mickey Mouse* was **DOODLED!** by Dale E. Clark (Flint, MI), as was *Eagle* to its lower right. *Doggy*, next right, bears the pawprint of Roger Bischoff (Walbridge, OH). Immediately below it is *Ibex Ram*, generated on *Koala* by Michael Mikottis (Berwyn, IL). Think of it as a graphic representation of computer memory. At the extreme lower left, Gary Preston (Snyder, TX) serves up *Parrot on Blazing Paddles*. Next right is *Window Cats* by Rik Keene (Natick, MA) and **DOODLE!** And finally, catch *Fish* by Pam Wiley (Ft. Worth, TX) on *Koala*.

WALL CRAWLER

For the C-64

By Tony Brantner

Climbing the side of a building might be easy for superheroes and giant apes, but *Wall Crawler* is sure to challenge even the most experienced gamers.

You'll need *Flankspeed* (page 85) to type in and save a copy of *Wall Crawler*. After loading the game from tape or disk, type NEW followed by SYS 49152 to start. The top of the screen shows the remaining lives (you start with three), current score, timer, high score, and level. After the Wall Crawler enters from the bottom of the screen, you'll need a joystick plugged into Port 2 to guide him.

Climbing each section of the building is no simple task. Watch the windows, since they keep opening and closing. If one slams on the Wall Crawler's fingers, or if he tries to climb over one that's already shut, he'll fall to his death.

There are also giant birds to contend with, and flower pots that drop from the top windows, both of which can knock the Wall Crawler off the building. Sounds like a lot to worry about, right? Well, to top it off, there's also a timer to race against. If it reaches zero, down he goes. But




PHOTO: MICHAEL R. DAVILA

if he does make it to the top, you'll be awarded 100 points multiplied by the current level plus whatever is left on the timer. You'll then move on to the next section of the building, which has faster birds, flower pots, and windows. There are 17 levels in all, and you can use the SHIFT-LOCK key to freeze the game. □

SEE PROGRAM LISTING ON PAGE 88

THE GREAT CONNECTION

300/1200 BAUD HAYES® COMPATIBLE MODEM

Get Connected with the NEW TCM-1200H 300/1200 baud Hayes® compatible modem for the Commodore® C-64 and C-128 computers.

Using the same technology and state-of-the-art circuitry that is used in our IBM® PC Half Card modem, the TCM-1200H was designed from the ground up to work with and enhance the C-64 and C-128 computers.

Compatibility - that describes the TCM-1200H. Just plug the connecting cable into the user port and you're all set. No RS-232 interface and no power supplies to plug in. The TCM-1200H derives its power from the computer.

- Compatibility with terminal software. Most of the popular terminal software already have provisions for Hayes type modems, just change the modem type to Hayes and you're ready.
- Compatibility with the popular Hayes "AT" commands. Unlike other so called Hayes compatible modems, the TCM-1200H is fully Hayes compatible.
- Compatibility with the FCC. The TCM-1200H is fully registered and type accepted with parts 68 and 15.



In addition to being a vary compatible modem, the TCM-1200H also offers tone or pulse dialing, speaker with volume control, 8 front panel LED's, two phone jacks, TWO YEAR warranty, a free Quantum-Link starter kit and terminal software with Punter and Xmodem file transfer.

Feature for feature and dollar for dollar, the TCM-1200H is truly the best modem choice for your Commodore C-64 or C-128 computer.

For more information or to order the TCM-1200H, write or call:
Trans Com, Inc. 703-13 Annoreno Dr., Addison, IL 60101

Phone (312) 543-9055

BBS (312) 543-0180

NEW

KRACKER JAX® REVEALED!

THE BOOK

At last—**Kracker Jax** takes you beyond the protection barrier! The secrets of un-protecting software are yours with **Kracker Jax** revealed!

We'll show you exactly how to defeat five different protection schemes encompassing scores of current programs. Our tutorial has twenty specific examples to lead you, step by step, to a new level of knowledge. Here's what you get:

- **Kracker Jax** revealed.
- A reset switch.
- A utility disk.
- 20 parameters on disk.

ONLY \$23.50 COMPLETE!

Orders outside of North America
Please add \$7.50 for shipping and handling.
Please allow two weeks for delivery.


Flash— KRACKER JAX voted "MOST INNOVATIVE COPY PROGRAM OF 1986" by The Guide Magazine!

AND HERE'S WHAT SOME OF OUR CUSTOMERS HAVE TO SAY ABOUT US:

"I really enjoy doing business with you—your attitude is great!" Richard Libby.
"Very impressed with your product—thanks." Larry Lyman, Director, Green Mountain Commodore User's Group.

"I am excited about **Kracker Jax** Revealed—thanks again for the great product & great service." Jerry Pectol.
"Very nice utility—about time someone looked out for us." John Dale, President, Wiregrass Micro-Comp Society.

See our reviews in the Jan. '87 *Ahoy!* and in the Dec. '86 issue of *The Guide*.



ARE YOU CAUGHT UP IN THE COPY PROTECTION ARMS RACE?

DEFEND YOURSELF WITH **KRACKER JAX®**
A REVOLUTION IN ARCHIVAL SOFTWARE!

Kracker Jax is the powerful parameter copy system that is taking the country by storm! What is a parameter? It's a custom program that allows your 1541 or 1571 disk drive to strip all copy protection from your expensive software, leaving you with UNPROTECTED, TOTALLY BROKEN back-ups that can even be copied with a simple fast copier. Each Volume costs \$19.95 and will un-protect around 100 titles. So why pay for backups of programs that you already own?


Check out some of these exclusive features:

- **Kracker Jax** is the BEST program of its kind!
- **Kracker Jax** will back up titles that the nibblers CAN'T!
- **Kracker Jax** requires NO special knowledge to operate!
- **Kracker Jax** strips protection in a matter of SECONDS!
- **Kracker Jax** is priced RIGHT—just \$19.95 per Volume
- **Kracker Jax** is UNPROTECTED—easy to back up!
- **Kracker Jax** updates are available QUARTERLY!

VOLUME FIVE INCLUDES A POWERFUL NEW C64/C128 FAST COPIER!



ALL NEW VOLUME FIVE
VOL. 1-4 STILL AVAILABLE. ONLY \$19.95 EACH!



THE SHOTGUN

Those of you who have used our **Kracker Jax** parameters know just how good they are. Can you imagine the kind of nibbler we could put out? Well, you don't have to imagine it because it's HERE! **THE SHOTGUN**, our new premium nibbler utility, is available two ways:

Whichever version you order, you'll find **THE SHOTGUN** to be loyal to the **Kracker Jax** tradition of more quality for less money.

- **THE SHOTGUN** by itself—offered to you at the unheard of introductory price of only \$14.95!
- **THE LOADED SHOTGUN**—Packaged WITH 32 of the most popular **Kracker Jax** parameters ever created—only \$19.95!

THE MSD DUAL CANNON

MSD owners aren't left out in the cold anymore! The all new **MSD DUAL CANNON** gives you state of the art control over your advanced equipment! You get:

- A **NIBBLER**—for backing up your protected programs!
- A **FILE COPIER**—for easy file maintenance and manipulation!
- A **SECTOR EDITOR**—developed just for the MSD dual drive!
- And a **FAST COPIER**—that WON'T transfer errors—perfect for use with data disk or **Kracker Jax** parameters!

Start getting the full performance that your MSD drives are capable of delivering. You already know you own the finest drives available—so why settle for anything less than the best utilities made for them?

Get the most out of your special equipment—only \$34.95!

ON-LINE HELP

Are you programming in BASIC? Let your C-64 help you! Forget about all those tattered books and charts—just load **ON-LINE HELP** in at the beginning of a session. Then, at the touch of the F1 key, you're given a menu of available help screens to choose from! When you return to BASIC, you're right back EXACTLY where you left off!

ON-LINE HELP gives you 17 screens of info at the touch of a button, including: ASCII character set/POKES/color codes/selected DOS commands/useful memory commands/BASIC keywords, abbreviations, and token values/sound registers/musical notes in all 8 octaves/location 197 last key pressed.

Never waste time hunting for basic information again—only \$19.95

SUPER CAT

If you had the time and skill to create your own custom disk catalog system, the paramount system of your wildest dreams, it probably STILL wouldn't have all the features of **SUPER CAT**! For example: • Catalog up to 640 disk directories—1280 with 2 drives! • Index & alphabetize over 5000 titles—10000 with 2 drives! • Unique ID's are NOT necessary! A printer is NOT required! • Find ANY title in 10 seconds—sort 1000 titles in 8 seconds! • Automatic entry with Selection, Edit, and Cross Ref. options! **SUPER CAT** has literally too many features to fit in here. From the easy, menu driven work screens to the comprehensive output options, **SUPER CAT** is the most powerful and complete disk catalog system available today!

The ultimate software library index system—only \$24.99

THE C-128 CANNON

Here's the package you C-128 owners have been waiting for! The **C-128 CANNON** gives you more power than you ever hoped for! Just look at some of these capabilities:

- **NIBBLER**—Works with single or dual 1571/1541 drives!
- **FAST COPIER**—Great for data disks or use with **Kracker Jax**!
- **FILE COPIER**—Makes file maintenance and manipulation easy!
- **1581 FAST COPIER**—For use with the new high speed 3.5" drive!
- **1581 FILE COPIER**—For high speed file manipulation!
- **MFM COPIER**—Copies unprotected IBM and CP/M disks!
- **T/S EDITOR**—Works with 1541, 1571, and the new 1581 drives!
- **ERROR SCANNER**—Complete with on-screen display!
- **DENSITY SCANNER**—Check for altered densities track by track!
- **DIRECTORY EDITOR**—Alter & organize your disk directories!
- **KRACKER JAX**—You also get 100 of our most popular parameters!

You've seen nibblers alone that sold for thirty-five or forty dollars. And the 100 **Kracker Jax** parameters are a twenty dollar value. Yet the ENTIRE **C-128 CANNON** utility package sells for just \$34.95. Never before has this much power and control been integrated into a single, affordable product. If you own a C-128, you deserve the **C-128 CANNON**!

C-128 owners, this is the package of your dreams—only \$34.95

COMPUTER MART

Need more info? Call or write for our free catalog

Program submissions wanted!
Good Commissions—
National Marketing.

CHECKS, MONEY ORDERS OR VISA/MasterCard.

Mail your order to: Computer Mart, Dept. A
2700 NE Andresen Road/Vancouver, WA 98661
Phone orders welcome: 206-695-1393
Same day shipping/No C.O.D. orders outside U.S.



PLEASE NOTE: Free shipping & handling on all orders • C.O.D. add \$3.00 to total order • All orders must be paid in U.S. funds.

Merlin 128™

Easy to use for the beginner or professional, Merlin 128 is the complete macro assembler system designed specifically for the Commodore 128. Just a few of its features include:

- **Full Screen Editor** for quick and easy 80 column editing.
- **Macro Libraries** for frequently used subroutines.
- **Sourceror** to disassemble binary programs into source files.
- **Relocating Linker** to generate relocatable object code.
- **Local and Global Label** support.
- **Entry and External Label** definitions.
- **Printer** to save assembled listings as ASCII Text files.
- **Altkeys** to create your own keyboard command macros.
- **Keydefs** to define and edit the Function Key definitions.

Merlin 128 comes with many **Sample Programs** you can list and modify yourself, including 1571 Disk Copy, 1571 Disk Zap, HiRes, Swish, RAM Test and more!

\$69.95*

*Plus \$3.00 Shipping. CA Res. add 6% Sales Tax.

See why Merlin 128 is the best macro assembler for the Commodore 128. Ask your local dealer or order today by calling our Toll Free Order Line:

800-421-6526 or 619-562-3670 in CA


Roger Wagner™
PUBLISHING, INC.

10761 Woodside Avenue • Suite E • Santee, CA 92071

Merlin 128 requires a Commodore 128 and at least one 1571 drive or equivalent. Merlin 128 is compatible with Merlin 64 source files.

Reader Service No. 194

Commodore Compatible and only... \$149.00



FSD-1 5 1/4" Disk Drive

Directly replaces the Commodore 1541 disk drive.

The FSD-1 Disk Drive is a versatile and efficient disk drive built for the Commodore series of personal computers. This disk drive is fully compatible with the Commodore 64+ computer and directly replaces the Commodore 1541 Disk Drive.

Special Features

- Runs all C-64 commercial software
- Ready to run right from the box
- Full 6 month warranty
- Heavy duty construction
- Vented metal chassis
- Built especially for C-64 users

Visa & MasterCard welcome. Credit card orders shipped in 24 hrs. Allow \$12.00 shipping and handling. Send mail order with payment to:

ECI

Emerald Component International
Dept. STNE
541 Willamette Street
Eugene, OR 97401
Tel. 503-683-1154

To Order call toll free
1-800-356-5178

COMMODORE 64 is a registered trademark of Commodore Electronics, Ltd.

Reader Service No. 195

ILLUSION MASTER

For the C-64

By **Robert B. Schofield**

Have you ever wanted to hide particular files or programs from prying eyes? *Illusion Master* allows you to make any file name vanish from your disk directory, or make the entire directory vanish if so desired. The program is extremely easy to use, and due to the number of checks and error traps built into the program, very hard to "crash."

DIRECTORY VANISH

The directory is made to vanish by placing the following bytes in position 144-149 of the block availability map (BAM)

\$14, \$14, \$14, \$00, \$00, \$00

Due to the way the DOS converts a directory into a pseudo-program for listing, this fools the DOS into thinking the directory has been read in before it even starts. The \$14s are delete characters which erase the line number 0 given to the disk name when it is in pseudo-program form. The three \$00s signal the end of the program (or pseudo-program in this case) and so terminate the load procedure. The bytes which originally occupy position 144-149 are stored in an unused area of the BAM (position 177-183) so that they can be restored later, causing the directory to reappear.

RESTORE INVISIBLE DIRECTORY

The bytes moved to position 177-183 in the block availability map by the Directory Vanish routine are restored to their original position (144-149), thus causing the directory to reappear.

FILE VANISH

A file is made to vanish by storing the file type in an unused area of the disk directory (position 22 of the file entry) and then performing an ordinary DOS "SCRATCH" command. (This does not erase any data, but changes the file type to "scratched" and frees the blocks allocated by the BAM.) The file type is stored so that the file can be made to reappear without having to query the user for the correct type.


Note: as mentioned in the instructions, an invisible file will be overwritten if another file is saved to the disk, since the blocks have been freed in the BAM.

RESTORE INVISIBLE FILE

This is accomplished by restoring the file type which was stored when the file was made to vanish, and performing an ordinary DOS "VALIDATE" command. □

SEE PROGRAM LISTING ON PAGE 103

IT'S TIME TO GET OUT OF THE DARK.



Open your eyes and see just how many subjects are covered in the new edition of the Consumer Information Catalog. It's free just for the asking and so are nearly half of the 200 federal publications described inside. Booklets on subjects like financial and career planning; eating right, exercising, and staying healthy; housing and child care; federal benefit programs. Just about everything you would need to know. Write today. We'll send you the latest edition of the Consumer Information Catalog, which is updated and published quarterly. It'll be a great help, you'll see. Just write:



**Consumer Information Center
Department TD
Pueblo, Colorado 81009**

A public service of this publication and the
Consumer Information Center of the
U.S. General Services Administration

IMPORTANT NOTICE FOR BUG REPELLENT USERS!

The *Bug Repellent* programs you've been using to type in BASIC programs printed in *Ahoy!* have been replaced. New versions for the C-64 and C-128 appear on page 84 of this issue.

To generate line codes that match those printed in *Ahoy!*, you must type in and use the new *Bug Repellents*.

Why the change? The new programs provide instant error detection and an optional autosave feature. We're sure that the added convenience will more than make up for the time it takes to type the new versions in.

RUPERT REPORT

Continued from page 25

mand M 1000 I0FF. The first ten bytes are values corresponding to the string lengths assigned to each of the keys. (HELP is key number ten. The length of its string is in location \$1009.)

Beginning at location \$100A are the actual characters assigned to the keys. The alphanumeric display at the right of the screen may help you recognize some of the function key assignments. If F1 has a string length of \$06, for example, its definition extends from \$100A to \$100F. The definition for key F2 would begin at location \$1010 and extend for the number of bytes indicated by location \$1001, and so forth.

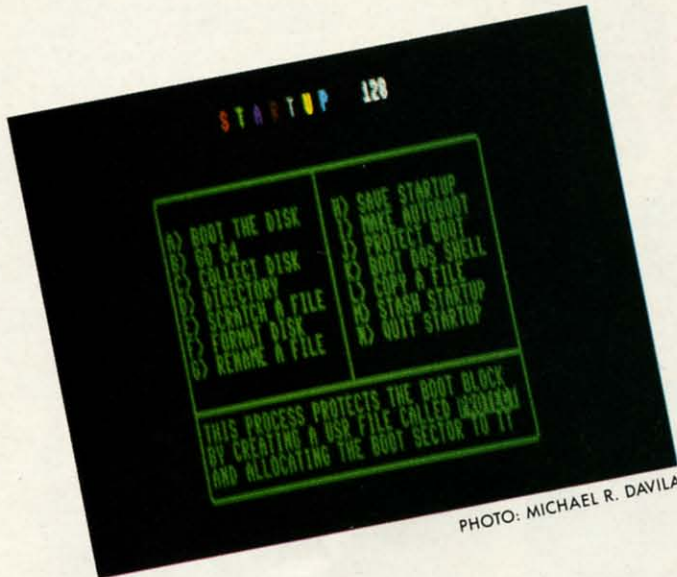
To appreciate the power of the Kernal routines, you might consider rewriting any of the routines we have used. Some may not be too difficult to duplicate, but you would probably agree that there are certainly better things on which to spend your time. Refer to the *Programmer's Reference Guide* for details and examples of all the Kernal routines. Put those Kernal routines to work and you will write a better program. □

SEE PROGRAM LISTINGS ON PAGE 86

STARTUP

For the C-128

by **Michael R. Davila, Michael Kress PhD,**
and **Paul Maioriello**



Startup is a multipurpose DOS utility designed specifically for the C-128. Startup contains all the popular DOS functions, plus a routine which allows you to create autobootable programs on your disk. The program will adjust itself to run in either 40 or 80 columns, depending upon the 40/80 display key being depressed.

The program also contains a unique feature which stashes the program in an area of memory, so that you can load and run any other BASIC program. When you are done with the other BASIC program, press **f1** and **RETURN** to recall Startup. The machine language code which does this (lines 600-630) resides at \$C00-\$C85, decimal 3072-3205. This ML lets the computer act like a RAMdisk, so you can store any BASIC program while you run another. You may implement this routine in any of your favorite C-128 utilities or games.

Startup provides the capability to correctly validate a bootable disk. A bootable disk cannot be validated by the DOS collect command. This is because the autoboot signature (i.e., the "CBM" characters) that identifies the block as bootable lies in the part of the sector where DOS (and the collect command) expects to find the pointers to the next track and sector. The collect command works by reading these pointers in order to determine what blocks should be allocated. The collect option on the Startup menu determines whether or not the disk is bootable by examining the boot sector to see if the "CBM" signature exists. If it does not, it immediately executes a normal collect. If it determines that the disk is bootable, however, it replaces the "C" and "B" with null bytes so that collect will think the boot block is a normal one block long file. After making the change, a normal collect is performed. When the collect is completed, the signature is restored so that the disk will still be bootable.

The Startup program collect routine informs you as it goes through these steps. Note that in order for the solution to be foolproof a dummy directory entry should be created to prevent the boot sector from being marked as available by the collect routine. Startup provides a way to establish this entry by using the Protect option. This option should be used immediately after formatting a new disk. Taken together, these parts of the Startup utility allow you to effectively manage your bootable disks and to validate them without fear of adversely affecting the boot sector.

Type in, save, and run Startup. The program provides instructions when an option is chosen off the menu. We advise you to use a test disk at first, to make sure that you have typed in the program correctly. The program could trash the disk if a mistake has been made. ☐

SEE PROGRAM LISTING ON PAGE 96

CLOCK/CALENDAR

Cartridge for your Commodore 64 or 128 Computer

Combines three most needed functions in a single plug-in cartridge:

- ★ Battery-Backed Clock/Calendar
- ★ Battery-Backed RAM
- ★ Application ROM Capability

Features:

- Crystal controlled clock keeps time in seconds, minutes, hours, day of the week, month and year with auto leap year.
- 8K bytes of battery-backed RAM included.
- Application ROM socket handles up to 128K bytes of application software in EPROM.
- Operating software in ROM included.
- Automatic recognition of computer type (64 or 128) on power-up or reset.
- Maintains power-off, power-on log in RAM for dedicated control applications.
- 30 day unconditional money-back guarantee.

CCSZ Cartridge \$49.95
Shipping & Handling:

UPS Surface (USA Only) \$3.00
Foreign (Air Mail Only) \$13.00

Master Card, Visa, and Amex Welcome

To Order Toll Free 800-421-7731
From California 800-421-7748
Tech Support 916-823-3284



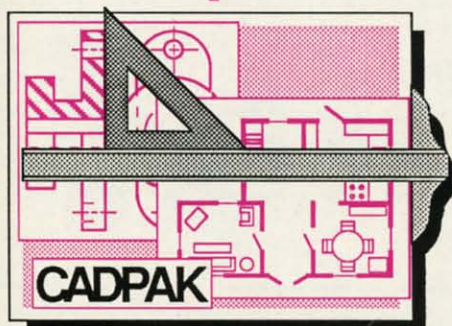
JASON-RANHEIM

1805 Industrial Drive
Auburn, CA USA 95603

Reader Service No. 186

Super Software Hits!

Cadpak




Design pictures and graphics quickly and precisely. Unlike other drawing programs, you can produce exact scaled output on your printer. Design in the units of your drawing problem (feet, miles, meters, etc.) and send hardcopy to most printers. Uses either the keyboard or a lightpen. Two separate work screens—transfer artwork from one screen to the other. Place text in four sizes anywhere in the picture—three extra fonts included: Old English, 3-D and Tech. "Try Again" functions allow you to undo a mistake. Solid or dashed lines, circles, ellipses at any angle, rays and boxes. Save and edit fill patterns, fonts and objects. **Cadpak** is the full-featured design package for your Commodore computer.

for C-64 \$39.95 for C-128 \$59.95

Super C

C is one of today's most popular languages. It's easy to transport C source code from one computer to another. With **Super C** you can develop software or just learn C on your Commodore. **Super C** takes full advantage of this versatile language. Produces 6502 machine code and is many times faster than BASIC. Includes full-screen editor (search, replace and block operations), compiler,



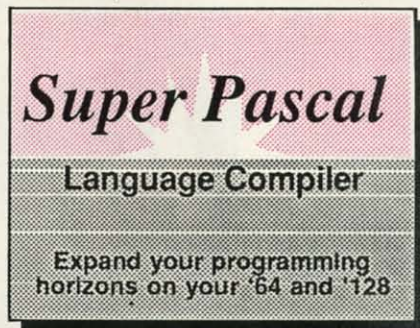
linker and handbook. Combine up to seven modules with the linker. Besides the standard I/O library, a graphic library (plot points, draw lines, fill in areas) and a math library (sin, cos, tan, log, arctan, more) are included. Whether you want to learn C, or program in a serious C environment for your Commodore, **Super C** is the one to buy.

for C-64 \$59.95 for C-128 \$59.95


Super Pascal

Your complete system for developing applications in Pascal. A complete implementation of standard Pascal (Jensen and Wirth). C-64 version has a high-speed DOS (3X) for quick and efficient use. The extensive editor (source included) contains added features: append, search and replace. Assembler included to optionally code in machine language. **Super Pascal** is so capable that it's used in hundreds of schools to teach Pascal. But it can be used for more than just learning Pascal, use it for serious programming. The graphic library (source included) is written in machine language for fast execution. Want to learn Pascal or develop software using the best tool? **Super Pascal** is your first choice.


for C-64 \$59.95 for C-128 \$59.95




Super Book Hits!




Anatomy of the C-64
Insider's guide to '64 internals. Graphics, sound, I/O, kernel, memory maps, and much more. Complete commented ROM listings. 300pp \$19.95



Anatomy of the 1541 Drive
Best handbook on this drive, explains all. Filled with many examples programs, utilities. Fully commented 1541 ROM listings. 500pp \$19.95



Tricks & Tips for the C-64
Collection of easy-to-use techniques: advanced graphics, improved data input, CP/M, enhanced BASIC, data handling and more. 275pp \$19.95



GEOS Inside and Out
Detailed info on GEOS. Add your own applications to GEOS. Edit icons. Constant display clock. Single-step through memory. \$19.95




GEOS Tricks and Tips
Collection of helpful techniques for all GEOS users. Includes source for a font editor and a machine language monitor. \$19.95


Call now for the name of your nearest dealer. Or order direct with your credit card by calling 616/241-5510. Add \$4.00 per order for S&H. Foreign add \$12.00 per item.

Other books and software also available. Call or write for your free catalog. Dealers inquire welcome—2000 nationwide.

Commodore 64 and Commodore 128 are trademarks of Commodore Ltd.



C-128 INTERNALS
Important C-128 information. Covers graphic chips, MMU, I/O, 80 column graphics and fully commented ROM listings, more. 500pp \$19.95




1571 INTERNALS
Essential reference. Internal drive functions. Explains various disk and file formats. Fully-commented ROM listings. 450pp \$19.95



C-128 TRICKS & TIPS
Fascinating and practical info on the C-128. 80-col hires graphics, bank switching. 300 pages of useful information for everyone. \$19.95



C-128 PEEKS & POKES
Dozens of programming quick-hitters. techniques on the operating system, stacks, zero page, pointers, and BASIC. 240pp \$16.95



C-128 BASIC 7.0 Internals
Get all the inside info on BASIC 7.0. This exhaustive handbook is complete with fully commented BASIC 7.0 ROM listings. \$24.95

Abacus

P.O. Box 7219
Dept. H5
Grand Rapids, MI 49510
Telex 709-101 • Fax 616/241-5021
Phone 616/241-5510

...Announcing

THE
COMMODORE USERS

Ahoy Access Club!

FREE
TO ALL
SUBSCRIBERS



An incredible offer from the publishers of Ahoy!...The **Ahoy! Access Club**. The **Ahoy! Access Club** offers members: discounts, rebates, coupons on products and services for your Commodore, a Commodore calendar of events, and much, much more! Members will also receive "The Clipper," an exclusive bi-monthly news bulletin. But the best thing about the **Ahoy! Access Club** is that it's **FREE!** to all Ahoy! subscribers. Subscribe today! and along with your first issue of Ahoy! you'll receive your official **Ahoy! Access Club** membership card...your ticket to super savings and bonuses you can only get from Ahoy! Don't miss out on this fantastic offer. The **Ahoy! Access Club**...if you own a Commodore — this club is for you!

THE COMMODORE MAGAZINE THAT OFFERS YOU MORE

www.commodore.ca

BRAIN GAMES FOR THE WHOLE FAMILY

Three Multiplayer Strategy Games for the Commodore

By Joyce Worley and Arnie Katz

Computer games have come a long way since millions of Americans first experienced the delights of batting a square ball back and forth in *Pong*. Action contests dominated videogaming and, to an extent, the home computer field for several years.


Fortunately, since the typical computerist is already past his or her peak of reflexes and coordination, arcade-style programs aren't the only games in town. When publishers noticed that a steady diet of shootouts and maze-chases had begun to pale on the public, they reacted by widening the variety of their offerings.

One of the most encouraging trends is the proliferation of titles which exercise mental muscles instead of physical ones. At first, virtually all were either adventures or military simulations, but subject matter more suitable for family-social occasions is now on the rise. *Ahoy!* covered several of these "brain games" in the March issue, and there's already a batch of new ones piled next to the Commodore.

Selchow & Righter's Scrabble is unquestionably the world's most popular crossword boardgame. Leisure Genius, a division of Britain's Virgin Games, has produced a computerized version of the non-electronic classic for the Commodore 64/128. Electronic Arts is the distributor.

Scrabble should be especially appealing to the gamer with a shortage of qualified opponents. Though up to four human players can compete, the program can generate up to three robot word wizards for solitaire sessions. The skill of each computer-directed foe can be adjusted on a one-to-eight scale. At the easiest setting, the computer opponent averages a score of 200 per round. This rises to about 400 at level

eight, so *Scrabble* can provide spirited opposition for novices and champions alike.



221B Baker Street: solve 30 cases.
READER SERVICE NO. 165

The disk includes a vocabulary of over 20,000 words drawn from "The Official Scrabble Player's Dictionary" published by Pocket Books. It challenges any words it doesn't have in memory, but it does accept a player's assurance that a proposed placement is admissible.

The computer version adds one element which is absent from the conventional boardgame: clock pressure. Time per turn can be as little as 10 seconds or as long as 9 minutes, 59 seconds.

The attractive electronic gameboard is easy to read, though the special squares are indicated with symbols

Players unclog Quizam's satellite-clogged spacelanes by answering trivia questions on eight levels. Setting #1 is recommended for multiplayer games.

READER
SERVICE NO. 166

Featured This Month:

Brain Games for the Whole Family	41
Games: From Dream to Disk ...	44
Ogre	47
Iwo Jima 1945/Falklands 82 ...	48
Desert Fox	48

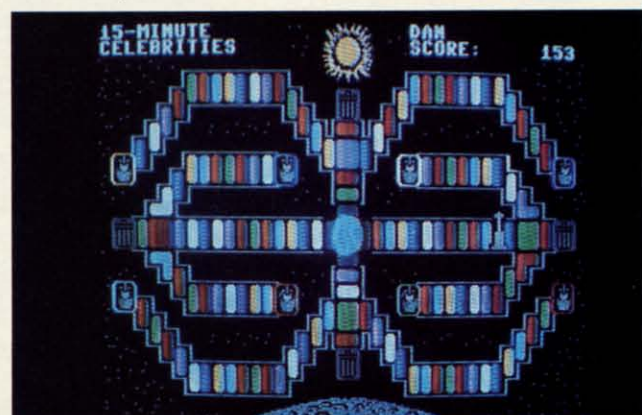
rather than words. The bonus squares are double letter, double word, triple letter, and triple word.

At the start of each turn, a menu offers eight options. These include juggling the tiles on the rack, picking a new set of letters, passing a turn, or getting a "hint" word to break a mental logjam.

It takes a fair amount of keyboard manipulation to position a word, but the process is easily learned. The player types in the word, hits RETURN, and then uses the cursor keys to position the first letter of the entry on the appropriate space. One further keystroke tells the program whether to display the word horizontally or vertically.

Scrabble fanatics who have a bountiful supply of willing and able competitors at hand don't really need a computerized version. But for those who can't find enough opponents of equivalent skill, this disk is like manna from heaven.

Another computer program based on a boardgame is *221B Baker Street* (Datasoft). Steven Duboff, Jeff Harth, and John P. Sohl have transported Jay Moriarty's 1976 creation to the Commodore with sensitivity and fidelity. It's so true to its inspiration that players "roll" an electronic die to see how far





LYCO COMPUTER Marketing & Consultants

TO ORDER
CALL TOLL FREE
1-800-233-8760

in PA
(717) 494-1030
or send to
Lyco Computer
P.O. Box 5088
Jersey Shore, PA 17740

CUSTOMER SERVICE
(717) 494-1670

HOURS

Mon. - Thurs. 9AM-8PM
Fri. 9AM-6PM
Sat. 10AM-6PM



RISK FREE POLICY

In-stock items shipped within 24 hrs. of order. No deposit on C.O.D. orders. Free shipping on prepaid cash orders within the continental U.S. Volume discounts available. PA residents add sales tax. APO, FPO and international orders add \$5.00 plus 3% for priority mail. Advertised prices show 4% discount for cash, add 4% for Master Card and VISA. Personal checks require 4 weeks clearance before shipping. We cannot guarantee compatibility. We only ship factory fresh merchandise. Ask about UPS Blue and red label shipping. All merchandise carried under manufacturer's warranty. Return restriction applicable. Return authorization required. All items subject to change without notice.



ACTIVISION

Portal	\$26.95
Titanic	NEW!
Labrynth	\$22.75
Aliens	\$24.75
Hacker	\$18.75
Hacker II	\$20.75
Little People	\$20.75
Game Maker	\$24.75
Music Studio	\$22.75

SPRINGBOARD

Newsroom	\$32.75
Clip Art 1	\$18.75
Clip Art 2	\$24.75



Colossus IV	\$21.95
Elite	\$19.95
Frankie Goes Holly	\$19.95
Pawn	\$26.95
Talking Teacher	\$24.95
Tackler	\$31.95

UNISON WORLD

Art Gallery	\$15.95
Art Gallery 2	\$15.95
Print Master	\$22.95

HI TECH

Card ware	\$6.75
Heart ware	\$6.75
Party ware	\$9.75
Ware with all	\$12.95
Holiday paper	\$8.95

Broderbund Software

Printshop	\$25.75
Graphics Lib. EA	\$15.75
Print shop paper	\$12.75
Bank st writer 128K	\$32.75
Carmen Sandiego	\$22.75
Karateka	\$18.75
Print shop comp	\$22.75
Science kit	\$35.75

TIMEWORKS

Data Mgr	\$44.95
Swiftcalc	\$42.95
Wordwriter	\$42.95
A/ Payable	\$35.95
A/ Receivable	\$36.95
General ledger	\$36.95
Inventory	\$38.95

MicroProse

Acrojet	\$19.95
F-15	\$21.95
Gunship	\$27.95
Kennedy Approach	\$19.95
Silent Service	\$22.95
Solo Flight	\$19.95
Top Gunner	\$19.95

Xetec, Inc.

Font Master II R4	\$32.95
-------------------	---------



Micro L. Baseball	\$24.95
General Mgr	\$24.95
Stat Disk	\$17.95
'86 Team Disk	\$14.95
Wrestling	\$NEW

SSI

Gemstone Healer	\$18.95
Gettysburg	\$36.95
Kampfgruppe	\$36.95
Phantasia 2	\$24.95
Ring of Zelfin	\$24.95
Road War 2060	\$24.95
Shard of Spring	\$24.95
Wizard's Crown	\$24.95

EDUX

Movie Monster	\$24.75
Vorpol Kit	\$15.75
Fast Load	\$24.75
Summer Games II	\$24.75
Super Cycle	\$24.75
World Games	\$24.75
Football	\$24.75
Multi-Plan	\$24.75
Winter Games	\$24.75

subLOGIC

Jet	\$31.95
Scenery Disk	\$17.95
Flight Sim II	\$31.95
Football	\$25.95
Baseball	\$31.95
Night Mission Pinball	\$21.95

ACCESS

Leaderboard	\$24.95
MACH-5	\$23.95
MACH-128	\$29.95
10th Frame	\$14.95
Exec Tournament	\$13.95
Tournament 1	\$14.95
Triple Pak	\$14.95

BATTERIES INCLUDED

Consultant	\$32.95
Paperclip w/spell pk	\$32.95
Paperclip II	\$(NEW)

ACTIVISION

Enchanter Trilogy	\$49.75
Game Maker	\$31.75
Leather GAMES	\$25.75
Term Paper	\$35.75
Champ Basketball	\$26.95
Champ Golf	\$NEW

Broderbund Software

Airheart	\$22.75
Ancient Art of War	\$25.75
Print Shop	\$30.75
Print Shop Comp	\$25.75
Carmen San Diego	\$28.75
ON Balance	\$62.75
Bank St. Writer	\$43.75

SSI

Battlegruppe	\$38.95
Colonial Conquest	\$25.95
Gettysburg	\$35.95
Phantasia	\$25.95
Shard of Spring	\$25.95
Wizard's Crown	\$25.95

MicroProse

Crusade in Europe	\$24.95
Decision in Desert	\$24.95
F-15 Strike Eagle	\$22.95
Silent Service	\$22.95

WE STOCK OVER 5000 SOFTWARE TITLES!

LYCO'S COMPUTER SPECIALS!

COMMODORE PC10-1

PERSONAL COMPUTERS




Features:

- ★ 512 KB
- ★ Single Disk Drive
- ★ PC-XT Compatible
- ★ MS-DOS 3.2

SALE \$749

FULL
MANUFACTURERS
WARRANTY!

PC 10-2 Dual Drive \$899



100%
IBM
Compatible

\$699

**BLUE
CHIP**

- ★ 512k RAM
 - ★ 1360k DRIVE
 - ★ 1 Yr. Warranty
- CALL FOR PACKAGE SPECIALS


1-800-233-8760



Lyco Computer is one of the oldest and most established computer suppliers in America. Because we are dedicated to satisfying every customer, we have earned our reputation as the best in the business. And, our six years of experience in computer mail-order is your assurance of knowledgeable service and quality merchandise.

SAVE ON THESE IN STOCK PRINTERS!

SEIKOSHA



SP-1000VC-\$154

- 100 cps Draft Mode
- 20 cps NLQ
- Direct Connect C-64/128
- 2-year Warranty

INTERFACING CARDCO

G-WIZ\$39.95
Super g\$49.95

XETEC

Super Graphix.....\$64.95
Super Graphix Jr.....\$45.95

DSI

PPI.....\$44.95

TYMAC

Connection.....\$49.95

STAR MICRONICS

NX-10C\$209
NL-10\$209
NX-10\$195
NP-10\$169
SD-10\$259
NB-15\$889
ND-15\$429
NX-15\$339
NR-15\$529
NB24-5\$729

EPSON

LX86\$205
EX-800\$355
EX-1000\$579
LQ-800\$449
LQ-1000\$659
FX-286e\$519
FX-86e\$369

JUKI

Juki 6100\$399
Juki 5510\$435
Juki 6300\$739
RS-232 serial board.....\$55

SILVER REED

EXP 420P\$209
EXP 600P\$539
EX 800P\$499

SEIKOSHA

SP-1000 VC (C-64)\$154
SP-1000 AP APIIC\$179
SP-1000 ribbon\$8.50
SP-1200 AS\$195
SP-1200 AI\$195
BP-5420\$1075
BP-5420 ribbon\$12.50
BP-5300 AI\$549
Color Kit\$119
1300 AI\$369

PANASONIC

1080i\$195
1091i\$269
1092i\$335
1592\$399
1595\$499
3131\$259
3151\$379
1080 AP\$239

CITIZEN

120-D\$179
MSP-10\$285
MSP-15\$385
MSP-20\$325
MSP-25\$485
Premier 35\$469

TOSHIBA

321-P/S\$479
351 sheet feeder\$529
341E\$729
P351 model 2\$CALL

LEGEND


808\$159
1080\$199
1380\$229
1385\$289

DIABLO

D25\$519
635\$799
D-80\$1029

OKIDATA

Okimate 20\$129
Plug n print\$CALL
120 NLQ\$209
182\$245
192+\$365
193+\$559
292 w/interface\$539
293 w/interface\$679



1-year warranty

NX-10 \$175.00

with purchase of printer stand
Limited offer

DISKETTE	MAXELL	5 1/4	3.5	DISKETTE
SSDD	\$9.99	\$16.99	
DSDD	\$12.99	\$23.99	
DISKETTE	BONUS	SSDD	DSDD	DISKETTE
SSDD	\$6.99	—	
DSDD	\$7.50	—	
DISKETTE	SKC	SSDD	DSDD	DISKETTE
SSDD	\$8.50	\$14.99	
DSDD	\$9.50	\$16.99	
DSHD	\$16.99	—	
DISKETTE	VERBATIM	SSDD	DSDD	DISKETTE
SSDD	\$9.99	\$16.99	
DSDD	\$12.99	\$24.99	

Call for generic diskette pricing!

commodore HARDWARE

C128 Computer ... \$CALL	1802 Monitor\$185
1571 Drive.....\$229	C1700 RAM.....\$109
1902 Monitor\$285	C1750 RAM.....\$169
64C Computer\$175	C1351 Mouse.....\$39
1541C Drive\$185	1670 Modem.....\$99

MONITORS TEKNIKA

MJ-305.....\$309
MJ-503.....\$529

ZENITH

ZVM 1220 Amber.....\$89
ZVM 1230 Green.....\$89

THOMSON

4120 RGB Composite.....\$NEW

DRIVES INDUS

GT (C64)\$179

BLUE CHIP

5.25 Drive.....\$149
128 Drive.....\$199

MODEMS SUPRA

1064\$49.95

AVATEX

1200\$89.95
1200hc\$119.95

commodore **C-128** Full warranty applies.

SYSTEM SPECIAL

- Commodore C128 computer
- 1571 Disk Drive
- 1902A Monitor

REG. \$999
SALE \$759



- ★ 120 cps Draft Mode
- ★ 24 cps NLQ
- ★ Word Process
- ★ Friction Feed

2-year warranty

1080 i
\$195.00

Panasonic
Industrial Company



they can move. The computerized mystery for one to four participants is even better on the monitor than it was on the tabletop. Speech synthesis and outstanding animated graphics enhance an already appealing game. Players take the roles of Sherlock Holmes, Dr. Watson, Irene Adler, and Inspector Lestrade in a lighthearted competition to solve one of 30 cases.

Simulation-happy gamers must shift mental gears if they want to enjoy *221B Baker Street*, since the play features are symbols, not representations, of reality. For example, any sleuth may "lock" a location with a badge, making its clues inaccessible to rivals with keys. There is no rational reason why locking a location should use up a badge, forcing the player to return to Scotland Yard to get a new one, nor is there a realistic explanation for the fact that Lestrade should already have a badge.

Guess what? It doesn't matter. These are mere trappings. What counts is that *221B Baker Street* is a clever and cap-

tivating strategy game. The players ramble around London, checking for clues in 16 major locations. The clues are given in code, so detectives are spared the annoyance of constantly turning away from the screen to avoid seeing privileged information.

There are 20 possible codes, four lettered groups with five numbered subgroups each. The program assigns each detective a letter and number at the start of the game. The player may change numbers during play to throw opponents who break the original code off the scent.

The gamer collects clues to reach the solution. To win, the player must return to *221B Baker Street* with a badge. The sleuth checks his/her hypothesis while rivals avert their eyes. If the answer is correct, everyone gets to watch the case's solution screen which eloquently explains the reasoning which led to the conclusions. A rating screen gauges the winner's ability, based on how many clues it took.

Players can try to break their opponents' clue codes, lock locations, use secret tunnels, hire a cab, or change their own clue codes. It often takes a trip to a specific location to take advantage of an option. This keeps things moving at a brisk pace, as sleuths rush around the multiscreen, pseudo 3-D perspective playfield.

The documentation is informative and a joy to read. It interweaves apt quotes from the Arthur Conan Doyle stories with concise descriptions of each of the salient points in the routine of play. Because the editors paid rigorous attention to paragraphing and the use of boldface, it's simple to find major topic headings quickly even in the middle of a hot game.

The computer version of *221B Baker Street* is a magnificent strategy game; not only one of the best titles of this young year, but a true classic disk.

Quizam! (Intersel, distributed by Electronic Arts) has never been a boardgame. In fact, many of its features


GAMES: FROM DREAM TO DISK

How Computer Entertainment Software Is Designed

By Arnie Katz and Bill Kunkel

The role of the computer game designer has changed, often radically, several times since the early 1970s. The latest revolution is underway right now, and the so-called Producer System has already had a profound effect on the games we play on the Commodore 64/128 and other systems.

During the videogame era, 1978-1982, game authors were "those 20-year-olds with the Mercedes 300 SLs." The description isn't far off the mark,



Digitized images of Hulk Hogan and foes were source of the graphics in MicroLeague WWF Wrestling. Because the raw digitizations were rough, artists used Paintworks to smooth out the crowd scenes, main figures, and ring ropes.

could never exist except inside a computer. What parlor game could offer a choice of eight boards?

Like all trivia contests, *Quizam!* has a couple of thousand esoteric questions. What makes it superior to other electronic and non-electronic titles is that it is, trivia aside, a much more entertaining and detailed game. Too often, the quiz authors are more knowledgeable about trivia than gaming. Dan Skelton knows gameplay as well as he knows his facts, so *Quizam!*

As befits a product from space-minded Interstel, *Quizam!* has a science fiction theme. There are many satellites clogging the spacelanes, but removing them has proved difficult. The computers on the artificial moonlets have all malfunctioned and now ask for trivial facts instead of access codes. The players are theoretically preparing to deactivate the satellites by practicing on a computer simulation of the situation.

Players capture satellites by answer-

ing trivia questions. To receive credit for a captured satellite, the player must convey it to a disposal station.

The option screen allows the players to adjust the number of participants, the difficulty, the length of the session, the type of command control device (joystick, keyboard, or paddle), and the gameboard.

There are eight levels of difficulty. Setting #1 is recommended for multiplayer games, while the higher levels are more appropriate for solitaire sessions.

The joystick control system is fairly ingenious. Arrows appear next to the four possible answers to each *Quizam!* question. Pushing the stick in the corresponding direction enters the choice. The keyboard control scheme utilizes the "f1-f7" keys and is best suited for solo play.

How fast a player answers a question governs how many spaces his or her gamepiece moves that turn. A shrinking bar on the screen helps play-

ers time their answers so they can land on desirable squares by exact count.

In the long run, *Quizzer* is the most valuable feature of *Quizam!* This module allows the user to enter new questions. Any trivia buff can turn mastery of little-known facts into a playable game with surprising ease. The documentation contains an extensive explanation of *Quizzer* which should allow most computerists to start entering questions immediately.

No one would contend that computer games are automatically better than non-electronic ones. Everyone has played too many bad computer games to say something like that seriously. By the same token, the computer frequently makes games more enjoyable by assuming a lot of bookkeeping and number-crunching chores which many people do not enjoy. This is certainly true for all three of the programs discussed in this article. So the next time you're looking for some family fun, leave that boardgame in the closet! □

at least with regard to the more successful ones. Virtually immune to the inroads of piracy, hit videogame cartridges sold millions of units and earned their creators six- or even seven-figure royalty checks.

Videogames were relatively simple programs compared to the current crop of computer entertainment. They often contained no more than 2K or 4K of code. The game machines had rudimentary sound and crude visual resolution. One person could, and did, do the whole job from conception to finished product. It doesn't take a modern Mozart to string together a few beeps and boops for sound, or a Rembrandt to draw a tiny spaceship using two parallel lines with a circle in the middle.

The main difference between the videogame designer of 1981 and the computer game author of two years later is that the latter can't afford the Mercedes. A hit computer game sells 100,000 copies, though a few have done much better, and the royalties on that won't land anyone on "Lifestyles of the Rich and Famous."

Although the first popular 6502-based computer, the Apple II/II+, was miles ahead of videogame machines,

the sound was puny, and the graphics didn't have sprites. Perhaps more importantly, Apple owners didn't have high expectations for software. Like virtually all the designers of the 1980-1984 period, most Apple users were hackers or computer science students. They viewed a game program as the fruit of one experimenter's research into the mysteries of the microprocessor.

The introduction of the Commodore 64 struck a major blow at the single-author system of game design. The SID audio chip opened the way for truly impressive sound effects and music. Publishers quickly learned that creating extensive background music was beyond all but a few of the programmers who had stuck a few simple notes into their games.

The obvious solution: bring in a computer music expert who could maximize the audio. Russell Lieblich, the Jazz Scats, and other computer composers proved that a talented specialist could significantly enhance the finished product. Unfortunately, the same person who could write an original sonata couldn't necessarily invent the rest of the game.

Electronic Arts, started by Apple alumnus Trip Hawkins, is based on the

premise that no single game author can match the overall excellence which a team of specialists can provide. The high quality of EA releases, in turn, fueled computerists' expectations.

Activision is another publisher which has capitalized on the Producer system. Instead of trying to turn a musical marvel like Lieblich into a well-rounded game designer, Activision has let him provide the sound for a wide range of games, including 1986's *Howard the Duck*. Similarly, David Crane is now a designer and project supervisor rather than a do-it-all game auteur as he was during his videogame days.

Designing Today

Today, virtually all entertainment software publishers employ some variation of the Producer system. Some have in-house staffs, other rely on outside design and programming houses, but no major publisher relies on "over the transom" submissions from one lone programmer/designer. Every company wants to find diamonds in the rough, but the smart ones know that the supply of windfall programs is limited and growing more so.

A computer game is like a child. While no two grow up precisely the

same way, there are many similarities in their development. Let's follow one game, *Micro League Sports Association's MicroLeague WWF Wrestling*, from start to finish to get an idea of how it's done.

There are nine steps in the design of a game. These are Concept, Proposal, Design, Programming, Graphics, Testing, Fine-Tuning, Documentation, and Publication.

Before anything else can happen, someone must come up with a concept. The proposal first saw the light of day in late 1985 during one of Subway Software's weekly design meetings. The team (Bill Kunkel, Joyce Worley, and Arnie Katz) generally spends Friday afternoons tossing around ideas for new computer games.

Wrestling looked like a good bet for Subway. The partners were familiar with the subject matter, and thought they could do a game which evoked enough ring glamor to be successful.

The next step is to prepare a proposal. This document of three to ten pages

outlines the program for prospective publishers. A proposal describes the theme of the program, the format, the anticipated memory and audiovisual requirements, the routine of play, the most striking features, the market potential, and the competitive situation with regard to other computer software titles. There's frequently a biography of the members of the design team.

The first company which looked at the proposal for the wrestling game bought the idea. Because our example is real, not ideal, the deal didn't pan out.

But then *Micro League Sports Association*, best-known for its statistical baseball simulation, took the bait in mid-1986. The Delaware-based concern signed the usual advance-against-royalties contract, and Subway Software polished and submitted the design specification. The agreement divided the project into stages, with a payment due upon completion of each milestone. So Subway collected a payment on signing, and collected a second when the team submitted the specs.

The design specifications document is crucial to the proper development of a game. It tells the programmer, graphic artist, sound expert, and others who will implement the concept exactly how everything is supposed to work. The 30-page report on *MicroLeague WWF Wrestling* defines the program as a joystick- or keyboard-controlled action strategy simulation which will be simultaneously developed on the Commodore 64 and the Atari ST.

The document covers the routine-of-play, runs through the procedure for calculating the result of each interaction between the wrestlers, elaborates the proposal's descriptions of audio and visual effects, and provides formulas to regulate all variables. The design specifications for an adventure would also include a step-by-step explanation of all plots and subplots, descriptions of objects which the protagonist can manipulate, and a map which shows all locations in the game.

A development meeting which involved Subway Software, executives at MLSA, and the director of the in-house programming staff proved pivotal in the development cycle. The publisher suggested some changes, announced its in-

tention to bid for a license from the World Wrestling Federation to use its grapplers, and decided to ease the strain on its own resources by finding an outside group to work with Subway Software.

Two programming houses offered proposals. Both were good, but Riedel Software Associates submitted a bold scheme to use digitized video images of Hulk Hogan and his foes. Mike Riedel, who had previously designed *Spy Vs. Spy* and *Spy Vs. Spy II* (Accolade), had a data compaction technique which squeezed enough short animations onto a disk to illustrate two or three matches, plus interviews, ring entrances, manager interference, and other features. RSA produced a short animated demonstration disk which showed a digitized action sequence and a static (non-animated) demo disk of a Hulk Hogan interview scene. They got the contract, and Subway Software revised the design specs to allow for Riedel's innovative graphics.

Things proceeded on several fronts during the late summer. MLSA negotiated a licensing contract with the WWF. Titan Sports asked for, and got, a hefty slice of the royalty pie in exchange for the right to feature Hulk Hogan and unspecified rulebreakers in a computer game. Titan also agreed to provide the raw video for the digitized graphics.

The WWF wanted to choose the matches for the Game Disk. Subway Software prepared a proposal for MLSA's Paul Kelley and the WWF's Dick Glover to discuss. A major limitation is that the video-based graphics can only portray pairings which have actually taken place, preferably several times. This eliminated rising stars like Jake "The Snake" Roberts, who had not fought Hogan yet. A follow-up teleconference finalized the specific holds for each of the matmen.

Subway Software worked on the details of the "Game Disk," while Riedel Software Associates put together a programming group and refined the digitization process. When MLSA approved the "Game Disk" specifications, triggering payment of another portion of the advance, it was time to move to the implementation phase.

When most computer games were

Keep Your Collection Looking Shipshape with **Ahoy!** Binders



Don't be caught at sea the next time you need valuable programming information from a back issue of *Ahoy!* Our official binders turn a year's worth of *Ahoy!* into a textbook on Commodore computing! These quality-constructed binders use metal rods to hold each magazine individually, allowing easy reference to any issue without removal. Sporting a navy blue casing with a gold *Ahoy!* logo imprinted on the spine, these binders will be the pride of your computer bookshelf.

To order, send \$12.45 (US funds) for each binder desired to:

Ahoy! Binders
45 West 34th Street—Suite 407
New York, NY 10001

(Outside Continental US add \$2.50 per binder. Allow 4 to 6 weeks for delivery.)

designed by one person, graphics often came after the rest of the program. Often today, a design team produces a non-interactive animated demo disk to show the basic play-action, codes the rest of the game, and then finishes the audiovisuals. For this game, in which the visuals are so vital, programming of game-action and video digitization took place concurrently.

Kunkel, Worley, and Katz received videocassettes of applicable matches on both in VHS and U-matic formats from Craig Leathers, the wrestling expert at Video One. They watched the VHS tapes and found the location of every piece of usable video.

In practice, the programmers discovered that Super Beta yields a much steadier image, so they converted all U-Matic footage to that format. After matching Subway Software's notes with the Beta tape, RSA used a Hippotomus digitizer with customized software to generate the images for the game. Since the raw digitizations are a little rough, artists used Activision's *Paintworks* to smooth out the crowd scenes, main figures, and ring ropes.

As with most computer games, the main display and the user interface was the design team's first priority. Mike Riedel drew upon the design specs to create roughs for two different screens on C-64 disk. Most of the playfield features, like the commentary box below the ring window, were not in finished form at this point. Mike Riedel, Bill Kunkel, and Arnie Katz filled in the blanks on the chosen screen and determined how the joystick-actuated menus would function during play.

RSA digitized a few sequences on a disk so MLSA could judge the results. This led to a more ornate demo disk, which let a computerist initiate any hold by either combatant in the Hulk Hogan versus Randy Savage version.

MLSA used this version, still without play-by-play commentary or the joystick control scheme, as a preview for big discount and electronics specialty store buyers and distributors. An enthusiastic reception encouraged MLSA to use the demo to prepare photography for the program package.

Hopes of getting to the stores before Christmas faded, because turning video into computer graphics took longer

than anyone expected. Despite some elegant code-crunching by Riedel, it had also become clear that *MicroLeague WWF Wrestling* could only have two matches with attendant trimmings on a single floppy for the C-64 and on two disks for the Atari ST.

Fine-tuning began long before the completion of programming. Alpha play-testing and MLSA executive review began to ferret out the glitches and smooth out the design. An early January meeting of the entire project team produced a list of 21 changes. Some were as minor as allowing the user to name the arena, while others addressed major issues like graphics, music, and the routine of play. Raising the odds against a grappler successfully executing a major or finishing hold early in the bout was one of the major changes. Up to this point, it was too easy for a player to devastate the opponent right after the opening bell.

Beta testing started as soon as MLSA had a joystick-interactive version of the Hogan v. Savage match which incorporated the 21 changes. Software publishers use independent testers because they bring disinterested objectivity to the program. Many also patronize professional software editing and evalua-

tion services, but Subway Software's association with the project made such assistance redundant in this case.

The Beta testers discovered a serious weakness: The pace lagged whenever neither grappler was performing a maneuver. Riedel added more frames to animated sequences which appear when there is a temporary stalemate to make them more diverse and lengthier.

The design team sifted through the suggestions of alpha and beta players to produce the final test version of *MicroLeague WWF Wrestling*. With minor adjustments, it is the edition which is now in the stores.

Documentation came last, as it does for almost all entertainment programs. Publishers are giving much more attention to the rules than formerly, so most docs get written during a month, rather than a night, before release. In this example, Subway Software wrote the instruction booklet which accompanies the disk.

And now, after about 18 months of design and development—equivalent to about eight man-years of work—*MicroLeague WWF Wrestling* has made the rocky journey from wild idea to software title. And now you too have experienced its evolution. □

OGRE

Origin

Commodore 64/128

Disk; \$39.95

Like most hobby groups, the wargaming community has always displayed partiality toward certain aspects of its special interest. For Trekkies, it's near-worship of Spock; among wargamers, it's a passion for tanks. Steve Jackson's boardgame *Ogre* is an ultimate expression of this pure love.


Although *Ogre* was first marketed to "hard corps" military simulation fans, its simple rules, lightning pace, and intriguing tactics have won it a much wider audience. Many gamers who wouldn't know a hovercraft from a hot dog have discovered that *Ogre* can be highly addictive.

Steve Meuse's adaptation for microcomputers has caught the essence of this futuristic battle against cybernetic super-tanks. Even those who don't ordinarily enjoy wargames may want to make an exception in the case of *Ogre*.

It's that good.

The joystick control system preserves the spirit of the non-electronic *Ogre*. The computer version is just as exciting and fast-moving as the original boardgame.

David Lubar's translation for the Commodore preserves Meuse's fine work intact. The control icons and unit battlefield symbols are unambiguous and attractive, and the sounds of gunfire increase the excitement of the com-



Can your tanks top the colossal *Ogre*?
READER SERVICE NO. 167

bat phase.

The hexagonally gridded battle-ground shows important terrain features. A module included on the disk allows the computerist to create customized playfields with unique combinations of craters and obstructions.

The command control system draws heavily on the user interface developed for the Macintosh and other 16-bit computers. Commodore owners who have had experience with GEOS will already know the procedures in a general way, and those who don't will be able to learn in a few minutes.

For instance, the player deploys troops by moving a pointer to the bank of icons located on the right side of the screen and pushing the action button. The background of the icon turns dark to show it has been selected. When the gamer moves the pointer to the map and hits the action button again, a unit of that type is positioned in the indicated hexagon. Each press of the but-

ton deposits another unit of that type on the battlefield.

Movement and fire utilize a menu of choices. To move, the player puts the pointer on the desired unit and, holding down the action button, drags the pointer to the destination hex.

Combat is initiated using a menu in the lower right corner of the screen. A handy option allows the player to see the movement and fire range of any piece at a glance. The commander selects this menu option, moves the pointer to the unit, and pushes the action button. All hexes within a unit's movement limit turn green, and those upon which the unit can fire change to blue.

Ogre is a struggle between one colossally powerful armored vehicle, the *Ogre*, and a mix of weaker but more numerous infantry and tank units in the 21st Century. The non-*Ogre* player must blend the elusiveness of the Ground Effect Vehicles (GEV) and the

firepower of howitzers in order to stop the juggernaut.

Ogre can be enjoyed head-to-head or as a solitaire game in which the computer controls the *Ogre*. Dallas Snell's artificial intelligence program makes *Ogre* one of the best strategy games available for those who do most of their playing against the machine. Two different types of *Ogres* are included in the program, so those who don't feel sufficiently challenged by the weaker one can raise the difficulty by substituting the even more awesome Mark V model.

Despite the fact that *Ogre* does not have a plethora of units or a rule book the size of the *Yellow Pages*, it won't become "played out" after a few sessions. It takes a combination of foresight and daring to destroy an *Ogre*, and it's a lot of fun trying.

Origin Systems, 340 Harvey Rd., Manchester, NH 03103 (phone: 603-644-3360).
—Steve Davidson

IWO JIMA 1945 FALKLANDS 82

Firebird

Commodore 64/128

Disk; \$19.95

The publisher complements its selection of premium-quality programs like *The Pawn* with the budget-priced Super Silver Disk line. Each package contains two or even three respectable games, many of British origin, for less than the cost of most one-program packages. While the titles marketed under the Silver Disk banner are generally a year or two behind current state-of-the-art, they are almost invariably well-chosen and usually represent quite an entertainment value.

Two relatively simple solitaire wargames designed by John Bethell comprise the latest Silver Disk offering. Both involve landing on a beach against a stubborn enemy and advancing across contested terrain. In *Iwo Jima 1945*, the Commodore owner commands the U.S. forces in this historical World War II confrontation against Japanese troops guided by the computer. The other game, *Falklands 82*, casts the gamer as the leader of the British invasion, pitted against a computerized Argentine defense garrison.

Clearly, the former is of vastly more



Falklands: relive the epic conflict.
READER SERVICE NO. 163

interest to an American than the latter, but the Falkland game has its merits, too. Author Bethell has wisely understated the morale and leadership problems which beset the Argentine army, so the player won't win this in a boring walkover. *Falklands 82*'s five levels of difficulty insure that even excellent strategists will have to exert themselves to obtain the victory.

Though the two games have similar routines of play, their command control systems are quite different. *Iwo Jima 1945* allows the player to enter commands for each unit using the joystick in response to onscreen prompts. *Falklands 82* employs a set of single keystrokes which is all right, but doesn't proceed quite as rapidly.



Desert Fox: skunk the Afrika Korps.
READER SERVICE NO. 164

Bethell's two designs rate better as games than as simulations. Certainly, they are far less detailed than the typical computer wargame from SSI or SSG. The programs take factors like terrain effects and line of sight into account, but differentiation among units is relatively minimal, and many elements of the two engagements are represented abstractly.

Firebird, P.O. Box 49, Ramsey, NJ 07446 (phone: 201-934-7373).

—Arnie Katz

DESERT FOX

Accolade

Commodore 64/128

Disk; \$19.95

This may be the best game program

for the Commodore with a list price under \$20. Despite the sound of the title, *Desert Fox* is not one of those ponderous military simulations which require months to fight a single battle. *Desert Fox* is a set of arcade-style contests linked by a strategic element.

This joystick-driven contest is set in the early 1940s in North Africa. Germany had Afrika Korps Commander Erwin Rommel. His chief antagonist, the British, now have you.

There are five different arcade challenges in *Desert Fox*. Most of the action is set up on a strategic map of the whole campaign.

When the game is booted, an option screen gives the computerist the opportunity to practice any of the five action screens or plunge right into a campaign. Some tuning up is highly recommended, because an inability to play any of the five segments may doom even the most savvy general.

All the mini-games give the player a view out the front of a British Sherman tank. In the Convoy sequence, a machine gun protrudes from both sides of the tank. A British convoy passes in front of the screen as German Stukas overhead drop bombs. Allied Spitfires dogging the Stukas make targeting more tricky. The idea is to save the convoy by knocking off as many German aircraft as possible without hitting the Spitfires. The program controls the aim of the machine gun sights, and a flick of the joystick left or right fires the guns. Each Stuka hit earns 100 points, but there's a 300-point penalty for each downed Allied plane. Depending on the level of the challenge, between 5000 and 5800 saves the convoy.

Second is the Tiger Tank. *Desert Fox* campaigners must destroy five of these titans, the most lethal rolling armament in real campaign games. Damage from hits to the gamer's tank lights a status gauge across the bottom of the screen. When a German tank is destroyed, the radar in the lower left corner locates the position of the next enemy. The joystick turns the Sherman's cannon and steers shots after firing. This is a handy option, since the Tiger Tank's shells can be detonated after firing by a direct hit. At night, the campaign game gets tougher. Just seeing where the Tiger is becomes a major problem.

The Minefield is third. The gamer must steer through the minefield as quickly as feasible while avoiding mines. There are three ways to survive this obstacle course. The first is to steer around the mines, a tedious task that may eat up too much valuable time. The mines can be straddled, or blown up by the cannon. A mine only detonates when tank treads come in contact with one. The joystick controls both the speed of the tank and the side-to-side steering. Here's a strategy tip: If the Sherman sustains high damage on one of the other screens, go to the minefield and shoot out some mines. This will actually decrease the tank's damage level.

Ambush, the fourth phase, is unfortunately the most boring. It is a cousin of the old "trench" science fiction shootouts, with German mortars running along each side. Points are awarded for each mortar hit with machine gun fire. At night, however, this challenge is next to impossible, so avoid it at all costs.

Fifth is the Stuka. The joystick controls the machine gun sights and the radar helps locate the enemy. It is best to shoot down the planes when they're too far away to do damage to the Sherman, or after they've passed overhead and are moving away. Shots are steerable after firing, and five planes must be downed before the screen ends.

The campaign is played on a map of North Africa. The number of supply depots required to win varies with the five levels of play. The Allies lose the game if one of the depots fall into German hands or if the tank's damage indicator gets full.

There are four windows located beside the map. One supplies information on each depot (such as how much time until it falls under enemy control), another sends an air strike to buy time, the third intercepts enemy radio transmissions, and the last moves the tank. The only other thing on the map is the swastika which indicates Rommel's position. Never test the Korps Commander's firepower unless your Sherman is in top condition, with no damage. It takes eight direct hits on his tank to win, but that earns 8000 points and saves one depot.

Moving from depot to depot, saving

them for the British flag, leads to the action screen encounters. Intercepting radio messages about German activities in a given direction helps figure out which screens are likely to come up.

There is little to complain about in *Desert Fox*, especially considering the price. The graphics are both attractive and functional. The practice feature makes it easy to fine-tune skills.

The skimpy documentation and lack of a "high score" list are the only drawbacks. The rule book has some nice drawings to help visualize the screens before turning on the computer, but several features are not covered, such as how to start the game over from the options screen (press fl).

Despite its minor shortcomings, *Desert Fox* is quite good. This well-executed contest is a compelling battle for action-strategy wargame enthusiasts.

Avantage/Accolade, 20813 Stevens Creek Blvd., Cupertino, CA 95014 (phone: 408-446-5757).

—Rick Teverbaugh



**Can Your
Computer Make
YOU
a
MILLIONAIRE?**

LOTTERY 64 • LOTTERY +4

**It costs no more to buy a
WINNING lottery ticket!**

LOTTERY was designed to use the raw power of your computer to help you play the various lottery games: LOTTO, PICK 3, PICK 4, LUCKY LOTTERY, 6/49, SUPER LOTTO, etc. We do not believe there is a better system than the "original" LOTTERY 64 & LOTTERY +4

Join the growing list of winners

SPECIFY 64/128 or PLUS/4

To order, send \$24.95 for each plus
\$3.00 postage and handling per order to:
(Illinois residents add 6% sales tax)




C.O.D. orders call: (312) 566-4647



Superior Micro Systems, Inc.
P.O. Box 713 • Wheeling, IL 60090
Dealer inquiries welcome



Reader Service No. 187

AHOY! 49

Microworlds in COMAL

By Richard Herring

After an especially long stint at your computer keyboard you may feel that you live in a "micro" world. Today, I'd like to introduce you to another microworld—the one conceptualized by Seymour Papert (our professor of mathematics at MIT) as a solution to the problem of motivation in education.

Papert saw that learning is sometimes just a gradual process of resolving problems by formulating and testing simple solutions that resemble answers known to be "correct" for similar problems. Papert proposed microworlds as "task domains" or "problem spaces" to aid the learner. Learning in a microworld does not focus on the problem to be solved, but on some "neat phenomena" that are inherently interesting to watch and to play with.

If you ran the simple program we developed last month, you have already been a student in the microworld of increments. You were able to create several classes of designs based on different inputs to that program. Some of the designs produced startling spiral patterns or pretty variations of simple geometric shapes.

In that microworld, even a beginner can surprise a more expert user with the creation of a beautiful pattern. Those patterns, or "neat phenomena," became comprehensible by studying a set of only five variables. You could identify one variable as a dimension to examine and hold the others constant as the one you selected was varied incrementally.

We can start down the road to another microworld with a simple drawing program. Starting with the COMAL 0.14 listing below, you can draw on the graphics screen with a joystick in Port 2. First we set up by clearing the text screen (740) and setting the minimum distance for the turtle to move when you push the joystick (750-770). Then we turn on the multicolor graphics screen (800) and shrink the turtle to an unimposing size (810). Finally, we go into a loop (20-60) repeating the procedure "movement" to read the joystick. This loop repeats until 1=0, or forever.

```
0010 setup
0020 repeat
0030 movement
0060 until 1=0
0070 proc movement
0071 case peek(56320) of
0072 when 126
0073 d:=1
0074 when 118
0075 d:=2
0076 when 119
0077 d:=3
```

```
0078 when 117
0079 d:=4
0080 when 125
0081 d:=5
0082 when 121
0083 d:=6
0084 when 123
0085 d:=7
0086 when 122
0087 d:=8
0088 otherwise
0089 d:=0
0090 endcase
0095 if d then
0100 setheading ((d-1)*45)
0110 forward inc
0120 endif
0130 endproc movement
0730 proc setup
0740 print chr$(147) // 2.0=page
0750 print "how long should the turtle's"
0760 print "steps be (1-8)",
0770 input inc
0780 t:=1
0800 setgraphic 1 // 2.0=graphicscreen(1)
0810 turtlesize 6 // 2.0=turtlesize(6)
0820 endproc setup
```

To read the joystick, we examine memory location 56320. If that location holds a value for the joystick pushed in any of the eight possible directions, we turn the turtle that direction (100) and move him one step forward (110). I have introduced the CASE command here. Because it is such an important feature of COMAL, we'll spend the next column studying it rather than do it injustice here.

Now that's not much of a program. So we will kick into COMAL 2.0 and use its more advanced commands to add a little power. In "setup", let's replace line 780 and enable 2.0's turtle and joystick packages:

```
0780 USE turtle
0790 USE joysticks
```

Then let's use the first of those advanced commands—joystick—to replace lines 71 through 90:

Let's also add two calls to our unending REPEAT loop to

Authorized

COMB

Liquidator

XEROX® 6064 PERSONAL COMPUTER

XEROX®... They Set the Standards!

For over 20 years Xerox® has been the world leader in office products and copying equipment. They have set standards that others can only imitate. The Xerox® 6064 Personal Computer was designed to meet the demands of business, professional, and personal computing today, and into the future! We are proud to offer this complete Xerox® System at a remarkably **LOW price!** Compare for yourself... then buy your Xerox® 6064 from C.O.M.B.!

Get the Xerox® Advantage! The Xerox® PC offers you the advantage of running IBM™ compatible MS™-DOS, so you can run the hundreds of business and professional software programs available today! And the Xerox® PC is easy to use! It's designed to get you up and running as quickly as possible with computer-aided instruction and superior documentation covering all aspects of personal computing.

Xerox®...Service You Can Count On! If you're considering an IBM™-compatible, don't be misled by price alone! The system we are offering is a **complete** system...very easy to hook up and use...and very affordable. But more than that, each system we sell is backed by Xerox® service and support. When you buy this system, your name and computer's serial number is automatically registered with Xerox®. Should you need service or advice, a network of over 150 service centers stands ready to help you. Before you buy...compare! Xerox® is your best value! Check all these features:

- IBM™-PC/XT Compatibility.
- 256KB Memory Features an 8MHz Intel 8086-2 Microprocessor for Faster Speed, Less Waiting Time.
- Two 5¼" Floppy Disk Drives, 360K Each.
- Seven Expansion Slots, Plus a Serial Port for Communications or Printer, and Parallel Printer Port.
- High-Resolution 640 x 400 Pixels Monochrome Monitor, with 12" Diagonal Non-Glare Screen, Swivel and Tilt Base.
- Standard 83-Key PC Keyboard with Mouse Interface (Mouse Not Included.)
- Comes with ScreenMate™, a User Friendly Guide to the Functions of the MS™-DOS Operating System. ScreenMate™ is Menu Driven...No Need to Remember Complicated Commands!



Lets You Select from a Menu and Provides Clear On-Line Instructions If You're Confused About Your Next Step.

Complete Tutorial Software and Manuals Included:

- "Getting Started" Booklet.

- Four Reference Guides.
- Four Software Programs: Two X-Cel™ Training Disks, Two Diagnostic Disks, GW™-BASIC Interpreter, and MS™-DOS/ScreenMate™ Operator's Guide.
- Twenty Blank Disks.

Over 150 Service Centers Nationally.

Manufacturer's Limited 90-Day Warranty on Parts/Labor.

List Price **\$2224.80**

Priced At Only

\$999

Item H-2387-7129-232 Shipping, handling: \$49.00 ea.

Memory Expansion Board for Xerox® 6064 Personal Computer: Expands the memory to 640K.

List: **\$249.00**

Priced At **\$129**

Item H-2387-7128-978 Shipping, handling: \$3.50 ea.

XEROX® ScreenMate™ and the identifying numbers herein are trademarks of Xerox® Corporation. IBM™, IBM™ PC, and PC™-DOS are trademarks of International Business Machines Corporation. MS™-DOS is a trademark of Microsoft Corporation.

Toll-Free: 1-800-328-0609

Credit Card customers can order by phone, 24 hrs. a day, 7 days a week.



SEND TO:

C.O.M.B. Direct Marketing Corp.
1405 Xenium Lane N/Minneapolis, MN 55441-4494

Send Xerox® Personal Computer(s) Item H-2387-7129-232 at \$999 each, plus \$49 each for ship, handling.

Send Xerox® Memory Expansion Board(s) Item H-2387-7128-978 at \$129 each, plus \$3.50 each for ship, handling.

(Minnesota residents add 6% sales tax. Sorry, no C.O.D. orders.)

☐ My check or money order is enclosed. (No delays in processing orders paid by check.)

Charge: ☐ VISA ☐ MasterCard ☐ DiscoverSM ☐ American Express®

Acct. No. _____ Exp. _____

Item H-2387

PLEASE PRINT CLEARLY

Name _____

Address _____

City _____

State _____ ZIP _____

Phone () _____

Sign Here _____

Sales outside the 48 contiguous states are subject to special conditions. Please call or write to inquire.

COMB COMB COMB COMB COMB COMB COMB COMB COMB

SPECIAL NOTES

1) In the procedure "fill'space", we did not begin the fill at the turtle's actual location but at that location minus one. Why? If you moved the turtle to his current location without drawing a line (with the joystick button pressed) it would not matter. However, if you drew a line while moving the turtle, "fill" would try to fill that line. So we move off the line by one dot.

2) The joystick procedure in COMAL 2.0 is a real time saver. The command is structured:

```
joystick(portnumber, direction, button)
```

You must set "portnumber" to 1 or 2 (equivalent to memory locations 56321 and 56320 respectively). "Direction" returns a number equal to our D: variable in lines 71-90. And "button" returns the value one when the button is pushed or zero if it is not.

3) The COMAL 2.0 program we've developed can certainly be implemented in version 0.14. To allow turtle movement with the joystick button pushed, we would have to add a second value (equal to these shown minus 16) to each WHEN statement:

```
WHEN 126,110
```

You'd have to go around your elbow (i.e., more PEEK-ing) to do the "save'position" and "fill'space" procedures because version 0.14 does not support the functions "xcor", "ycor", or "heading".

And line 540, with that simple 2.0 circle command, will have to become a procedure in its own right.

4) We twice used the "moveto (x,y)" command to put

the turtle back in his original position after drawing a circle or a line. We could just as easily have used the "setxy (x,y)" command. What's the difference? "Moveto" will never draw a line as it resets the turtle's position. "Setxy" would draw an unwanted line in our program (430,550) unless we preceded it with "penup" and followed it with "pendown".

5) Although I am tempted to keep playing with turtles and explore some Newtonian laws with a dynaturtle, I'll let that column slide until I hear from a few of you. In the meantime, two good references to turtles are:

Turtle Sourcebook by Jim Muller et al. from Reston contains computer-related activities for teachers, parents, and children.

Every Kid's First Book of Robots and Computers by David Thornburg from COMPUTE! Publications is an introductory level book that explores turtle geometry using either a Big Trak (Milton Bradley) robot vehicle (purchased separately/batteries not included) or turtle tiles (octagonal cardboard playing pieces that you rip out of the back of the book).

6) Papert did much of his work consistent with the thinking of Swiss philosopher/educator Jean Piaget who disputed the effectiveness and the ethical correctness of many modern educational practices. In *The Science of Education and the Psychology of the Child*, Piaget wrote:

If we desire to form individuals capable of inventive thought and of helping the society of tomorrow to achieve progress, then it is clear that an education which is an active discovery of reality is superior to one that consists merely in providing the young with ready-made wills to will with and ready-made truths to know with.

use the procedures we are about to build:

```
0040 pen
0050 keyboard'check
```

Next we will add the procedure "pen" to lift the turtle's pen whenever the fire button is pressed. Note the variable "b" in this procedure is set by the "joystick" command in line 80.

```
0140 PROC pen
0150 IF b THEN
0160   penup
0170 ELSE
0180   pendown
0190 ENDIF
0200 ENDPROC pen
```

Finally, we will add seven more procedures: one to check the keyboard (210-290), a second to save the turtle's position if a key was struck (300-340), and five more to give us some artistic control.

```
0210 PROC keyboard'check
0220   sp$=KEY$
```

```
0230 IF sp$<>" " THEN save'position
0240 IF sp$="f" THEN fill'a'space
0250 IF sp$="c" THEN circle'draw
0260 IF sp$="d" THEN draw'a'line
0270 IF sp$="p" THEN color'of'line
0280 IF sp$="b" THEN background'color
0290 ENDPROC keyboard'check
0300 PROC save'position
0310   dl:=heading
0320   y:=ycor
0330   x:=xcor
0340 ENDPROC save'position
```

"Circle'draw" (460-570) lifts the turtle's pen (470) and lets you move him with the "movement" procedure (490) until you hit "c" a second time (500). It calculates how far you moved (530) even if you did not move the turtle in a straight line. Then it draws a circle with the original turtle position as the center (520-540), and puts the turtle back where he started (550-560).

The "draw'a'line" procedure (350-450) works just like "circle'draw" except that it draws a straight line between the initial and final turtle locations. This gives you the ability to draw a straight line that is not at one of the standard joy-

Continued on page 61

AMIGA SECTION

DELUXEPAINT II

Electronic Arts

Price: \$130.00

DeluxePaint was one of the first packages available following the introduction of the Amiga 1000. Unlike most software issued early in the life cycle of a new machine, *DeluxePaint* was a full-featured and effective graphics package. In fact, *DeluxePaint* performed so well that in spite of several competing graphic products it became a best-seller among Amiga users. Although it did not have all of the features available with some other programs, *DeluxePaint* had the most comprehensive collection of features in a single package, with an effective user interface. In view of this brief and illustrious history, its successor became one of the most anticipated third party support products among the users of a single microcomputer. It is with great pleasure that we present *DeluxePaint II*.

DeluxePaint II offers numerous enhancements to its predecessor. According to Electronic Arts there are over 50 new features, a figure we will not dispute. In addition, many of *DeluxePaint*'s original operating modes have been improved in response to user suggestions. As a result *DeluxePaint II* is unquestionably the premier graphics package in its class for the Amiga.

Overview

Computer graphics programs are designed for varying applications. *DeluxePaint II* is intended to simulate the traditional application of pigments to canvas for the creation of graphic images. In this mode the mouse becomes the painter's brush and the video display becomes the canvas. *DeluxePaint II* is not intended to be a CAD program, which you would use for creating engineering type drawings. However, it does have features which would lend themselves to CAD-type applications on a small scale.

Access to all of *DeluxePaint*'s features is via the onscreen menus. Most of these features also have an alternative direct keyboard access. As you gain experience with *DeluxePaint* you



Top: from the obviously warped imagination of Avril Harrison, a freakish cross between an alien and a punk rocker. Right: Deluxe Paint's programmer, Dan Silva. (Oops: sorry, Dan. Other way around.)

Morton the K, at play with DeluxePaint II's Perspective feature, goes berserk and comes down with a case of Infinite Tuts. We expect that Perspective will be one of DP II's most-used and least-understood features.

will find the keyboard controls greatly speed up the access to many operations. In addition the keyboard controls are a tremendous convenience when the menu displays are turned off.

The menus are presented in two distinct flavors. Across the top is the traditional Amiga menu bar with dropdown menus and submenus. Most of the menu bar selections deal with system functions or major program operations such as file manipulation, printing control, and screen formats as well

DeluxePaint II Sidebars

Main Menu Chart.....	55
Screen Format v. Page Format	56
Memory Requirements	56

Text and Photos by
Morton Kvelson



as color palette, brush control, and special effects. The right hand side of the screen normally displays an icon menu which deals with the various drawing or paint functions. These encompass a wide range of freehand and geometrical drawing tools including paint selection from the current palette.

A quick scan of the icon menu reveals a selection of built-in brushes at the top. These standard solid shapes may be enlarged to fill the screen using the keyboard controls. Freehand

Get a FREE **QuantumLink™** Starter Kit When You Subscribe to AHOY!



A SPECIAL OFFER TO AHOY! READERS

With your FREE QuantumLink Starter Kit you can connect to a useful and fun online network at a very affordable price. QuantumLink will help you get the most out of your Commodore 64® or 128™. Here's how.

The ONLY official Commodore supported online service.

You'll have access to Commodore services including a hotline for getting fast answers to your questions from experts, online information, user group support, and "live" conferences and forums with Commodore engineers and experts. Because QuantumLink is specially designed for Commodore users, all the services are carefully selected to be of interest to you.

Hundreds of exciting services.

Get over 4,000 Commodore software programs. Play games with people from all over the country, including soon-to-be-released Lucasfilm's Habitat™. Preview "hit" software before you buy it. Book travel reservations, and much, much more!

Easy to use AND affordable.

With QuantumLink, you don't have to memorize any complicated commands. Colorful menus and help screens make it very easy to connect to and use QuantumLink.

And QuantumLink is the lowest priced full-service network. For only \$9.95 a month you can access a wide range of services including up-to-the-minute news, the Grolier's Academic American Encyclopedia™, entertainment news and features as often as you like

— for no extra charge! Special "Plus" services cost only 6 cents per minute. But your first hour of "Plus" time every month is FREE. No surcharges for communications or 1200 baud access either!



Habitat: ™ and © 1986 Lucasfilm Ltd. All Rights Reserved. Used Under Authorization.

Get a 300 baud auto-dial modem for only \$24.95!

To use QuantumLink you'll need a modem. You can now get a 300 baud auto-dial modem from QuantumLink at a special low price of \$24.95! Just use the order form below.

Order your AHOY! subscription today and get your FREE QuantumLink Starter Kit!

☐ **YES!** Sign me up for a subscription to AHOY! Plus send me my FREE QuantumLink Starter Kit.

Choose one:

☐ 12 issues of AHOY! for \$23.00 (\$30.00 in Canada)

☐ 24 issues of AHOY! for \$44.00 (\$55.00 in Canada)

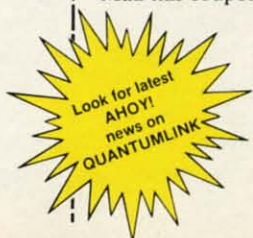
☐ **YES!** I also need a modem. Send me a 300 baud auto-dial modem for \$24.95. (Please allow 4-6 weeks for delivery.)

Name _____
Address _____
City, State, Zip _____
Phone _____

☐ Check or money order enclosed for \$ _____
(Make payable to Ion International Inc.)

Mail this coupon to:

AHOY!/Q-Link Subscription Offer
c/o Ion International Inc.
45 W. 34th St. - Suite 407
New York, NY 10001



QuantumLink™

This offer is valid through 12/31/87.

Reader Service No. 181

www.commodore.ca

drawing may be either continuous or dotted. Drawing in continuous mode may cause the image to lag behind the cursor position with the larger brushes. The image always keeps up with the cursor in dotted mode; in this case the spacing of successive brush images is varied with the speed of the cursor's movement.

Supported geometrics include straight and variable curved lines, filled and unfilled rectangles, circles, ellipses, and polygons. Other tools let you generate an airbrush effect or fill screen areas with a block of color. There is also a handy undo icon which cancels the most recent paint action as performed by a mouse click, and of course a clear icon which fills the screen with the current background color.

Foreground color may be selected by simply clicking on any of the palette colors with the left mouse button. The background color is picked with a click of the right mouse button. The current foreground and background colors are displayed in a box directly above the palette. The current color display box also serves two other functions. Clicking in it with the left button lets you pick the foreground color directly from the canvas. This comes in handy when matching a color from a range of closely related colors. *DeluxePaint* lets you use up to 32 colors from the Amiga's palette of 4096. Clicking the color dis-

play box with the right mouse button brings up the Color Palette requestor as shown in the screen photograph on page 58. Note that the Color Palette requestor may also be invoked from the top menu or the keyboard.

The color palette requestor plays an important part in *DeluxePaint*'s scheme of things. It is from here that refined color selection (from the available 4096 hues) is accomplished. Settings are made via calibrated Red, Green, and Blue (RGB) sliders or via Hue, Saturation, and Value (HSV) sliders. The spread option lets you easily create ranges of related colors. The power and control over color of this system is well illustrated by the tutorial section of the *DeluxePaint* manual.

The Color Palette requestor also includes the facilities for marking up to four cycle ranges (C1 to C4) with individual speed control and direction. The cycle ranges represent one of *DeluxePaint*'s most dramatic features. By automatically cycling through a range of colors it is possible to create a multitude of animation effects which are visually astonishing. These effects (which are impossible to reproduce in a magazine) are well-illustrated by several sample images supplied with *DeluxePaint*, and by the tutorial section of its manual.

For very precise pixel control you will make use of the magnify and zoom

icons. When magnify is invoked the enlarged image as well as the original are displayed side by side. The zoom feature lets you apply variable magnification. The zoom range is wide enough to satisfy all requirements.

The most powerful basic *DeluxePaint* feature is the brush function. Its icon is simply four corner sections of a square, reminiscent of the paste-down corners which hold photographs in albums. This tool allows any part of an image to become a brush. Once a brush is selected, all the standard drawing functions can be used with it. In addition brushes may be manipulated in many ways. They can be flipped, rotated through any angle, bent, and warped. Brushes may be loaded and saved as separate entities and carry their own color palette which may be used or matched to the existing palette. Brushes are also a key element of *DeluxePaint*'s new perspective feature.

This just about sums up the basic features common to both versions of *DeluxePaint*. We will now take a close look at some of the new capabilities included with *DeluxePaint II*.

Fills

DeluxePaint II is not limited to solid color fills. Areas of the canvas may now be filled with any pattern you choose. In fact anything can be a pattern, as patterns are derived directly

DeluxePaint II Main Menu Chart

The top menu selections of *DeluxePaint II* provide a good overview of the program's capabilities. The number of available selections also makes a menu chart a useful accessory. As the manual does not contain such a chart we have decided to provide one for you. Note that only the first level menu selections have been shown. Many menu selections will bring up submenus. We have indicated these with an asterisk (*). Other selections will generate requestors. These have been marked with a plus (+).

DELUXEPAIN II TOP MENU

Picture	Brush	Mode	Effects	Fonts	Prefs
Load+	Load+	Matte	Stencil*	Style*	Coords
Save+	Save+	Color	Background*	Load Font Dir	Fast FB
Delete+	Delete+	Replc	Perspective*		Multicycle
Print+	Size*	Smear			Be Square
Color Control*	Flip*	Shade			Workbench
Spare*	Rotate	Blend			ExclBrush
Page Size+	Change Color*	Cycle			
Show Page	Bend	Smooth			
Screen Format+	Handle*				
About					
Quit					

Screen Format versus Page Format

The original *DeluxePaint* supported three of the Amiga's screen formats. However, you had to reboot the program to switch from one format to another. Furthermore, if you tried to load a non-compatible format, *DeluxePaint* would merely protect without providing any useful information. *DeluxePaint II* has successfully addressed all of these problems as well as providing additional screen format options.

DeluxePaint II now supports all the Amiga's standard screen formats as well as a non-standard full page format. The latter, for use with a suitable slide show, will fill the entire video display screen. This should gladden the hearts and souls of all the videotapers in our readership. Here is a list of the *DeluxePaint II* screen formats:

Lo-Res	320 × 200 pixels 32 colors
Med-Res	640 × 200 pixels 16 colors
Interlace	320 × 400 pixels 32 colors
Hi-Res	640 × 400 pixels 16 colors

The number of colors represents the maximum number of bit planes available for that mode. Five bit planes are required for 32 colors, with only four bit planes used for 16 colors. *DeluxePaint II* will also support fewer than the maximum

number of bit planes. A reduction of one bit plane divides the number of available colors by two. Thus a single bit plane will only support two colors.

DeluxePaint II also supports a wide variety of page formats. The distinction between page and screen formats is an important one. The page format is the dimensions, in pixels, of your drawing canvas. The screen format is the dimensions, in pixels, of the video display area. *DeluxePaint II* actually supports page formats up 1008 by 1024 pixels!

Furthermore, even the largest page formats may be used with any screen format in *DeluxePaint II*. We were even able to load up a hi-res, four bit plane image into a lo-res screen display. The program, after notifying us of the pending incompatibility via a suitable requestor, automatically adjusted the number of bit planes and the dimensions of the screen page to accommodate the image. Of course only one fourth of the image was displayed on the lo-res screen, but we were able to edit any part of the page by scrolling about with cursor keys.

DeluxePaint lets you change both screen format and page format at any time. Both selections are available on the main menu. Some format changes may result in a loss of image data. If this may occur a suitable warning is displayed. Just be sure to save your work before changing the screen format.

from the current brush.

Gradient fills are now supported as well. To use this you must first select a range of colors to be used for the fill, then select one of these colors as the current foreground color. The Fill Type requestor offers three types of gradient fills. Horizontal and Vertical fills generate a uniform spread of shades. The Horizontal Line fill adjusts the fill gradient to accommodate the shape of the image. For example, using the Horizontal Line in a circle will result in a very spherical looking image.

The appearance of the fill is set with the Dither tool. Fill patterns range from a spread of uniform color bars to a randomized pattern which gradually inter-

mingles the colors. The Fill Type requestor provides a small preview of the fill pattern which will be generated. A smaller view of the fill pattern also appears on the top menu bar when Fill Mode is active.

Finally keep in mind that gradient fills will provide instant animation with color cycling. The gradient-filled sphere mentioned above generates very realistic rotational motion when color cycled.

Backgrounds, Foregrounds, Stencils

The terms background and foreground take on new meaning in *DeluxePaint II*. An entire image may be defined as a background at any time.

Memory Requirements

DeluxePaint II requires an Amiga with a minimum of 512K RAM to operate. The program itself occupies 200K and Intuition requires 100K with 20K for an external disk drive. The graphic displays require substantial memory. The lo-res, 320 × 200 pixel display uses 8K for each bit plane or 40K for a five bit plane (32 color) display. Thus a 512K Amiga will be able to handle lo-res operation with all of *DeluxePaint II*'s features, including the spare page and brushes.

Hi-res operation starts to run up against memory limitations. A 640 × 400 pixel bit plane uses 32K RAM. A 16 color, 4 bit plane display needs 128K. It is apparent that all of *DeluxePaint II*'s features will not be available with hi-res graphics on a 512K system.

There are several ways to manage memory on the Amiga with *DeluxePaint II*. The program may be instructed not to load all its functions into RAM at once. This will slow up some operations, as the program modules are loaded in as needed. External RAM expansion offers some relief, as parts of the program may be located outside of chip RAM. Note that graphics requires the use of chip RAM. To conserve memory *DeluxePaint II* normally turns off *Workbench*.

At the extreme end of the graphic memory requirements we find that a 1008 by 1024 pixel bit plane requires 126K RAM. Using all possible memory conservation and an Amiga equipped with a C Ltd. aMega external RAM expansion module (total of 1.5M RAM), we were only able to use a two bit plane, four color graphics page with these dimensions.

Doing so permits you to paint over the image and restore its original appearance by simply clearing to the background. In a similar fashion you may create stencils or friskits by locking foreground colors. Since the selected colors cannot be painted over, you may easily modify selected areas of the image. The combination of a fixed background with a stenciled foreground is

DATA EAST BRINGS ARCADE REALISM HOME!



ENTER THE DATA EAST SWEEPSTAKES

OVER 100 PRIZES - Win free Data East Computer Games, a real Data East Arcade Game, and a trip for two to the National Arcade Expo!

No purchase necessary.
See participating dealers for details.
Void where prohibited.*

KARATE CHAMP® - Put on your black belt and challenge your friends or the computer through nine picturesque settings in this leading Martial Arts game to become the Karate Champ. For Commodore 64/128™ and Apple II® series.

COMMANDO® - As the crack shot Commando, battle overwhelming odds to defeat advancing rebel forces! Armed with only a machine gun and hand grenades, you must reach the fortress. For Commodore 64/128™, Apple II® series, and IBM.

IKARI WARRIORS™ - Behind enemy lines, guerilla warfare are your tactics as you and your partner battle through the jungles, rivers, ruins, and opposing entrenchments in this interactive 2-player arcade hit. For Commodore 64/128™.

BREAKTHRU™ - Your mission is to retrieve the secret fighter plane stolen by hostile renegades. Use your sophisticated assault vehicle to Break Thru each of the five enemy strongholds. For Commodore 64/128™.

EXPRESS RAIDER™ - Bandits have seized the Gold City Express. Rescue the passengers, save the train, and recapture the loot! For Commodore 64/128™.

TAG TEAM WRESTLING™ - Teamwork and stamina are the keys, as you and your partner battle your way through the Title Matches on your quest for the belt. For Commodore 64/128™, Apple II® series, and IBM.


KUNG-FU MASTER™ - Battle the evil forces through the five dangerous floors in the wizard's castle to rescue the captive fair maiden. For Commodore 64/128™ and Apple II® series.




DATA EAST USA, INC. 470 NEEDLES DRIVE, SAN JOSE, CALIFORNIA 95112. (408) 286-7074.

© 1986 DATA EAST USA, INC. *COMMANDO, IKARI WARRIORS, AND KUNG-FU MASTER MFD. UNDER LICENSE FROM CAPCOM USA, SNK CORP., AND IREM CORP. RESPECTIVELY. COMMODORE, APPLE, AND IBM ARE REGISTERED TRADEMARKS OF COMMODORE ELECTRONICS LTD., APPLE COMPUTERS, INC., AND IBM, RESPECTIVELY.

*DATA EAST SWEEPSTAKES - OHIO RESIDENTS MAY ONLY ENTER BY MAILING A 3" X 5" POSTCARD TO: DATA EAST, P.O. BOX 519, SAYREVILLE, NEW JERSEY 08872.



Left: Color Palette requestor provides color control and four cycle ranges. Bottom: Print Picture requestor offering printer control, and Load Picture requestor.



a very powerful technique for enhancing an image.

As with all high level *DeluxePaint* features, there is a Make Stencil requestor specifically designed for this purpose. This requestor facilitates the color selection associated with stencils. The application and implementation of *DeluxePaint* stencils is amply illustrated by a dedicated tutorial section.

Perspective

Perhaps the most innovative feature in *DeluxePaint II* is its Perspective capabilities. We predict that Perspective will be one of the most used and least understood features of this package. We expect to see some fascinating images generated with this tool. We also anticipate much discussion on the subject as more users get involved with it. In fact, the subject of Perspective merits an entire discussion of its own. We will not present such a discussion at this time as we do not have the space and we have not yet discovered all the ramifications of this feature.

In brief, Perspective in *DeluxePaint II* involves the manipulation of a two-dimensional object (a custom brush) through a three-dimensional space and

displaying the result on a two-dimensional canvas. You start by defining a custom brush. With brush in hand you enter perspective mode, set your point of view, rotate the brush into position, and proceed to lay down copies of the brush. The process is easy to implement but difficult to comprehend.

In Perspective mode all mouse movement represents movement along the X and Y axes of the brush. The default position for the brush axes lies in the plane of the canvas. The X axis of the canvas is left to right. The Y axis

is up and down and the Z axis is perpendicular to the surface of the viewing screen. If the brush is now rotated about its X or Y axis we effectively tilt the brush out of the plane of the picture. Mouse movements now generate a component of brush motion towards or away from the viewer. These movements are translated to a change in the apparent size of the brush as it appears on the canvas.

In use the brush is represented by a blank outline with cross hairs which changes its size and orientation as it is moved. Clicking the mouse button lays down a perspective representation of the brush. This can take some time, depending on the size of the brush and the number of bit planes, as the location of each pixel has to be calculated.

The entire process sounds much more imposing than the actual practice. The manual includes a lengthy tutorial section on the Perspective feature, which illustrates many of the operations. However, the manual's description of this topic leaves something to be desired. The problem is largely that the explanation is purely textual without any supporting diagrams.

Fills may also be executed using the Perspective feature. The results can be striking, offering considerable return for minimal effort. With Perspective you have the option of employing anti-aliasing. This reduces the "jaggies" or staircasing effect of diagonal lines. The penalty is additional calculation time when laying down a brush. Anti-aliasing reduces the "jaggies" by filling in the gaps in the staircase with pixels whose color is an average between the

A close look at DeluxePaint II reveals more than fifty enhancements to its predecessor. In addition, many of the program's original operating modes have been improved in response to user suggestions. Image shown is Eye by Avril Harrison.



colors of the adjacent areas. This fools the eye into smoothing out the irregularities of the sloped line.

Printer Control

DeluxePaint II's screen dump facility now provides nearly all the controls available on the Amiga's Preferences tool. The only control missing is the ability to set the threshold for a black and white dump. In addition, *DeluxePaint II* lets you choose between vertical or horizontal printouts and control the aspect ratio of the final printout. This last feature is not available on the Preferences tool.

The Manual

The original *DeluxePaint* manual has been the source of many complaints. The manual which accompanies *DeluxePaint II* is a substantial improvement. It is now broken up into four major sections which total over 100 pages. The first two chapters introduce the program and its basic operations. The third chapter is a series of tutorials on the more complex features of the package. We have mentioned some of these tutorials above. The fourth chapter is a detailed reference section for the entire package.

The manual is a good place to get started with *DeluxePaint II*. However, do not count on it as the final word on the use of this package. There are many program features which are still given inadequate treatment. The best way to really get to know *DeluxePaint II* is still to dive right in and use it.

Conclusion

DeluxePaint II does an excellent job of showing us just what the Amiga can do. Most, if not all, of the valid suggestions made by users of the previous version have been implemented. Many additional enhancements have been made as well. In fact there are so many new and powerful features that we have not yet recovered sufficiently from feature shock to ask for more.

Note that *DeluxePaint II* uses the key disk copy protection system. You may copy the original and boot from the copy; however, the original disk must be present for a brief interval during the booting process. The package includes a coupon which will let you pur-

The range of DeluxePaint II's magnify and zoom feature is illustrated with Waif by Avril Harrison. If magnification is invoked, the original and enlarged images are displayed side by side.



chase an unprotected backup for an additional \$20. Owners of *DeluxePaint* may upgrade their package for \$30 plus \$7 shipping. If you already have the unprotected version of *DeluxePaint*, there



will be no additional charge for the unprotected *DeluxePaint II*.

Electronic Arts, 1820 Gateway Drive, San Mateo, CA 94404 (phone: 415-571-7171).
—Morton Kevelson

COPY II[®] 64/128

BACKUP PROTECTED SOFTWARE FAST.

From the team who brought you Copy II Plus (Apple), Copy II PC (IBM) and Copy II Mac (Macintosh) comes a revolutionary new copy program for the Commodore 64/128 computers.

- Copies many protected programs — automatically. (We update Copy II 64/128 regularly to handle new protections; you as a registered owner may update at any time for \$15 plus \$3 s/h.)
- Copies even protected disks in under 2 minutes (single drive).
- Copies even protected disks in under 1 minute (dual drive).
- Maximum of four disk swaps on a single drive.

- Includes fast loader, 12-second format.

Requires a Commodore 64 or 128 computer with one or two 1541 or 1571 drives.

Call 503/244-5782, M—F, 8—5 (West Coast time) with your   in hand. Or send a check for \$39.95 U.S. plus \$3 s/h, \$8 overseas.

\$39.95

Central Point Software, Inc.
9700 S.W. Capitol Hwy. #100
Portland, OR 97219

Central Point
Software
INCORPORATED

Backup utilities also available for the IBM, Apple II, Macintosh and Atari ST.
This product is provided for the purpose of enabling you to make archival copies only.

Ahoy! DISK

Why type in the listings in this month's *Ahoy!* when we've done it for you? All the programs in this issue are available on the current *Ahoy! Disk* for \$8.95. Isn't your time worth more than that?

Use the coupon at the bottom of this page to order disks for individual months, a disk subscription, or the special anthology disks described below.

(You can also subscribe to the *Ahoy! Disk Magazine*—disk and magazine packaged together at a special reduced rate. See the card bound between pages 66 and 67.)

BEST OF '84

Address Book (3/84)
Air Assault (5/84)
Alpiner (6/84)
Checklist (7/84)
Construction Co. (12/84)
DOS (9/84)
Emerald Elephant (10/84)
I Got Biorhythm (5/84)
Lawn Job (10/84)
Lunar Lander (4/84)
Math Master (5/84)
Micro Minder (8/84)
Multi Draw 64 (1/84)
Name That Star (4/84)
Post Time (6/84)
Salvage Diver (9/84)
Space Lanes (VIC) (3/84)
Space Lanes (64) (3/84)
Space Patrol (12/84)
VIC 40 (10/84)

BEST OF '85

Ahoy! Dock (9/85)
Auto Line Numbers (3/85)
Directory Manipulator (12/85)
File Lock (9/85)
Fontasia (2/85)
Futurewar! (2/85)
Gameloader (12/85)
Home Budget (3/85)
Jewel Quest (12/85)
Lightning Loader (11/85)
Midprint (1/85)
Music Tutor (1/85)
Salmon Run (3/85)
Screen Dump (8/85)
Telelink (2/85)
Tile Time (5/85)

BEST OF '86

Disk Cataloger (8/86)
Dogcatcher (9/86)
Fidgits' Music School (7/86)
Flap! (8/86)
Guardian (11/86)
Head to Head (2/86)
Highlight (8/86)
JCALC (4/86)
Meteor Run (8/86)
Mine Canyon (9/86)
Mountaineer Mack (10/86)
Star Strike (6/86)
Step On It (8/86)
Syntax Patrol (9/86)
Teleporter (11/86)
Tenpins (11/86)
1541 Alignment Check (2/86)

BEST UTILITIES

Auto Append (7/85)
BASIC Trace (4/85)
Base Conversions (9/84)
Booter (4/85)
Commodore Font Editor (5/85)
DOS (9/84)
Fastnew (9/85)
Formater (8/85)
Lucky Lottery (7/85)
Maestro (10/85)
Micro Minder (8/84)
Printat (7/85)
Screen Bit Dump (6/85)
Screen Magic (6/85)
Start & End File Address (9/85)
Two Column Directory (5/85)
Windows (8/85)
1541 Cleaning Utility (10/85)

BEST UTILITIES II

Alarm Clock (1/86)
BASIC Relocator (1/86)
Bigprint (5/86)
Chrono-Wedge (4/86)
Disk Cleanup (10/86)
Failsafe (5/86)
Long Lines (11/86)
Programmer's Aid (3/86)
Quick Change (10/86)
Reversed Remarks (7/86)
Screen Sleuth (7/86)
Screen Window (4/86)
Speech64 (9/86)
The Editor (12/86)
Trackdown (6/86)
Very-Able (3/86)
128 to 64 Autoboot (10/86)

BEST GAMES

Alpiner (6/84)
Construction Co. (12/84)
Disintegrator (8/85)
Dragon Type (9/85)
Duck Shoot (6/85)
Emerald Elephant (10/84)
Gators N Snakes (8/85)
Gravinauts (10/85)
Lawn Job (10/84)
Mystery at Mycroft Mews (10/85)
Name That Star (4/84)
Post Time (6/84)
Salvage Diver (9/84)
Script Analysis (7/85)
Space Patrol (12/84)
Tile Time (5/85)
Wizard of Im (7/85)

BEST GAMES II

Actionauts (4/86)
Air Rescue (4/86)
Brickbusters (3/86)
Crabfight (2/86)
English Darts (5/86)
Got a Match? (6/86)
Haunted Castle (1/86)
Head On (7/86)
Knockout (1/86)
Micro City (12/86)
Minotaur Maze (12/86)
Penguins (10/86)
Ski Folly (5/86)
Star Search (5/86)
Swoop (4/86)
The Last Ninja (9/86)

BEST C-128

Ahoy!Term (3/86)
Dark Fortress (1/87)
Dual Dump (9/86)
Extended Background Mode (4/87)
Inflow (4/87)
List Formatter (4/87)
More BASIC 128 (2/87)
Nebergall Run (7/86)
Planet Duel (4/87)
Queen's and Bishop's Tours (6/86)
Rescue 128 (3/87)
The Artist (12/86)
Variable Manager (9/86)
Wordcount (7/86)
128 to 64 Autoboot (10/86)

**We've collected Ahoy! 's
best programs onto the
Anthology Disks described here.**

**Please note that many of these programs
will be unusable without the documentation printed
in the issues of Ahoy! listed in parentheses.**

SINGLE ISSUE AND SUBSCRIPTION PRICES

(Postage and Handling Included)

	U.S.A.	CANADA	ELSEWHERE
<input type="checkbox"/> May '87 Ahoy! Disk	\$ 8.95	\$ 12.95	\$ 13.95
<input type="checkbox"/> 12-Month Disk Subscription	\$ 79.95	\$ 99.95	\$124.95
<input type="checkbox"/> 24-Month Disk Subscription	\$149.95	\$179.95	—

BACK ISSUES \$8.95

In Canada add \$2.00 per issue; outside US and Canada add \$4.00 per issue.

<input type="checkbox"/>	\$8.95	<input type="checkbox"/>	\$8.95
<input type="checkbox"/>	\$8.95	<input type="checkbox"/>	\$8.95
<input type="checkbox"/>	\$8.95	<input type="checkbox"/>	\$8.95
<input type="checkbox"/>	\$8.95	<input type="checkbox"/>	\$8.95

ANTHOLOGY DISKS \$10.95 EACH

- ☐ Best of '84 ☐ Best Utilities
☐ Best of '85 ☐ Best Utilities II
☐ Best of '86 ☐ Best Games
☐ Best of C-128 ☐ Best Games II

Send coupon or facsimile to: **Ahoy! Program Disk
Ion International Inc.
45 West 34th Street, Suite 407
New York, NY 10001**

Call
718-979-9330
For More
Information

NAME _____

ADDRESS _____

CITY _____

STATE _____

ZIP _____

Make check or money order payable to **Double L Software**. N.Y. State Residents must add 8 1/4% sales tax.

COMAL COLUMN

Continued from page 52

stick 45 degree angles. The procedure "fill'space" (580-600) will color an enclosed area with the current pen color.

```

0350 PROC draw'a'line
0360   penup
0370   LOOP
0380     movement
0390     EXIT WHEN KEY$="d"
0400   ENDLOOP
0410   pendown
0420   drawto(x,y)
0430   moveto(x,y)
0440   setheading(dl)
0450 ENDPROC draw'a'line
0460 PROC circle'draw
0470   penup
0480   LOOP
0490     movement
0500     EXIT WHEN KEY$="c"
0510   ENDLOOP
0520   pendown
0530   rad:=SQRT((y-ycor)^2+(x-xcor)^2)
0540   circle(x,y,rad)
0550   moveto(x,y)
0560   setheading(dl)
0570 ENDPROC circle'draw
0580 PROC fill'a'space
0590   fill(xcor-1,ycor-1)
0600 ENDPROC fill'a'space

```

The procedure "color'of'line" (610-660) increments the turtle's pencolor. First it checks the current color with the "inq" command. With "inq(#)" you can get information on 34 different graphics variables from screen colors to graphics text. Line 640 prevents the pencolor [inq(6)] from being the same as the background color [inq(5)]. Line 630 limits us to the maximum 16 colors (0-15). The "background'color" procedure (670-720) works just like "color'of'line."

```

0610 PROC color'of'line
0620   p:=inq(6)+1
0630   IF p>15 THEN p:=0
0640   IF p=inq(5) THEN p:=p+1
0650   pencolor(p)
0660 ENDPROC color'of'line
0670 PROC background'color
0680   b:=inq(5)+1
0690   IF b>15 THEN b:=0
0700   IF b=inq(6) THEN b:=b+1
0710   background(b)
0720 ENDPROC background'color

```

Well, now we have a decent little joystick drawing program with only 82 lines of COMAL. Not bad. But it's still not a good microworld and that's what we're after. You might

use the existing program to put some blue water at the bottom of the screen, then a white sandy beach, then a road and even a few buildings before you hit sky. Sort of a 45 degree aerial view. But forget drawing a man or a car on that background with a joystick.

If you want a real microworld to explore, you'll just need to add some COMAL procedures. Here's how you can create a microworld to let young children learn to spell. Insert a new line into "keyboard'check":

```
285 IF sp$="*" THEN draw'object
```

Then add a new procedure to toggle to the text screen, ask the child to type the name of the object he or she wants, and call a procedure to draw that object. You can have as many procedures to draw objects as you like.

```

PROC draw'object
  textscreen
  PRINT
  PRINT "What do you want the turtle"
  PRINT "to draw",
  INPUT name$
  CASE name of
    WHEN "man"
      man
    WHEN "car"
      car
    OTHERWISE
      PRINT "Sorry, I don't know that
        word."
      wait
  ENDCASE
  fullscreen
ENDPROC draw'object

```

```

PROC wait
  FOR w:= 1 to 2000 DO
    null
  ENDFOR w
ENDPROC wait

```

```

PROC man
  design your own
ENDPROC man

```

```

PROC car
  design your own
ENDPROC car

```

You may have noticed that we're limited to nouns as procedures. What if you want to include verbs for motion? Using sprites to draw the objects, you could introduce objects that move in straight lines or patterns beginning at the current turtle position and in the direction the turtle is heading. Since we are just starting out, I will leave the whole topic of sprites to a future column.

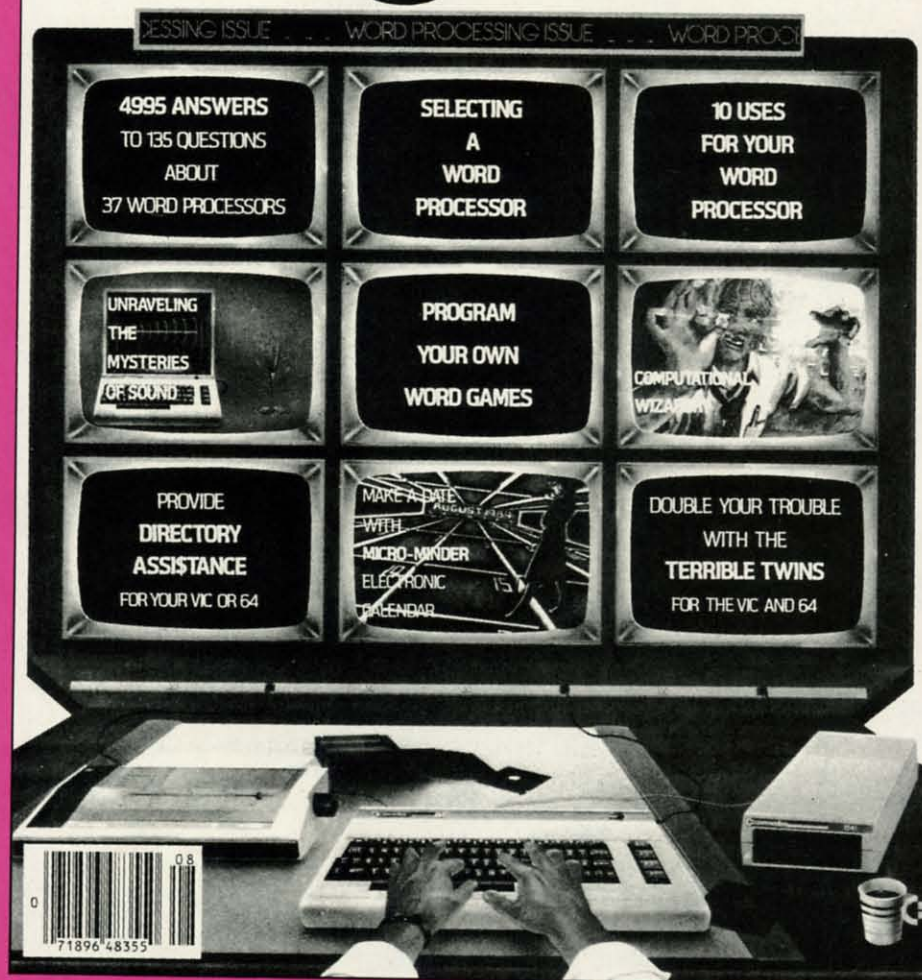
Questions? Comments. Tirades! Write me directly at P.O. Box 1544, Tallahassee, Florida 32302. □

COMMODORE USERS

48355
K

Ahoy!

\$2.50/CAN \$2.75 AUGUST 1984



HAS EVERYTHING!

SUBSCRIBE TO AHOY!

- ☐ Twelve Issues for \$23.00 (\$30.00 Canada and Elsewhere)
☐ Twenty-four Issues for \$44.00 (\$55.00 Canada and Elsewhere)

Name

Address

City State Zip

Send coupon or facsimile to:
ION INTERNATIONAL INC.

45 West 34th Street, Room 407, New York, NY 10001

SCAVENGER HUNT

For the C-64

By Bob Blackmer

Scavenger Hunt is a full-blown two-player arcade game for the C-64. It features two multicolor scrolling game windows (one for each player), multicolor sprites, and energetic theme music utilizing all three voices. Through the use of interrupts, smooth scrolling of the windows and the playing of background music is performed without hesitation. The object of the game is to find all the items on your list and return home.

The playing field consists of nine streets, each filled with various objects and one white house randomly located. The computer will then select six items for each player to obtain. Since the playfield is much bigger than the screen, I thought it only fair to supply a conveyance that will get you around quickly. As you ride around on your skateboard, keep a lookout for the objects on your list. When you see one, stop over it and press the fire button. The item will disappear from your list and the street. (Sometimes, right under the nose of the other player.) After getting all of your items, you must find your way to the white house and press the fire button.


The first time you play the game, just ride around and get to know the layout of the playfield. Check and see what the thirteen objects in the game look like. There are ladders, boxes, balls, and rings in colors of red, green, and white, and a barber pole. (I don't know. I wanted thirteen objects, and it was easy to make.) The objects are selected randomly, and I purposely left open the possibility of repeat items. I found it can make for some interesting scenarios.

There are many strategies to use in this game. Make a mental note of the location of the white house if you come across it as you gather items. Memorize the first few items and get those first. Glance occasionally at your opponent's list, to see how he is doing. Scavenge in the same area as the other player, taking like items before he can. If the objects on your list are mostly one color, then go and attack that color—you'll get ahead fast. Add with this some fancy skateboarding and you may find a way to win *Scavenger Hunt*.

I realize the program requires a bit more typing than I usually ask of you, but I'm sure you'll find it worth the effort. I'm confident you'll be playing this regularly.

Scavenger Hunt is written entirely in machine language and must be entered using *Flankspeed* (see page 85). After typing in and saving SCAVENGER HUNT, reset the computer and LOAD "SCAVENGER HUNT",8,1. Then SYS 49152 to start. ☐

SEE PROGRAM LISTING ON PAGE 91



tensoft
presents
The
Amazing

ARITHMETICIAN

For The Commodore 64® and 128™

"AT LAST a Math Game Kids Love to Play!"

JOHNNY CAN'T ADD? Suzy wishes she could outdo her friends in math? They'll both improve fast with ARITHMETICIAN! Here is a math game that kid's come back to—a game that quickly builds their arithmetic skills.

It features continuous fully orchestrated music and animated cartoons, a wide choice of skill levels from single digit addition through seven digit long division, and plenty of incentives, rewards and surprises. All for an incredibly low \$24.95.

**NO RISK—Complete satisfaction or your money back.
Order TODAY and begin improving THIS WEEK!**

Order by phone TOLL FREE with Visa or MasterCard 1-800-828-1829. In California call 1-800-626-6126.

☐ Please send me Arithmetician disks at \$24.95 each.

(California residents add 6% sales tax.)

☐ Send FREE information only.

☐ Check or money order enclosed

☐ Visa

☐ MasterCard

Account No.

Expiration Date

Signature

Name

Address

City/State

Phone

Zip

Send to tensoft, P.O. Box 86971, San Diego, CA 92138

*Commodore 64 is a registered trademark of Commodore Electronics, Ltd.™

*Commodore 128 is a trademark of Commodore Electronics, Ltd.™

DEALER INQUIRIES INVITED

Reader Service No. 189

AHOY! 63

CYBER VIDEO

Touchstone

C-64

Price: \$39.95 (Demo Disk \$5)

When Commodore designed the C-64 they intended it to be more than a cut-and-dried eight bit computing machine. By endowing the C-64 with advanced graphic and sound hardware, Commodore made it a fun machine as well. In fact the SID and VIC chips still represent the most advanced sound and graphics devices supplied with any eight bit microcomputer to date. As a result it comes as no surprise that software which exploits these capabilities has grabbed the lion's share of the C-64's software market.

Cyber Video from Touchstone is a music, graphics, and animation package intended to place you in total control of the C-64's sound and graphics facilities. To our knowledge it is the only package which combines complete control of the SID chip with hires, 320 by 200 bit mapped graphics, sprite control, and text manipulation.

Cyber Video is a collection of three integrated program modules. The first of these lets you integrate music and sound effects into unique SID chip symphonies. The second module is primarily a hi-res bit map drawing program which includes built-in sprite manipulation with some rather interesting pseudoanimation effects thrown in for good measure. The third module lets you orchestrate what you've created with the first two modules into a feature-length production.

The Input Device

The feel and operation of a graphics package is largely dependent on the input device. Our version of *Cyber Video* supports the Koala Pad and the Commodore 1350 mouse. Touchstone is currently working on an input driver for the Commodore 1351 mouse as well. It is important to recognize the distinction between the 1350 and the 1351. The former is a digital controller similar to a joystick. The latter is a proportional controller similar to a pair of paddles. We did most of the

work on *Cyber Video* with the Koala Pad and we will base our review on that device. Note that a trackball or joystick may be substituted for the 1351 mouse.


Judging from our *Art Gallery* submissions, the Koala Pad is the most popular graphic input device for the C-64. In spite of its popularity there has been virtually no third party support for it. In fact, to our knowledge Touchstone is the only developer other than Koala Technologies supporting the device. Existing Koala Pad owners will be glad to know that Touchstone has done an excellent job of integrating the

place the cursor on it and click a button. Many functions require additional input for their completion. In these cases a submenu will appear when the command is activated. Some functions, such as file manipulation, generate their own work screens.



The *Cyber Video* drawing canvas uses the C-64's hi-res bit map, which consists of 320 by 200 pixels. The Koala Pad, as a proportional controller, is only able to generate 256 values. This is insufficient to span the entire width of the bit map screen. To get around this limitation, Touchstone has actual-

A scene from the adventures of Captain Val Spinoza, as he encounters the Vegan nasty, Vart'hag. This space parody, included on the Cyber Video demo disk, contains some excellent sound and graphics.

READER
SERVICE NO. 175



PHOTOS: MORTON KEVELSON



Sample screens from *Cyber Video's* graphic module showing pull-down menus.

Koala Pad into their software. Unfortunately, Koala Technologies is no longer manufacturing or marketing the Koala Pad, so new users may have some difficulty locating the device.

Cyber Video is entirely menu driven. Each program module has its own set of menus across the top of the screen. To access a command simply

ly compacted the effective range of the Koala Pad. When you are sketching, movement across the Koala Pad translates to only a small portion of the screen width. The *Cyber Video* input algorithms actually make the Koala Pad's range velocity dependent. The faster you move the stylus the shorter the corresponding cursor movement

BACK ISSUES

ISSUE #2—FEB. '84 \$10.00 Illustrated tour of the 1541! Artificial intelligence! Synapse's Ihor Wolosenko interviewed! And ready to enter: Music Maker Part II! Screen Manipulation! Night Attack! Relative Files!	ISSUE #12—DEC. '84 \$4.00 Buyer's guide to printers! 1525 printer tutorial! Custom characters! User Guide to KMMM Pascal! Diving into BASIC! And ready to enter: Construction Co.! Space Patrol! Cross Ref!	ISSUE #21—SEP. '85 \$4.00 Inside the 1571 drive and 128 keyboard! Sprite programming! And ready to enter: Fastnew! Go-Lister! File Lock! Dragon Type! Superhero! Auto-Gen! Moxey's Porch! Fish Math!	ISSUE #31—JULY '86 \$4.00 Inside the Amiga! Conditional branching! Chess programs! 128 and 64 DOS! And ready to enter: Screen Sleuth! Escape from Skull Castle! Head-on! Nebergall Run! Wordcount! Crazy Joe!
ISSUE #3—MAR. '84 \$10.00 Anatomy of the 64! Printer interfacing for VIC & 64! Educational software series begins! And ready to enter: Address Book! Space Lanes! Random Files on the 64! Dynamic Power!	ISSUE #13—JAN. '85 \$4.00 VIC/64 OS exposed! Sprites! 1541 device # disconnect switch! Ghostbusters! And ready to enter: Ultra Mail! Music Tutor! Alice in Adventureland! Mid-print! To the Top! Tape/Disk Transfer!	ISSUE #22—OCT. '85 \$4.00 Create cartoon characters! Infinitesimal intrigue! Inside copy protection! And ready to enter: Shotgun! Maestro! Solitaire! Mystery at Mycroft Mews! Gravinauts! 1541 Cleaning Utility! Shadey Dump!	ISSUE #32—AUG. '86 \$4.00 Inside the Amiga, part II! Approaching infinity! C-64 war simulations! Pascal for beginners! And ready to enter: Reversi! Highlight! Disk Cataloger! Meteor Run! Trim! Step On It! Flap!
ISSUE #5—MAY '84 \$4.00 Future of Commodore! Inside BASIC storage! Memory management on the VIC & 64! Guide to spreadsheets! And ready to enter: Math Master! Air Assault! Biorhythms! VIC Calculator!	ISSUE #14—FEB. '85 \$4.00 Printer interfacing! Multicolor sprites! Modems! Bulletin Boards! Theory of game design! And ready to enter: Futurewar! Fontasia! VIC Eraser! Insurance Agent! Flankspeed! Telelink 64!	ISSUE #23—NOV. '85 \$4.00 Adventure gaming! ML sprite manipulation! BASIC for beginners! And ready to enter: Lightning Loader! Knight's Tour! Chopper Flight! Rhythmic Bits! Instant Bug Repellent! File Scout! Slither!	ISSUE #33—SEPT. '86 \$4.00 Windows and viewports! Sound & music on the 64! COMAL! And ready to enter: The Last Ninja! Speech64! Multi RAM! Dogcatcher! Trapped! Matchblocks! Variable Manager! Dual Dump!
ISSUE #6—JUNE '84 \$4.00 Game programming column begins! Program generators! Rupert on inputting! Memory management continues! And ready to enter: Post Time for the 64 & VIC! Alpiners! Sound Concept!	ISSUE #15—MAR. '85 \$4.00 Making multiscreen gameboards! Inside the Plus/4! Commodore DOS! And ready to enter: Old Routine! Programmable Functions! Automatic Line Nos.! Home Budget! Salmon Run!	ISSUE #24—DEC. '85 \$4.00 Speech synthesizer! The IBM Connection! The year's 25 best entertainments! And ready to enter: Gypsy Starship! Directory Manipulator! Cloak! Gamelander! Jewel Quest! Lineout! Santa's Busy Day!	ISSUE #34—OCT. '86 \$4.00 Build a digital oscilloscope! ML speed techniques! And ready to enter: Vault of Terror! Quick Change! Penguins! Attack Force! Disk Checkup! Dvorak Keyboard! Mountaineer Mack! 128 Autoboot!
ISSUE #7—JULY '84 \$4.00 MSD dual disk drive! Database buyer's guide! Training your cursor! Screen displays! File Sleuth! Users Groups! And ready to enter: Renumbering! Checklist! Math Defender! Brisk!	ISSUE #16—APR. '85 \$4.00 Assembly language column begins! Programming the joystick! 1541 disk drive alternatives! And ready to enter: Hop Around! Faster 64! Booter! Elecheck! BASIC Trace! Space Hunt!	ISSUE #25—JAN. '86 \$4.00 Build a speech synthesizer! Survey of sports games! And ready to enter: The Martian Monsters! Streamer Font! Microsim! The Haunted Castle! Knockout! Infraraid! Alarm Clock! Memory Check!	ISSUE #35—NOV. '86 \$4.00 C-128 shadow registers! Data file handling! PROMAL! Habitat! And ready to enter: Teleporter! 128 RAM Check! Discs of Daedalus! Guardian! Tenpins! Syntax Patrol! Deluxe List! Long Lines!
ISSUE #8—AUG. '84 \$4.00 Choosing a word processor! Computational wizardry! Creating your own word games! Sound on the 64! And ready to enter: Micro-Minder! Directory Assistance! The Terrible Twins!	ISSUE #17—MAY '85 \$4.00 Disk drive enhancements! Install a reset switch! Assembler escapades! And ready to enter: Super Duper! Two-Column Directory! DSKDU! Raid! DOS Plus! Font Editor! Tile Time!	ISSUE #26—FEB. '86 \$4.00 Windows! Build an auto-exec cartridge! Align your 1541! Survey of flight simulators! Structured programming! And ready to enter: Arena! Head to Head! Crabfight! Treasure Wheel! Character Dump!	ISSUE #36—DEC. '86 \$4.00 File manipulation! C-128 shadow registers! Football games! And ready to enter: The Artist! Minotaur Maze! Mouse in the House! Lazy Source Code! Rebels and Lords! Speedway! The Editor!
ISSUE #9—SEPT. '84 \$4.00 Program your own text adventure! Build a C-64 cassette interface! Video RAM! And ready to enter: Salvage Diver! DOS! Sound Explorer! The Castle of Darkness! Base Conversions!	ISSUE #18—JUNE '85 \$4.00 Music & graphics entry system! How modems work! Inside the 6510! And ready to enter: Quad-print! Mapping 4.4! Towers of Hanoi! Speedy! Duck Shoot! The 6510 Simulator!	ISSUE #27—MAR. '86 \$4.00 Programming educational games! Memory dumpers! Choosing a copy program! Custom characters! And ready to enter: Ahoy! Term 128! Trivia Game Maker! Brickbusters! Easy Lister! Programmer's Aid!	ISSUE #37—JAN. '87 \$4.00 Basic magic! Best games of '86! DOS for beginners! And ready to enter: Vortex! Hanger 14! BASIC Ahoy! Catacombs! Lixter! Dark Fortress! Perma-Line! Starfighter! Bugout! Screens!
ISSUE #10—OCT. '84 \$4.00 C-64 graphics programs! Bit-mapped graphics! Joystick programming! And ready to enter: VIC 40 Column Operating System! BAM Read & Print! Emerald Elephant! Lawn Job!	ISSUE #19—JULY '85 \$4.00 PROM Programming! 3-part harmonies on VIC/64! Speeding pixels! And ready to enter: Auto-Append! Script Analysis! Wizard of Im! Lucky Lottery! Brainframe! Etch! Printat!	ISSUE #28—APR. '86 \$4.00 Comet catching! Survey of action and strategy games! Screen dumping! And ready to enter: Chrono-Wedge! Mr. Mysto! Air Rescue! Notemaker! Screen Window! JCALC! Hidden Cavern! Swoop!	ISSUE #38—FEB '87 \$4.00 Hacking into machine language utilities! Amiga RAM expanders! And ready to enter: Window Magic! Crunchman! User Conventions! The Adventurer! More BASIC 128! Jailbreak! Turtle Rescue!
ISSUE #11—NOV. '84 \$4.00 Music programs & keyboards for the 64! Graphics feature continues! And ready to enter: PTE word processor! Block Editor! Alternate Character Set for the 64! The Tunnel of Tomachon!	ISSUE #20—AUG. '85 \$4.00 Inside the 128! Real-world simulations! Sound effects! And ready to enter: Windows! Formatter! Sound-a-Rama! Screen Dump! Selectachrome! Disintegrator! Fdights! Gators N Snakes!	ISSUE #29—MAY '86 \$4.00 128 graphic bit map! Epyx strategy guide! 128 commands! ML music programming! And ready to enter: Bigprint! Star Search! Failsafe! English Darts! Ski Folly! Free RAM Check! Alchemist's Apprentice!	ISSUE #39—MAR. '87 \$4.00 Basic esthetics! Survey of video digitizers! Multiplayer games! And ready to enter: C-64 Compressor! Wizard Tag! Turbopoke! Rescue 128! Lights Out! Pinball Arcade! Stow Away! Caverns of Geehonk!
		ISSUE #30—JUNE '86 \$4.00 Debugging dilemmas! Public domain software! Winning at Ultima! Computer Aided Design! And ready to enter: LazyBASIC! Got A Match? Star Strike! Queen's and Bishop's Tours! Shaker! Trackdown!	ISSUE #40—APR. '87 \$4.00 Inside the Amiga 2000! Fractals! Baseball games! COMAL, turtle graphics, and Logo! And ready to enter: Inflow! Laps! Pieman! List Formatter! Scrambler! Extended Background Mode! Planet Duel!

Use coupon or facsimile. If ordering more than three issues, list choices on separate sheet.

If you have a modem and want more complete information on any of the back issues listed, call Ahoy's Bulletin Board Service at 718-383-8909.

Ahoy!

BACK ISSUES
ION

INTERNATIONAL INC.
45 West 34th Street
Suite 407
New York, NY 10001

Please Send Me The Following:

____ Copies of issue number ____
 ____ Copies of issue number ____
 ____ Copies of issue number ____

NAME _____

ADDRESS _____

CITY _____

STATE _____

ZIP CODE _____

Enclosed Please Find My Check or Money Order for \$ _____

(Outside the USA please add \$1.00 for every copy)

WILDCARD

Be A Winner With

BIG SAVINGS

From Inkwell Systems



Inkwell Systems
CREATORS OF PENWARE

P.O. Box 85152 MB290 • San Diego, CA 92138

619/268-8792

across the screen. The effect enhances the precision of the Koala Pad. In fact we found that the Koala Pad handled better with *Cyber Video* than with the *Koala Painter* program for which it was originally intended.

To extend the working range of the pad, *Cyber Video* maintains the current cursor position when you lift the stylus. Thus, to continue drawing when you reach the edge of the pad, you need only lift the stylus and reposition it. Even greater precision of movement may be had in the graphics module by activating the Fine mode in the graphics menu.

Additional control is implemented with the two Koala Pad push buttons. Most functions are implemented by a click of either button. For some activities the left and right buttons attain unique significance. The current on-screen menu is always activated by clicking a button without any pressure on the pad's surface. In terms of action, the 1350 mouse, a trackball, and a joystick differ primarily in the use of their single active push button. In this case the function of the second push button has been assigned to f7 on the keyboard. Since these devices also lack a state which corresponds to the pad's no pressure condition, the menu activation has been assigned to a rapid double click of the fire button.

The File System

Each of *Cyber Video's* program modules maintains its own data files. File

names are automatically prefixed with an identifying letter when you save the data. For example, sound files will all start with an "S". *Cyber Video's* wide variety of data file types makes an organized filing system a necessity. For example, the graphics system will create separate files for full bit maps or pictures, windows, and sprites.

Graphics data is compressed before it is saved to disk. This saves disk space and speeds up loading times, important considerations for an animation package. The latest release of *Cyber Video* also includes a built-in fast loader for additional disk speed. The fast loader may be bypassed if your disk

A^{NEW} the Graphics Integrator²

THE GRAPHICS FORMAT CONVERSION PROGRAM THAT NOW SUPPORTS ALL OF YOUR FAVORITE GRAPHIC PACKAGES Including GEOS

- Flexidraw
- Doodle!
- Print Shop
- Print Master
- Newsroom
- Cadpak 64
- Computereyes
- Koala
- Billboard Maker
- Blazing Paddles
- Animation Station
- Super Sketch

Plus • Stand alone printer drivers
• Slide Show

Only \$29⁹⁵

drive will not work with it.

Cyber Music

The music module of *Cyber Video* lets you create sound tracks using nearly standard music notation. As can be seen from the accompanying screen photograph, *Cyber Music* supports the full range of note and rest durations down to 1/32 notes and including triplets or 1/3 notes. The only deviation from standard notation is in the function of ties or slurs. These act as toggles on the *Cyber Music* staff turning the tie function on or off.

The *Cyber Music* screen is composed of three staves, one for each of the SID chip's voices. Each staff has a range of two octaves and you may change octave range at any time. *Cy-*

ber Video's total tonal range spans seven octaves. All standard keys and time signatures are supported and these may be changed in mid-composition too.

Writing music with *Cyber Music* is simplicity in itself. Just pick up a note or other symbols from the onscreen menu and place it on the staff. Our only real cause for complaint with this arrangement was that each note could only be used once. If you wanted to repeat a note you had to go back to the menu for another one. The staff has to be scrolled manually while entering music. It may be advanced by a single character or by an entire screen. Automatic scrolling is implemented during playback; however, the screen display almost always lags behind the music.

As with any good music package, *Cyber Music* lets you create your own instruments. The program has a built-in selection of 25 instruments and sounds. All of these may be modified, or you may create instruments from scratch. Voice files may be saved to disk for future recall. *Cyber Music's* voice editor provides for selection of waveform, the setting of the sound envelope's attack, decay, sustain, and release parameters, and the adjustment of the SID chip's filters.

Cyber Music also supports special effects for those occasions when dissonance is more desirable than harmony. The special effects screen lets you fool with slide phenomena, as well

A TO COMPLETE YOUR WINNING HAND

FlexifontTM **Only \$29⁹⁵**


The Icon, Font and Character Generator

- Create custom icons, fonts and characters with ease
- 33 font styles to use right away
- The perfect companion to the Flexidraw Hi-Res Graphics System



Reader Service No. 192

Composing with Cyber Video is as easy as picking a note or other symbol from the on-screen menu and placing it on one of the three staves (one for each of the SID chip's three voices).



as providing access to the SID chip's RING and SYNC modulation abilities.

Overall Cyber Music has sufficient features to allow it to serve well as a stand-alone music package.

Cyber Graphics

Cyber Video's graphic module also has sufficient features to qualify it as a stand-alone graphics program. It is also one of the few drawing programs which utilize the C-64's hi-res bit map mode in 320 by 200 pixel format. The design of the VIC chip limits the display to two colors in each eight by eight pixel character cell when in hi-res mode. Note that any of the C-64's sixteen colors may be used in any combination anywhere on the screen within the above limitation. By comparison the alternative multicolor display mode has half the horizontal resolution, but allows up to three unique colors and a screen background color in each character cell. This greater color flexibility has made the multicolor mode more popular among developers of graphics packages.

Cyber Graphics supports freehand sketching as well as automatic line drawing, creation of rectangular shapes, and true circles. Some users may be puzzled by the Cyber Graphics drawing nomenclature. The menus refer to drawing with zeros, ones, or both. This refers to the state of the memory bits which correspond to the visible pixels. If you find the binary nomenclature disturbing you might think of the zeros as background and the ones as foreground. Strictly speaking the hi-res bit map does not have a background or foreground. When

drawing with both, Cyber Video generates a checkerboard pattern on the pixel level.

There are actually three bit maps used by Cyber Graphics. Two of these are directly accessible by the user. The third is used for special functions such as the built-in Undo command which actually lets you save the current state of the screen or restore a previously saved state. By comparison, Undo functions on most other graphics programs cancel the most recent graphic operation.

All three screens are also used for the Pan command. This provides horizontal scrolling across the width of two bit maps. The scroll may be stopped at any time and the current screen position saved as a separate picture.

Cyber Graphics provides extensive bit map copy functions. Sections of the bit map may be copied to the same screen or the alternate in several different ways. Windows, or sections of the bit map, may be defined and saved as separate entities. Windows are used extensively as graphic overlays by the animation module. Once again, Cyber Graphics resorts to digital terminology in order to describe the various copy functions.

The copy modes include image Overlay, Inversion (creates a photo negative), And, Or, and Exclusive Or. The And mode can be thought of as "both" mode, as only corresponding pixels which are both in the one state will remain as ones. The Or mode may be considered a transparent overlay. The Exclusive Or function can be thought of as a test mode in that two successive operations will restore the orig-

READER SERVICE INDEX


Page	Company	Svc. No.
13	Abacus Software, Inc.	210
39	Abacus Software, Inc.	178
C-4	Access Software, Inc.	171
8	Accolade	212
48	Accolade	164
10	Acorn of Indiana, Inc.	198
9	Alsoft	169
28	American Int'l Computer	180
59	Central Point Software Inc.	188
75	Cheatsheet Products, Inc.	—
11	COMAL Users Group USA	—
13	COMAL Users Group USA	—
51	C.O.M.B.	—
35	Computer Mart	170
57	Data East	172
41	Datasoft	165
C-2	Digital Solutions Inc.	168
10	Dune Systems	197
12	Electronic One	199
36	Emerald Component Int'l	195
70	Free Spirit Software, Inc.	205
48	Firebird	163
71	ICT Inc.	206
66	Inkwell Systems	192
41	Intersel/Electronic Arts	166
38	Jason-Ranheim	186
23	KFS Software, Inc.	200
42,43	Lycu Computer	204
69	McGraw Hill	—
29	MicroComputer Services	191
C-3	MicroProse	173
30	Micro-W Distributing Inc.	184
30	Ohio Computer Services	183
47	Origin	167
31	Precision Peripherals	177
14-19	Protecto Enterprises	182
4,5,7	Pro-Tech-Tronics	174
54	QuantumLink	181
81	Recovery!	—
36	Roger Wagner Publishing	194
24	R.J. Brachman Associates	201
8	Sierra On-Line	211
10	Sierra On-Line	208
10	Sierra On-Line	209
73	Software Discounters	193
22	S&S Wholesalers, Inc.	176
49	Superior MicroSystems, Inc.	187
25	T.C. Electronics	202
68	TCO Software	—
63	Tensoft	189
64	Touchstone	175
34	Trans Com Inc.	185
76	Wedgwood Rental	207
6	Xetec, Inc.	196
12	Ahoy! Disk Magazine	—
40	Ahoy! Access Club	—
46	Ahoy! Binders	—
60	Ahoy! Disk	—
62	Ahoy! Subscription	—
65	Ahoy! Back Issues	—

The publisher cannot assume responsibility for errors in the above listing.

TWO GREAT MUSIC PROGRAMS

from TCO SOFTWARE

The EUPHONY™ series music programs play pieces up to 50 minutes long with every note shown simultaneously on the music staff and keyboard. Notes change color as they are played. Play any portion, change instruments, key and tempo to suit your taste. Select from 9 instruments or create your own with the full power of the Commodore™ sound chip. Music can be programmed to play for hours at a time. Each program comes with Euphony Music Collections 1, 2 and 3. Music Collection 4 is available separately.



What our customers say about Euphony

- "Best on the market!" -S.V. Newark, NJ
- "Best on the market!" -P.G. Niles, IL
- "Superb! Great! Beautiful!" -C.H., Coral Gables, FL
- "Thank you so much for such an excellent product! It's tremendous!" -L.L., Rocksprings, TX
- "Delighted with (Euphony). It is the best and simplest music software I have yet come across" -M.L., Castle Cove, Australia
- "Thoroughly enjoyed it...Excellent manual...Euphony caused me to completely reassess the ability of the C-64...Fantastic for serious music listeners, students, programmers" -M.C., Los Altos, CA
- "Best combination of ease-of-use and versatility I've seen yet...Way above anything else" -D.T., Juneau, AK
- "It's a great program. I love it!" -C.L., Parsippany, NJ
- "I love your program! Am spreading the word" -M.H. Baltimore, MD
- "Euphony+ is the best music program I've seen for the Commodore. I really enjoy the flexibility it gives you in transcribing music" -M.Z., Peru, IN
- "I'm delighted with the Euphony Jr. and Music Collection 3-truly amazing. A superb job you've done" -B.G., Barrie, Ont.
- "I have enjoyed it immensely! You have done a great job!" -T.E., Rome, GA
- "I can't tell you how wonderful the music is" -M.F., Ottawa, Ont.
- "I love it. Of the various music programs I have, yours is the most complete and the easiest to use. It has many features not found on other programs" -J.J., N. Highlands, CA
- "Euphony is the best music program I've had" -R.C., Ingalls, KS

EUPHONY JR. \$19.95 plus \$2.00 shipping

3 hours of virtuoso performances. contains many complete works, including Beethoven's Waldstein sonata, several Mozart sonatas, Bach's Brandenburg Concerto No. 3 and Fugue in D minor, Chopin's Fantaisie Impromptu, Handel's Messiah, plus pieces by Debussy, Couperin, Albeniz; popular pieces, hymns and more. Two-disk set plus 20-page manual.

EUPHONY VERSION 3.0. \$39.95 plus \$2.00 shipping

Our powerful music processor with many new features and an expanded 3-hour music collection (same as Euphony Jr's). Create and edit long and complex pieces of music. Use dotted 32nd notes, triplets, legato/staccato, repeats, etc. Full screen editing of music code, automatic error detection and more! Two disk set plus 44-page manual.

EUPHONY+ Same as Euphony ver. 3.0 plus **prints music scores** on Epson™ and Star Micronics™ printers. **\$44.95** plus \$2.00 shipping

MUSIC COLLECTION 4. Over 60 minutes of additional music for Euphony or Euphony Jr. Moonlight sonata, Bach bourees, more pieces by Mozart, Schumann, etc. **\$7.50** + \$1 shipping.

FOR COMMODORE 64 AND 128 COMPUTERS

15-DAY MONEYBACK GUARANTEE

VISA, MASTERCARD accepted. All orders shipped immediately via first class mail. COD and overseas orders please add \$2.00

TCO SOFTWARE

Dept. C, P.O. Box 81504, Fairbanks, AK 99708

907-479-4898

inal image. This full range of copy functions is used for the various pseudoanimation effects in the Animation Module.

As with other hi-res packages, Cyber Graphics handles color in its own unique way. You select the foreground and background color (zeros and ones) to operate on a character cell, window, or screen. Note that erasing a screen consists of two operations. First the screen must be filled with zeros (or ones), then filled with a single color.

Cyber Graphics has a built-in sprite editor. Up to seven sprites may be created with each work screen. Sprites may be linked together and positioned on the screen. Parts of the main bit map may also be copied into a sprite.

The current version of *Cyber Video* includes a simple conversion program to transfer images in the popular *DOODLE!* format into Cyber Graphics format. This will let you make use of any existing hi-res graphics libraries in your possession. The conversion program works in both directions, changing Cyber Graphics pictures into *DOODLE!* format.

Cyber Animation

This is where all the graphics and music come together. At its simplest level, Cyber Animation can serve as a sophisticated slide show. However, it is really far more than that. Built into Cyber Animation is the equivalent of an animation programming language. Its commands are most of the menu commands from Cyber Music and Cyber Graphics. These are supplemented by the commands which control timing, loops, and text display. The text part of Cyber Animation is not the same as the text command of Cyber Graphics. In the former, text actually becomes part of the animation command file. In the latter, the text becomes part of the bit mapped image.

Cyber Animation contains the facilities for creating, editing, and previewing the animation lists. However, there are some serious shortcomings to these facilities. At present you will require a good feel for the capabilities of the animation module to use it effectively. Once an animation list is created you can step forward through it, but there is no means to back up. This makes

it awkward to find a sequence of commands if you can't remember exactly where they are. Some information cannot be redisplayed once it is entered into the animation list. For example, file names associated with a load instruction seem to disappear forever.

The most obvious solution to this problem is to provide a facility for printing out an animation list. This would permit independent analysis outside of the computer. At present there is no printer support provided for any of *Cyber Video's* program modules.

On the other hand, Cyber Animation is surprisingly easy to use. A small amount of practice with it will take you a long way up its learning curve. The demo disk which accompanies *Cyber Video* contains numerous sample files along with the run time modules. These files supplement the information contained in the manual.

Documentation

Cyber Video comes with a well-written manual of over 90 pages. More than half is devoted to Cyber Music, including a lengthy introduction, a section on music, and a reference section. The remainder of the manual is equally divided between the graphics and animation sections. The manual is accompanied by several loose pages which explain the latest updates.

Conclusions

Cyber Video's sound and graphics modules are notable utilities in their own right. The real power of *Cyber Video* comes from the unification of all its components. Based on what we have seen, *Cyber Video* can produce very effective results. You don't have to take our word for this. For \$5 you can order the Touchstone demo disk. This demo, which runs for about 20 minutes, highlights many of *Cyber Video's* features. It also contains an introductory episode of the adventures of Captain Val Spinoza of the Federation's Fixer League. This tongue-in-cheek parody contains some excellent graphics and sound and is alone worth the price of the demo. If you like what you see, simply pay the balance and you will have the chance to complete Captain Spinoza's adventure on your own. If you don't like what you get, Touchstone offers an

REVIEWS

unconditional money back guarantee on its product.

Cyber Video is protected against unauthorized distribution by a security key or dongle which plugs into the joystick port. Note that the run time module does not require the security key for its use. This permits you to send your disk-based dissertations to your family and friends.

Touchstone, P.O. Box 1378, Couer d'Alene, ID 83814 (phone: 208-667-9290).
—Morton Kevelson

SIXTH SENSE 128

Prism Software
Commodore 128
Disk; \$49.95

Sixth Sense 128, a terminal program that runs on the C-128 in 80-column 128 mode, is the best communications package that I've seen for the C-128. While it is easy to use via pull-down menus, it also accepts direct commands for those who like the quicker operation that such commands afford. The user decides which command entry system is appropriate for him. The on-line help feature makes it even easier for beginners to learn how to use the program.

Sixth Sense 128 works with most of the popular modems available for the Commodore 128, including the Commodore 1600, 1650, 1660, and 1670, the Westridge, Mitey Mo, Hayes and compatibles (Volks 6420 and 1200), and RS-232 modems attached with the RS-232 interface. For this review, I used the Volks 1200. If the modem in use supports auto-answer and auto-dial, then *Sixth Sense 128* will enable these features.

The dialing functions are very well done, offering auto-dial, auto-answer, redial, and a dial list command. The dial list command cycles through a list of phone numbers, dialing each in turn until a carrier is detected. The list can include numbers longer than 11 digits, so you can include calling card or other dialing information. Both tone and pulse dialing are supported.

Sixth Sense 128 supports XMODEM and CompuServe "B" file transfer protocols. These two popular protocols help insure that time spent down- and up-loading is not wasted. If you are communicating with a computer that

Only NRI teaches you to service all computers as you build your own fully IBM-compatible microcomputer

With computers firmly established in offices—and more and more

new applications being developed for every facet of business—the demand for trained computer service technicians surges forward. The Department of Labor estimates that computer service jobs will actually double in the next ten years—a faster growth rate than for any other occupation.

Total systems training

No computer stands alone... it's part of a total system. And if you want to learn to service and repair computers, you have to understand computer systems. Only NRI includes a powerful computer system as part of your training, centered around the new, fully IBM-compatible Sanyo 880 Series computer.

As part of your training, you'll build this highly rated 16-bit IBM-compatible computer system. You'll assemble Sanyo's "intelligent" keyboard, install the power supply and disk drive, and interface the high-resolution monitor. The 880 Computer has two operating speeds: standard IBM speed of 4.77 MHz and a remarkable turbo speed of 8 MHz. It's confidence-building, real-world experience that includes training in programming, circuit design and peripheral maintenance.

NEW!

Train with the newest Sanyo 880 Series Computer—it's fully IBM-compatible and runs almost any IBM PC!



Your NRI total systems training includes all of this: NRI Discovery Lab® to design and modify circuits • Four-function digital multimeter with walk-you-through instruction on audio tapes • Digital logic probe for visual examination of computer circuits • Sanyo 880 Series Computer with "intelligent" keyboard and 360K double-density, double-sided disk drive • High resolution monochrome monitor • 8K ROM, 256K RAM • Bundled software including GW BASIC, MS DOS, WordStar, CalcStar • Reference manuals, schematics, and bite-sized lessons.



NRI is the only technical school that trains you on a total computer system. You'll install and check keyboard, power supply, disk drive, and monitor, following step-by-step directions.

No experience necessary—NRI builds it in

Even if you've never had any previous training in electronics, you can succeed with NRI training. You'll start with the basics, then rapidly build on them to master such concepts as digital logic, microprocessor design, and computer memory.

Send for 100-page free catalog

Send the coupon today for NRI's 100-page, full-color catalog, with all the facts about at-home computer training. If the coupon is missing, write to: NRI, 3939 Wisconsin Ave., NW, Washington, D.C. 20016.

SEND COUPON TODAY FOR FREE NRI CATALOG!

NRI SCHOOLS

McGraw-Hill Continuing Education Center
3939 Wisconsin Avenue, NW, Washington, DC 20016
We'll give you tomorrow.

CHECK ONE FREE CATALOG ONLY

- ☐ Computer Electronics
- ☐ TV/Audio/Video Servicing
- ☐ Satellite Electronics
- ☐ Robotics & Industrial Control
- ☐ Data Communications

- ☐ Industrial Electronics
- ☐ Communications Electronics
- ☐ Electronic Design Technology
- ☐ Telephone Servicing
- ☐ Digital Electronics Servicing
- ☐ Basic Electronics
- ☐ Electricians

For Career courses approved under GI Bill
☐ check for details.

- ☐ Appliance Servicing
- ☐ Small Engine Repair
- ☐ Air Conditioning, Heating, & Refrigeration
- ☐ Locksmithing & Electronic Security
- ☐ Building Construction
- ☐ Automotive Servicing
- ☐ Photography
- ☐ Bookkeeping & Accounting

Name (Please print)

Age

Street

City/State/Zip

Accredited by the National Home Study Council

202-057

AHoy! 69

Free Spirit Software, Inc.

538 S. Edgewood
La Grange, IL 60525
(312) 352-7323

1541/1571 DRIVE ALIGNMENT

Avoid costly repair bills! Perform your own alignment. 1541/1571 Drive Alignment diagnoses and reports the alignment condition of the disk drive as you perform adjustments. An on-screen HELP menu is available while the program is running. Full documentation includes section on how to load Alignment program even when the drive is badly misaligned. Auto-boots to all modes. Works on 1541, 1571 in 1541 or 1571 mode, C64 or C128 in 64 or 128 mode. Only \$34.95!

SUPER DISK LIBRARIAN

A full featured disk cataloging and library system for the C128 in 128 mode. With one keypress all programs on a disk are cataloged. Catalog up to 1000 disks and 15,200 program names! Operates in fast mode with 80 column display. Catalogs 1541, 1571 and CP/M Plus formatted disk directories. Reads heavily protected disks! Printer output includes library index, full library report, master program list, category program list and disk labels. Also contains full featured disk utilities section including all CBM DOS commands plus rename a disk, copy protect a disk, change disk format without affecting data & much more! Fully documented. Organize your disk library & more for only \$29.95!

MUSIC OF THE MASTERS

Free Spirit's highly acclaimed Music of the Masters series is a must for all music lovers. An hour of classical music per disk for the C64 or the C128 in 64 mode.

Music of the Masters I - Handel, Haydn, Mozart, Bach, Beethoven & many others!

Music of the Masters II - Minuets, waltzes, sonatas & more from Bach, Brahms, Beethoven, Chopin, Schubert & many others.

Music of the Masters III - Mostly Mozart.

Music of the Masters IV - Best of Bach.

Music of the Masters V - Popular themes from the greatest & best known works of the Masters. \$9.95 per disk, 2 for \$17.95, 3 for \$24.95, 4 for \$31.95, order all 5 disks for only \$38.95!

The Great War - WWI strategy game for the C128 in 128 mode and 1571 disk drive. Armies of 17 countries represented. Hundreds of hours of challenge. Disk - \$29.95

BASICally Simple 64 - How to use all basic 2.0 commands in Basic programs. Disk - \$14.95

BASICally Simple 128 - How to use all Basic 7.0 commands in Basic programs. Disk - \$19.95

Programmer's Notebook - High speed storage & retrieval system designed specifically for the programmer. Index magazine articles, programming routines or other computer related information. For the C128 in 128 mode. Disk - \$19.95

Mr. Quizzer - Program to prepare quizzes as a general aid to learning. Prepare multiple choice, vocabulary, spelling, T-F, or general question-answer tests. Works on C64, C128 in either 64 or 128 mode, 40 or 80 column display, 1541 or 1571 disk drive, Commodore & compatible printers. Disk - \$19.95

Free shipping & handling! Immediate delivery! Illinois residents add 8% sales tax. Send check or money order to:

Free Spirit Software, Inc.
538 S. Edgewood
La Grange, IL 60525

can't use these protocols, you can use *Sixth Sense 128's* buffer dump and buffer save. Buffer capture is best used only with text files. The buffer holds 800 lines of 80 column text with a normal 128K C-128. If you add the 512K memory expansion module, the buffer size goes up to 7200 lines.

Your Viewing Pleasure

As *Sixth Sense* does not have a 40-column version, a good monitor is highly recommended. On a television screen the output would probably be illegible.

The screen color adjustments are almost a necessity. The default colors, black letters on a white screen, were very uncomfortable for me. Others may find this acceptable, but I was constantly squinting to cut the glare. Switching to white letters on a black screen made the text much easier to read.

The color controls aren't very useful unless you are using an RGBI monitor, since this is the only type that offers true color output. Composite monitors (like the Amiga 1080 that I was using) can only be used in monochrome mode.

Disk Options

Sixth Sense 128 is designed to work with Commodore 1541, 1571, and 4040 disk drives, as well as MSD SD-1 and SD-2. It allows you to load, save, and scratch files (SEQ or PRG). Files can be edited without leaving the program, or they can be written to disk as they are received through the modem. With this feature, you open the disk file before you start to receive data from the remote computer. Instead of buffering the information in memory, the data is written straight to disk. This simplifies acceptance of longer files.

The commands to view disk directories are quite flexible. If you are in a hurry, you can specify sequential files or program files only for the listing. You can easily send the output to a printer as well.

Other Features

One feature that surprised me was the macro-capability. Like other programs that offer this feature, it allows you to assign multiple-keystroke commands to single keys for easy access. The amazing part, though, is the flex-

Sixth Sense 128 Terminal Parameters

Baud Rate	50, 110, 150, 300, 600, 1200, 2400
Parity	no, odd, even, mark, space
Stop bits	one, two
Word Length	five, six, seven, eight
Duplex	full, half, offline half

ibility of programmable functions. Commands can include "wait time," "wait newline," "when \$ do," "when time do," "when line do," and "when counter do." You can have 20 macros set up at a time.

Another convenience feature that I really enjoyed was the split-screen mode. When this is turned on, a "write window" appears at the bottom of the screen. Any characters you type are printed in the window, so they do not get mixed with text coming in through the modem. In a CB simulator-type environment, this feature is invaluable.

Sixth Sense 128 offers repeating keys, adjustable cursor, line wrap toggle, control character display toggle, and a built-in clock.

The program also has two built-in editors and includes search and bookmark features to make finding information easier. While the screen editor is more versatile, you are limited to editing one screen of data at a time. Since it's possible to switch between the editors at will, the one screen at a time limitation can be circumvented with a little effort. Information in the edit buffer can be saved to disk, in parts or as a whole. Editing space is limited by the amount of memory, as mentioned earlier.

Documentation

The documentation could use an index. The appendices are marvelous and include a quick command lookup, sample macros, information on using RAM expansion modules, ASCII tables, and a cross-referenced command list that includes both direct and menu access. There's a tutorial at the beginning for those who want to get online quickly.

A direct command keys listing contained in the middle of the manual might have been more useful if placed on a separate card for easy access. However, at least it's there for reference if you need it.

Conclusion

In all honesty, if there's a feature of a great terminal package that isn't included in *Sixth Sense 128*, I couldn't name it. From sending special print codes to your printer to writing a transfer report on your screen after download and uploads, this program seems to have it all. Though it's a bit more expensive than other terminal packages, as far as I can see *Sixth Sense 128* is worth the extra money.

Prism Software, 401 Lake Air Drive, Suite D, Waco, TX 76710 (phone: 817-751-0200).
—Cheryl Peterson

TAX MASTER

Master Software
Commodore 64
Disk; \$30

While it may seem a little late in the year to be reviewing a tax package, I know I'm not the only one who is up until 3 a.m. on April 14 figuring out taxes. So for the rest of you stragglers, here's a last-minute look at an inexpensive yet operable tax program. (In case you think I'm kidding about waiting until the last minute, I didn't use this year's tax figures to test this package. I used my forms from last year, since I already knew what the totals would be.)

Tax Master is a BASIC program that is not copy protected. In fact, it's not even list protected. At one point, the documentation even tells you that if you use a printer that is device number 6, you have to list one line and change a value in it. To be able to list a commercially offered program these days is amazing. For those of you who are tempted to print it out, I'll warn you, it's a very long listing.

Forms Supported, Forms Missing

Tax Master will help you fill out many of the forms commonly used by most taxpayers. These include the 1040 with its accompanying Schedules A and B, Form 4562 (depreciation) which goes with Schedule C (income or loss from a business or profession), Schedules D (capital gains and losses), E (supplemental income—rents and royalties), and F (farm income). Two forms that are frequently required by those who fill out Schedule C are the Schedule W (two-earner deduction) and the Schedule SE (self-employment tax). These two forms are not includ-

ed in the *Tax Master* system. The documentation does point out that if you have income from a business you will need to fill out a Schedule SE.

Tax Master also does not include the forms 1040A (short form) and the 1040 EZ (easy form). But then why would anyone need a computer program to fill out those two forms?

Speaking of filling out forms, *Tax*

Master does not. You can print out the data for each form, but it is not formatted correctly to print on the IRS forms. You will have to manually fill them out.

Documentation


The small 14-page booklet is fairly comprehensive, despite its small size. The authors have managed to include

Continued on page 106

What
C-64* &
C-128* USERS
HAVE BEEN WAITING FOR!!
HARD DISK SYSTEM W/FLOPPY

DATA CHIEF™

- ° FAST
- ° EXPANDABLE
- ° TRANSPARENT OPERATION



10 MBYTE DRIVE
Stores 60 Floppies!

- ° MULTIPLE CHAINED PARTITIONS
- ° GEOS** COMPATIBLE
- ° SUPPORTS SINGLE SIDED C-128 AND CPM
- ° BUILT-IN FLOPPY DRIVE
- ° SUPPORTS ALL 2.0 TO 7.0 (C-128) DOS COMMANDS
- ° REPROGRAMMABLE "BOS PAK™" (BUFFERED OPERATING SYSTEM)

20 Mbyte Model HFD-20
ONLY \$995.00

10 MBYTE MODEL HFD-10
ONLY \$895.00

5 MBYTE MODEL HFD-5
ONLY \$695.00

The **DATA CHIEF** has been designed by C-64 users for C-64 users with important features like:

Storage in original individual disk format:

- Easy Access to programs via Disk Number.
- Example: for disk # 60: 'OPEN 15, 8, 15, "H60"

Standard Utilities Included

- Includes Wedge Commands

135 Watt Power Supply

Metal Enclosure houses up to 3 each 1/2 Ht Hard Disks

- Provides Excellent Monitor Stand 'P.C. style
- Allows room for future expansion

Complete Operating Manual

1 Year Full Warranty

The **DATA CHIEF** is perfect for software and hardware developers, business users, students, and serious computer experimenters as well as for bulletin boards and data base systems.

TO ORDER SEND CERTIFIED CHECK OR MONEY ORDER TO:

Maryland residents add 5% sales tax
For more information call:
(301) 371-4000

Allow 4-6 weeks delivery (U.S. Only)

* C-64 & C-128 are trademarks of
Commodore Electronics, Ltd.

** GEOS is a trademark of
Berkeley Softworks.



103 BAUGHMAN'S LANE
SUITE 301
FREDERICK, MD 21701

TIPS AH-OY!

Compiled by Michael R. Davila

Contributors to *Tips Ahoy!* will be handsomely compensated immediately upon acceptance. Send your best programming or hardware hints to *Tips Ahoy!*, c/o Ion International Inc., 45 West 34th Street—Suite 407, New York, NY 10001. Include a stamped and self-addressed envelope if you want your submission returned.

64 BURST LOAD

If you own the Commodore 128 personal computer and the 1571 disk drive and find that it takes too long for a program to load from the 64 mode, use *64 Burst Load* for a nearly 200% increase in speed.

Many 128 owners, including myself, purchased the "quick" 1571 drive with their computer. Many of these same individuals were surprised (although not totally) to learn that, when the computer is in 64 mode, the quick drive is not much faster than the 1541. Consequently, I wrote *64 Burst Load* which will load the program from the 128 operating mode, switch to the 64 mode, and run the BASIC program for you.

When you've decided on a program to quick load, make a note of the name (for our example we'll use MENU). Next, load 64 BURST.BOOTER. List the program and change the variable F\$ to MENU which is the name of the program we made a note of. Now, save the program with a meaningful name on the disk with MENU (I'll use MENU.BOOT). Then, load 64 BURST.CREATOR, insert the disk with MENU back into the drive, and run the program. This program creates an ML file on disk by the name of 64 BURST LOAD.ML. That's it! (Note: you can have more than one "boot" file on the same disk, but 64 BURST LOAD.ML is required only once.)

To see the speed increase, enter the following:

```
RUN"MENU.BOOT"
```

While the ML program is setting up your BASIC 2.0 program, the screen will remain undiscernible because the microprocessor will be running at 2.04 MHz (FAST mode).

—Shawn K. Smith
Bronx, NY

```
•100 REM 64 BURST.CREATOR -SHAWN K. SMITH
•110 BANK15:FORD=DEC("15B3")TODEC("1618")
•120 READY$:POKE,DEC(Y$):T=T+PEEK(D)
•125 NEXT:POKE243,9:IFT=14679THEN130
•126 PRINT"?? DATA DOES NOT CHECK -";
•127 PRINT"ERROR[3"!"]":END
•130 INPUT"[DOWN][DOWN]PRESS RETURN TO SAVE";Y$
•140 BSAVE"64 BURST LOAD.ML",P5555TO P(D)
•150 DATA A9,F7,8D,05,D5,A2,FF,78,9A,D8
•160 DATA 8E,16,D0,20,A3,FD,20,50,FD,20
•170 DATA 15,FD,20,5B,FF,58,20,53,E4,20
•180 DATA BF,E3,A0,00,B9,E1,15,99,00,C0
```

```
•190 DATA C8,D0,F7,4C,00,C0,A2,1C,84,FB
•200 DATA 86,FC,84,FD,A2,08,86,FE,A2,84
•210 DATA B1,FB,91,FD,C8,D0,F9,E6,FC,E6
•220 DATA FE,CA,D0,F2,A9,19,A2,08,85,2D
•230 DATA 86,2E,20,59,A6,20,33,A5,20,8E
•240 DATA A6,A9,00,85,90,8D,30,D0,4C,AE
•250 DATA A7,EA:PRINTDS$:END
```

FILE SIZER

File Sizer offers a quick and convenient way of determining the number of bytes a file (PRG, USR, or SEQ) occupies, and every track and sector the file occupies. In determining the byte count, *File Sizer* does not rely on the block count of the file as displayed in the directory which can be altered to return a value from 0-65535. Although the program is written solely in BASIC, it is relatively quick because it does not read every single byte of the file to determine its size. I've used *File Sizer* with the 1541 and 1571 disk drives with total reliability.

—Shawn K. Smith
Bronx, NY

```
•100 REM*PROGRAM-ID. FILE SIZER.
•110 REM*AUTHOR. SHAWN K. SMITH
•120 R$=CHR$(18):D$=CHR$(17):O$=CHR$(0)
•130 INPUT "FILE NAME";N$:IFN$=""THENEND
•140 OPEN1,8,15,"ID":OPEN8,8,8,+N$:GET#1,
E:IFETHEN240
•150 PRINT#1,"M-R"CHR$(24)CHR$(0)CHR$(02)
):GET#1,T$,S$:T=ASC(T$+O$):S=ASC(S$+O$)
•160 PRINT"FIRST TRACK" T,"FIRST SECTOR" S;
•170 CLOSE8:OPEN8,8,8,"#":CNT=0
•180 PRINT#1,"U1:";8;0;T;S
•190 PRINT#1,"M-R"CHR$(0)CHR$(3)CHR$(2)
•200 GET#1,T$,S$:T=ASC(T$+O$):S=ASC(S$+O$)
):REM NEXT TRK/SEC
•210 IFTTHEN PRINT"NEXT TRACK ";T,"NEXT S
ECTOR ";S:CNT=CNT+1:GOTO180
•220 BYT=CNT*254+S:IFCNTTHENBYT=BYT+252
•230 PRINTD$R$"BYTES =" BYT
•240 INPUT#1,E$,M$:PRINTD$R$E$M$
•250 CLOSE8:CLOSE1:END
```

C-64 CHAR

Have you ever wished there were a CHAR command on C-64? There is a way to simulate this by using a pair of unique POKES. To set the vertical position use POKE214,(1-25). To set the horizontal position use POKE211,(1-40). To use these effectively, put a : PRINT : between them. For example:

```
•10 POKE 214,13:PRINT:POKE 211,16
•20 PRINT"HELLO, HOW ARE YOU"
```

—Paul Hicks
Fannin, GA

Software Discounters of America



For Orders Only—1-800-225-7638
PA Orders—1-800-223-7784
Customer Service 412-361-5291

- Free shipping on orders over \$100 in continental USA
- No surcharge for VISA/MasterCard
- Your card is not charged until we ship

ABACUS SOFTWARE		AVATON HILL		MISC	
Assembler Monitor (D)	\$25	Dr. Ruth (D)	\$19	Celebrity Cookbook (D)	\$19
Basic (D)	\$25	Super Sunday (D)	\$21	CSM 1541	
Basic 128	\$39	SBS 1985 Team Disk	\$14	Align Kit (D)	\$29
Cad Pak (D)	\$25	SBS Champs Disk	\$14	Central Point—	
Cad Pak 128	\$39	Splitfire '40 (D)	\$23	Copy 2 (D)	\$23
Chart Pak 128	\$25	Title Bout (D)	\$19	Font Master 2 (D)	\$33
Cobol (D)	\$25	AVANTAGE		Font Master 128	\$39
Cobol 128	\$39	Desert Fox (D)	\$9.88	Gato (D)	\$16
Forth (D)	\$25	Deceptor (D)	\$9.88	GEOS—Inside &	
Power Plan (D)	\$25	Power (D)	\$9.88	Out (Book)	\$15
PPM (D)	\$25	Spy vs. Spy 1 & 2 (D)	\$9.88	Snapshot 64 (R)	\$39
PPM 128	\$39	BATTERIES INCLUDED		Superbase 64 (D)	\$47
Speed Term 64 or 128	\$39	Consultant (64 or 128)	\$36	Superbase 128 (D)	\$59
Super C (D)	\$25	Paperclip w/Spell (D)	\$29	Superscript 64 (D)	\$33
Super C 128	\$39	Paperclip II 128	\$49	Superscript 128	\$47
Super Pascal (D)	\$39	BERKELEY SOFTWARES		ORIGIN	
Super Pascal 128	\$39	Geos 128	\$44	Autoduel (D)	\$32
ACCESS		Geos 64 (D)	\$39	Cyrus Chess (D)	\$6.88
Executive Leader Board		*Geo-Calc (D)	\$33	Maxi Golf (D)	\$6.88
Tourn. Disk	\$14	*Geos Desk Pak 1 (D)	\$23	Mr. Pixel's	
L.B. Famous		*Geos Desk Pak 2 (D)	\$33	Cartoon Kit (D)	\$6.88
Course Disk	\$14	*Geo-Dex (D)	\$25	Rambo: First Blood	
Leader Board Golf (D)	\$25	*Geo-File (D)	\$33	Part II (D)	\$6.88
Leader Board		*Geos Font Pak (D)	\$19	The Eliminator (D)	\$6.88
Tourn. Disk #1	\$14	*Writer's Workshop (D)	\$33	Top Gun (D)	\$6.88
Robotics Workshop	\$119	*Geos 64 add-on		TIMEWORKS	
Tenth Frame (D)	\$25	programs only!		Accts. Payable (D)	\$33
Triple Pack: BH1, BH2, Raid		BRODERBUND		Accts. Receivable (D)	\$33
Over Moscow (D)	\$14	Bank St. Series	Call	Data Manager 2 (D)	\$25
World Class		Carmen Sandiego:		Data Manager 128	\$43
Leader Board	Call	USA (D)	\$25	General Ledger (D)	\$33
ACCOLADE		World (D)	\$23	Inventory Mgmt (D)	\$33
Acces of Aces (D)	\$19	Karateka (D)	\$19	Partner 64 (R)	\$39
Comics (D)	\$25	Print Shop (D)	\$26	Partner 128 (R)	\$43
Fight Night (D)	\$19	P.S. Companion (D)	\$23	Swiftcalc/Sideways (D)	\$25
4th & Inches		P.S. Graphics Library		Swiftcalc/	
Football (D)	\$19	#1, #2, or #3	\$16 Ea.	Sideways 128	\$43
Hardball (D)	\$19	P.S. Graphics Library		Swiftfax '86	\$33
Killed Until Dead (D)	\$19	Holiday Edition	\$16	Sylvia Porter's Personal	
PSI-5 Trading (D)	\$19	Toy Shop (D)	\$39	Fin. Planner (D)	\$43
ACTION SOFT		CMS		Sylvia Porter's Personal	
Thunder Chopper (D)	\$19	CMS Accounting (D)	\$119	Fin. Planner 128	\$43
Up Periscope! (D)	\$19	CMS Accnt. 128	\$119	Word Writer 3 (D)	\$33
ACTIVISION		CMS Inventory 128	\$49	Word Writer 128	\$43
Aliens (D)	\$23	DATA EAST		UNISON WORLD	
Cross Country Road		Breakthru (D)	\$23	Art Gallery 1 (D)	\$16
Race (D)	\$19	Commando (D)	\$23	Art Gallery 2 (D)	\$16
Gamemaker (D)	\$25	Express Raider (D)	\$23	Print Master Plus (D)	\$23
Gamemaker Library Disks		Ikari Warriors (D)	\$23	VALUE TIME	
Sports	\$14	Karate Champ (D)	\$14	Art Library 1 or 2 (D)	\$6.88
Science Fiction	\$14	Kung Fu Master (D)	\$14	Calendars &	
Greeting Card Maker (D)	\$23	Tag Team Wrestling	\$23	Stationery (D)	\$6.88
Hacker 2 (D)	\$23	DAVIDSON		Greeting Cards (D)	\$6.88
Little Computer		Algebra (D)	\$33	Signs & Banners (D)	\$6.88
People (D)	\$23	Math Blaster (D)	\$33	WEEKLY READER	
Music Studio (D)	\$23	Speed Reader II (D)	\$33	Stickybear Series:	
Portal (D)	\$25	Spell It (D)	\$33	ABC's (D)	\$16
Shanghai (D)	\$23	Word Attack (D)	\$33	Math (D)	\$16
Tass Times (D)	\$23	ELECTRIC DREAMS		Numbers (D)	\$16
Transformers (D)	\$23	Rocky Horror Show (D)	\$14	Opposites (D)	\$16
ARTWORK		Spindizzy (D)	\$9.88	Reading (D)	\$16
Beach Blanket		Titanic Recovery		Shapes (D)	\$16
Volleyball (D)	\$9.88	Mission (D)	\$14	Spellgrabber (D)	\$16
Bridge 4.0 (D)	\$16	Zoids (D)	\$9.88	WINDHAM CLASSICS	
Equestrian Show		ELECTRONIC ARTS		Alice in	
Jumper (D)	\$9.88	Software Classic Series:		Wonderland (D)	\$6.88
Highland Games (D)	\$9.88	Archon (D)	\$9.88	Below the Root (D)	\$6.88
Hole in One + 6 (D)	\$9.88	Archon 2: Adept (D)	\$9.88	Swiss Family	
International Hockey (D)	\$16	Financial		Robinson (D)	\$6.88
Police Cadet (D)	\$9.88	Cookbook (D)	\$9.88	Treasure Island (D)	\$6.88
Strip Poker (D)	\$21	Heart of Africa (D)	\$9.88	Wizard of Oz (D)	\$6.88
Data Disk #1 Female	\$14	Mail Order		ACCESSORIES	
Data Disk #2 Male	\$14	Monsters (D)	\$9.88	Bonus SS, DD	\$5.99 Bx
Data Disk #3 Female	\$14			Bonus DS, DD	\$6.99 Bx
Thal Boxing (D)	\$9.88			Compuserve Starter Kit	
				(a \$25 usage Credit)	\$19
				Disk Case (Holds 75)	\$9
				Disk Drive Cleaner	\$9
				Epyx 500XJ Joystick	\$14
				Wico Bat Handle	\$17
				Wico Boss	\$12

P.O. BOX 111327—DEPT. AY—BLAWNOX, PA 15238

*Please Read The Following Ordering Terms & Conditions Carefully Before Placing Your Order: Orders with cashiers check or money order shipped immediately on in stock items. Personal & Company checks, allow 3 weeks clearance. No C.O.D.'s! Shipping: Continental U.S.A.—Orders under \$100 add \$3; free shipping on orders over \$100. AK, HI, FPO, APO—add \$5 on all orders. Canada & Puerto Rico—add \$10 on all orders. Sorry, no other international orders accepted! PA residents add 6% sales tax on the total amount of order including shipping charges! REASONS FOR CALLING CUSTOMER SERVICE—412-361-5291 (1) Status of order or back order (2) If any merchandise purchased within 60 days from S.D. of A. is defective, please call for a return authorization number. Defective merchandise will be replaced with the same merchandise only. Other returns subject to a 15% restocking charge. After 60 days please refer to the manufacturers warranty included with the merchandise & return directly to the manufacturer. Customer service will not accept collect calls or calls on S.D. of A.'s 800# order lines! Have you seen our on line catalog of 1000 software titles for Commodore, Atari, Apple, IBM and Amiga? It's on Compuserve's Electronic Mail—just type GO SDA and shopping for software will never be the same again! HOURS: Mon.-Fri. 9AM-5:30 PM, Sat. 10AM-4PM Eastern Time. Because this ad had to be written 2-3 mos. before it was published, prices & availability are subject to change!

MACHINE LANGUAGE TO DISK

I have often desired to save a machine language program to disk without the complicated procedure of using a monitor or transfer program. My first program to do this was only 245 bytes long. I have now added a disk status check which brings the total just over one block.

This program will PEEK the locations and then print each byte from memory to disk as an ML program. The entry of the starting address will write the load address in high byte/low byte format to the disk so that the program may be loaded back to the same location with .8,1 format.

It has many uses. I have been able to download a long ML routine which had been POKEd into memory and then substitute it for the data statements in a program. The BASIC program can then load the ML portion and SYS it. Load time can be greatly reduced with a split program of this type.

It may be used to download any part of the C-64 memory and save to disk. I have used it to download and check many sections of RAM and ROM including the Kernal and cassette buffer. With little modification, it can be used to print to the screen as token or CBM ASCII. Brevity makes it extremely useful and fast. You may find even more uses for it than I.

—Jim C. Sanders
Knoxville, TN

```
10 OPEN15,8,15:INPUT"[CLEAR][DOWN][WHITE]
ENTER FILENAME";F$
15 OPEN8,8,8,"0:"+F$+"",P,W":GOSUB65
20 INPUT"[DOWN]START ADDRESS :";S
25 INPUT"[DOWN]ENDING ADDRESS: ";E
30 H=INT(S/256):L=S-(H*256)
35 PRINT#8,CHR$(L);CHR$(H);
40 FOR X=S TO E
45 PRINT#8,CHR$(PEEK(X));
50 NEXTX
55 PRINT#8,CHR$(0);CHR$(0);CHR$(0)
60 CLOSE8:CLOSE15:PRINT"[DOWN][RVSON]COM
PLETE !":END
65 INPUT#15,EN,EM$,ET,ES
70 IFEN<20THENRETURN
75 PRINT:PRINTEN;EM$;ET;ES:CLOSE15:END
```

MEMORY TRANSFER 128

Chris Jones' tip titled "Memory Transfer" in the February issue of *Ahoy!* is valid only for the Commodore 64. The same program can be used for the C-128 with one change. Substitute 4864 for 49152 in lines 10 and 40. The new program follows.

```
10 I=4864:FORX=1024 TO 2023:U=PEEK(X):PO
KE I,U:I=I+1
20 NEXT X
30 PRINT CHR$(147):GETKEYA$
40 I=4864:FORX=1024TO2023:U=PEEK(I):POKE
X,U:I=I+1
50 NEXTX
```

This program now POKes the current screen into RAM memory starting at 4864 for the C-128, clears the screen,

and then recalls the saved screen.

Change line 40 by replacing FOR X=1024 TO 2023 TO FOR X=2023 TO 1024 STEP-1 to print the screen upside down.

—E. Stuart Johnson
Athens, AL

DATASETTE \$ DIRECTORY

With the price of the standard C-64 under \$100 and datasets under \$20, it is possible for many new computerists to have a very reliable system to begin their computing adventures. The datasette is a dependable device, but unlike a disk, it is not possible to display a directory of what is on a cassette without playing the entire tape through. And if you are like me, you either never made, or have lost, the written record of what programs are on the cassette. After a few months you have a box full of tapes with no idea of what is on them.

Datasette \$ Directory, when put on the beginning of a cassette, will emulate a disk directory listing for your tape. It will also help you form the correct habits for when you do buy a disk drive. First, type in the program and save it at the beginning of a new tape under the filename of "\$". When you run the program the screen will prompt you for an S or a P. Press S and a sample directory will appear on the monitor or TV. You will see the title of the cassette, and, for each file on the tape, the counter position, name of file, and file type. Change the data in line 170 to the title you want for this cassette. Replace the data in lines 190-200 with the programs you put on the cassette. Save a little space after the directory program before saving your first program so you can save the directory program at the very beginning again after you make any additions. The data statements in lines 190-200 use the following format: counter position, file name, and file type.

When everything is complete, you can grab any tape you have "formatted," type LOAD"\$", run the program after it is loaded, and a directory will appear. As a bonus, if you press P instead of S at the prompt, a label of the directory will be printed on your 1525-compatible printer. One final note: just like a disk, this program will only list the first 16 characters of a filename. This is merely to get you into the right habit for the day when you purchase a disk drive. A little work now will save you a lot of confusion later. (I know!!)

—James C. Hilty
Library, PA

```
10 REM DATASETTE $ DIRECTORY-JC HILTY
20 PRINT"[CLEAR][4][DOWN]"PRESS P FOR P
RINTER OR S FOR SCREEN"
30 GETK$:IFK$=""THEN30
40 IFK$="S"THEN70
50 IFK$="P"THEN110
60 GOTO30
70 PRINT"[CLEAR]CASSETTE DIRECTORY FOR:"
80 READA$:B$=LEFT$(A$,16):PRINT"[RVSON]"
B$:PRINT
90 READC$,A$,P$:IFC$="END"THENEND
100 B$=LEFT$(A$,16):PRINTC$;" ";B$;" "
;P$:GOTO90
110 OPEN2,4
```



```

120 PRINT#2,"CASSETTE DIRECTORY FOR":PRI
NT#2
130 READA$:B$=LEFT$(A$,16):PRINT#2,CHR$(
18);B$;CHR$(146):PRINT#2
140 READC$,A$,P$:IFC$="END"THENCLOSE2:EN
D
150 B$=LEFT$(A$,16):PRINT#2,C$;" ";B$;"
";P$:GOTO140
160 REM PLACE YOUR CASSETTE TITLE HER
E
170 DATA ARCADE GAMES
180 REM PLACE YOUR COUNTER VALUES,PRO
GRAM NAMES,AND FILE TYPES HERE
190 DATA 020,MARTIAN MONSTERS,PRG,068,HI
DDEN CAVERN,PRG
200 DATA 148,SKULL CASTLE,PRG,175,MOUSE
IN THE HOUSE,PRG,202,MOUSEDATA,SEQ
210 REM THIS MUST BE LAST DATA STATEM
ENT
220 DATA END,END,END

```

CHANGING COLOR RAM

The Commodore 128 is full of surprises. You can do just about everything on it. Have you ever seen one of those games with letters that seem to fade in and then fade out? You can accomplish the same thing with my machine language program.

First, type in the data loader and save it. Be very careful when entering the data lines. These lines contain the actual machine language instructions that run the program. When in memory, type SYS 4864 ,, [color #]. The double comma is not an error in typing, but is a placeholder when the variable is passed through BASIC to the computer. In turn, the computer takes this number and stores it in the 1000 locations on the text screen, resulting in a color change. The change is extremely fast. The machine language program actually modifies itself so that the locations on the screen can be altered. The program reconfigures itself so it may be executed again. To achieve the fade in/out effect, try the small BASIC 7.0 program below. Be sure the machine language portion has been properly entered into memory through the data loader.

```

10 COLOR 0,1:COLOR4,1:GOSUB60
15 DO WHILE A$="":RESTORE50
20 FOR A=1TO6
25 FOR C=1TO40: NEXT
30 :READ B:SYS 4864 ,,B
35 NEXT : GET A$
40 LOOP : SCNCLE :END
45 :
50 DATA 11,12,15,1,15,12
55 :
60 GRAPHIC 0,1 :REM CLEAR SCREEN AND PRI
NT MESSAGE
65 CHAR 1,10,3,"THIS PROGRAM USES"
70 CHAR 1,10,4,"A SMALL ML PRG"
75 CHAR 1,10,5,"TO CHANGE THE"
80 CHAR 1,10,6,"COLOR OF THE"

```

85 CHAR 1,10,7,"CHARACTERS."

After the program has begun its execution, press a key to terminate it. If the produced effect is not to your liking, you should change the length of the delay loop in line 24.

Other applications for this sort of routine may be when you have an arcade game, or some other program where you are prompting the user to press a key after he or she has finished reading the text. During the keyscan phase, you should check whether or not a key has been pressed. If not, you should change the colors of the characters on the screen. This can be done by selecting a random variable and placing it in the SYS statement.

You could also achieve a glowing effect with the following routine:

```
DO:SYS 4864 ,, INT(RND(0)*17):LOOP
```

In order to break the loop, press either RUN STOP or RUN STOP and RESTORE.

—Robert J. Tiess
Middletown, NY

```

10 FOR D=0TO27
15 :READ A$ : V=DEC(A$)
20 :POKE (4864+D),V
25 NEXT
30 :
35 DATA 8A,8D,00,D8
40 DATA EE,02,13

```

LEROY'S CHEATSHEET

Keyboard Overlays



\$7.95
each
PLASTIC LAMINATED

For your **COMMODORE 128**



\$3.95 each

For your **COMMODORE 64**

Put Your Computer's Commands Where They Belong - And Your Manuals On The Shelf.

Have you ever sat at your computer with the manual in your lap trying to find an elusive command? How much time have you lost searching through manuals to refresh your memory on how to do what you wanted? Now you have a way to end that frustration - Leroy's Cheatsheets.

Leroy's Cheatsheets help you get into your program right away. We put the commands right at your fingertips, actual keystrokes are in bold type, variables are shown in italics. Designed by software experts, our durable plastic laminated overlays are comprehensive reference aids which document a product or system completely. Now use your software more easily and more effectively. With Leroy's Cheatsheets you'll never have to hunt for a program command again!!!

LEROY'S HELPBOK FOR ELITE

By David Palmer - The first person in the U.S. to attain ELITE status. Filled with hints & tips to sharpen your combat and trading skills. Covers approaching space station, goods to trade on what planets, quickest way to become ELITE and prepares you for FIREBIRD'S ELITE TOURNAMENT.

\$7.95 each
Plus Shipping

THE PROBLEM SOLVER

EQUIPMENT STAND

only
\$19.95

Made of sturdy vinyl coated steel - strong enough for any computer equipment. This equipment stand will help you organize your system. With this unique open construction, cables are never in the wrong place, switches are more accessible and your equipment stays cooler. The Problem Solver Equipment stand was specially designed for Commodore computers 128 & 64. Keeps your monitor at eye level (Great for printers too).

COMMODORE 128 \$7.95 ea

Please send me the following LEROY'S CHEATSHEETS for the COMMODORE 128 for only \$7.95 each, plus shipping.

DIE-CUT

<input type="checkbox"/> Basic 7.0	<input type="checkbox"/> Multiplex 128
<input type="checkbox"/> Data Manager 128	<input type="checkbox"/> Newsroom
<input type="checkbox"/> Disk 127	<input type="checkbox"/> Paperback Writer
<input type="checkbox"/> Easy Script	<input type="checkbox"/> Paperback Writer
<input type="checkbox"/> Paperclip II	<input type="checkbox"/> Paperclip II
<input type="checkbox"/> Fleet System 2 & 3	<input type="checkbox"/> Superbase 128
<input type="checkbox"/> Flight Simulator 2	<input type="checkbox"/> Superscript 128
<input type="checkbox"/> For The Beginner	<input type="checkbox"/> SwitchCalc 128
<input type="checkbox"/> GEOS	<input type="checkbox"/> Word Writer 128

FREE - Keyboard extender (each order)

☐ Equipment stand(s) for only \$19.95 each

☐ ELITE HELPBOK for only \$7.95 each

☐ Program name(s) _____

COMMODORE 64 \$3.95 ea

Please send me the following LEROY'S CHEATSHEETS for the COMMODORE 64 for only \$3.95 each, plus shipping.

CUT-OUT-YOURSELF ON DOTTED LINES

<input type="checkbox"/> Basic 2.0	<input type="checkbox"/> Flight Simulator 2	<input type="checkbox"/> Paperback Planner
<input type="checkbox"/> Blanks (not laminated)	<input type="checkbox"/> For The Beginner	<input type="checkbox"/> Paperback Writer
<input type="checkbox"/> Data Manager	<input type="checkbox"/> GEOS	<input type="checkbox"/> Speedscript
<input type="checkbox"/> Data Manager 2	<input type="checkbox"/> Multiplex	<input type="checkbox"/> Superbase 64
<input type="checkbox"/> Disk 1541	<input type="checkbox"/> Newsroom	<input type="checkbox"/> Superscript 64
<input type="checkbox"/> EasyScript	<input type="checkbox"/> Paperback Writer	<input type="checkbox"/> SwitchCalc
<input type="checkbox"/> Elite		<input type="checkbox"/> Word Writer

Also fits the COMMODORE 64C

ORDERING INFORMATION: For fast delivery send cashiers check, or money order. Personal & company checks allow 2 weeks to clear. Master card and Visa orders please include card #, expiration date. Prices and availability subject to change without notice.

SHIPPING:

ORDER TOTAL	U.S.	APR. P.O. CAN. & MEX.	INT'L.
UP to \$10	\$2.00	\$2.00	\$5.00
\$10 - \$25	\$3.00	\$4.00	\$7.00
\$25 - \$50	\$4.00	\$5.00	\$9.00
\$50 UP	\$5.00	\$6.00	\$11.00

NAME _____
ADDRESS _____
CITY _____ STATE _____ ZIP _____

NOV. 8 AM - 5 PM EST. Monday thru Friday. U.S. FUNDS ONLY. NO C.O.D.

TAXES: Add 6% sales tax (includes shipping) for PA residents only.

AHOY4

CHEATSHEET PRODUCTS, INC. P.O. Box 111368 Pittsburgh, PA. 15238

For Orders only TOLL FREE 1-800-334-2896 PA Orders - (412) 781-1551 DEALER INQUIRES WELCOME

- 45 DATA AD,02,13
- 50 DATA D0,F4,EE,03,13
- 55 DATA AD,03,13
- 60 DATA C9,DC,D0,EA
- 65 DATA A9,D8,8D,03,13
- 70 DATA 60,EA
- 75 :

NO RETURN

Ever wish you could exit a subroutine without having to RETURN from the GOSUB? Sometimes it's more convenient if the program can forget about RETURNing and just keep going. Unfortunately, this can cause problems. Whenever a GOSUB takes place, the RETURN address is placed on what is called the "stack." If your program skips too many RETURNS, the stack overflows and an error results. But there is a way around the problem.

No RETURN lets you exit subroutines whenever you want, with no ill effects. No matter how often you dodge RETURNS, the computer keeps chugging away. Just add No RETURN to your own programs. Whenever you want a program to ignore a RETURN, have it SYS679 for the C-64 or SYS4864 for the C-128. No RETURN pulls the RETURN address off the stack, so your program continues merrily on its way.

To demonstrate, run No RETURN to POKE the data into memory. Then run this little two-line program:

```
10 GOSUB20
20 A=A+1:PRINTA:SYS679:GOTO10
```

RENTING: THE ART OF SPENDING A LITTLE TO SAVE A LOT!

At Wedgwood Rental we have made renting software an art. We have over 500 titles for the C-64, C-128, and Amiga Computers. By spending a little to rent you can use the latest software to find the programs you like. Then purchase only those used programs you know you want at less than retail prices.
CALL TODAY FOR A LIST!

Call toll-free outside Texas: 1-800-433-2938
— Inside Texas call: 817-292-7396



WEDGWOOD RENTAL
5316 Woodway Drive
Fort Worth, Texas 76133



Reader Service No. 207

Of course you'd want line 20 to SYS4864 if using a Commodore 128. If this program were running without the SYS to No RETURN, an error would be certain to occur in very short order. But because of the fact that No RETURN keeps pulling the RETURN address from the stack, the program will run continuously.

Both versions of No RETURN can be relocated by changing J in line 10.

—Buck Childress
Salem, OR

C-64 VERSION

- 1 REM *** C-64 VERSION ***
- 2 FORJ=679TO679+22:READA:POKEJ,A:NEXTJ:END
- 3 DATA104,104,169,255,133,74,32,138,163,154,201,141
- 4 DATA240,3,76,224,168,104,104,104,104,104,96

C-128 VERSION

- 1 REM *** C-128 VERSION ***
- 2 FORJ=4864TO4864+23:READA:POKEJ,A:NEXTJ:END
- 3 DATA104,104,104,104,169,141,32,170,79,240,5,162
- 4 DATA12,76,60,77,32,80,80,160,5,76,89,80

DISK JACKET

Are you short a disk jacket? If you have a printer, scissor, and some glue or tape, you can easily create your own jacket with the program below. This program prints an outline for the jacket and all you do is cut, fold, and glue and flaps together. If you don't have a printer and still want to use this program, find someone that does have a printer and print a copy but don't cut it. Keep this as your master copy. Next, copy this sheet as many times as you need jackets with a duplicating machine. Then use the same instructions as above and make yourself some jackets. Also try different color paper for your printer. It helps make your disks easier to find.

—Myong Paek
Portland, OR

- 1 REM ** DISK JACKET PRINTER **
- 2 PRINT"SET PRINTER AND PAGES RETURN"
- 3 GETA\$:IFA\$(<)CHR\$(13)THEN3
- 4 OPEN4,4:FORE=1TO5:PRINT#4:NEXT
- 5 X\$="-":FORE=1TO73:L\$=L\$+X\$:NEXT:PRINT#4,L\$
- 6 FORE=1TO55:B\$=B\$+" ":M\$=M\$+X\$:NEXT:S\$="!"[7" "]"!
- 7 FORE=1TO22:PRINT#4,S\$;B\$;S\$:NEXT:S\$="!"[8" "]"!
- 8 PRINT#4,L\$
- 9 FORE=1TO27:PRINT#4,S\$;B\$;"!":NEXT
- 10 PRINT#4,"[9" "]"!";M\$:PRINT#4:CLOSE4

COMMODORES

PROGRAMMING CHALLENGES

By Dale Rupert

Each month, we'll present several challenges designed to stimulate your synapses and toggle the bits in your cerebral random access memory. We invite you to send your solutions to:

Commodares, c/o Ahoy!
P.O. Box 723
Bethel, CT 06801

We will print and discuss the cleverest, simplest, shortest, most interesting and/or most unusual solutions. Be sure to identify the *name* and *number* of the problems you are solving. Also show sample runs if possible. Be sure to tell what makes your solutions unique or interesting, if they are.

Programs on diskette (1541 format only) are welcome, but they must be accompanied by listings. You must enclose a stamped, self-addressed envelope if you want any of your materials returned. Solutions received by the middle of the month shown on the magazine cover are most likely to be discussed, but you may send solutions and comments any time. Your original programming problems, suggestions, and ideas are equally welcome. The best ones will become *Commodares*!

PROBLEM #41-1: REAL THING

This problem was submitted by J.H. Smalley (Boulder, CO). The largest floating point number in the Commodore computers according to the reference manual is $(2 \uparrow 127 - 1)$ or roughly $1.70141183E+38$. Write a short program to display the *exact* value of $2 \uparrow 127 - 1$.

PROBLEM #41-2: NEW NAME

Try this one from Lon Olson (Mesa, AZ). Have the computer generate all possible 5-letter names for your new company according to the following rules:

- 1) The first letter is the initial of your first name.
- 2) The fifth letter is the initial of your last name.
- 3) Of the middle three letters, at least one is a vowel (a, e, i, o, or u).
- 4) All five letters must be different (except the first and fifth may be the same).

Your program should print out all valid possibilities. Mention any significant names you come up with. If my name

were Dale Smith, I could call my business DARES Incorporated.

PROBLEM #41-3: WORD SLIDER

Here is a good string animation challenge from Scott McClare (Espanola, ONT). Display two words on the screen. One word is against the left edge of the screen and the other word is against the right edge, both on the same line. Now move the words towards each other and have them pass through one another until their positions on the line have been exchanged. The word initially on the right has priority and its letters are visible when the two words overlap.

For example, CAT and DOG look like this:

```
CAT DOG
CATDOG
CDOG
DOGT
DOGCAT
DOG CAT
```

All action takes place on a single screen line, not several lines as shown in this example.

PROBLEM #41-4: SMITH NUMBERS

Give the ROM math routines a good workout with this one suggested by Sol Katz (Lakewood, CO). A Smith number is an integer with the sum of its digits equal to the sum of the digits of its prime factors. For example, 4,937,775 is a Smith number. It can be written in terms of its prime number factors as $(3*5*5*65837)$, and amazingly enough the sum of the digits in those numbers (42) equals the sum of the digits in the original number. Write a program to find and print Smith numbers. Who is Smith? No telling, but his telephone number is 493-7775. (Who says mathematics is always serious?)

This month we will see some of the best and most interesting solutions to the *Commodares* in the January 1987 issue of *Ahoy!* Problem #37-1: *Magic Square* submitted by Karen Middaugh (San Diego, CA) was solved in a variety of ways. The problem was to let the computer

If you have a modem, you can call *Ahoy!*'s Bulletin Board System at 718-383-8909 24 hours a day, 7 days a week to exchange electronic mail with other Commodore users and download files like the following:

- Editorial calendar for upcoming issues
- Corrections to programs/articles
- Excerpts from future news sections
- Detailed descriptions of back issues

Set your modem for 300/1200 baud, full duplex, no parity, 1 stop bit, 8-bit word length, and dial away!

fill in the blanks of this matrix to create a magic square:

```

20  --  --
--  25  --
--  --  30

```

The numbers 5, 10, 15, 35, 40, and 45 were to be placed so that the sum of each row, each column, and both diagonals is 75.

Thomson Fung (San Diego, CA) used some algebra to set up his program. In this arrangement:

```

20  X   Z
--  25  Y
--  --  30

```

the following algebraic expression must be true since the sums of the rows and columns are equal: $20 + X + Z = 30 + Y + Z$. Lines 20 through 35 in his program below determine values of X and Y to satisfy the expression $20 + X = 30 + Y$ which comes from the expression above.

```

•1 REM =====
•2 REM   COMMODARES PROBLEM #37-1 :
•3 REM   MAGIC SQUARE
•4 REM   SOLUTION BY
•5 REM   THOMSON FUNG
•6 REM =====
•10 DIM M(3,3) : M(1,1)=20
•15 M(2,2)=25 : M(3,3)=30
•20 FOR X=5 TO 15 STEP 5
•25 FOR Y=5 TO 45 STEP 5
•30 IF X+20=Y+30 THEN M(1,2)=X : M(2,3)=Y
   : GOTO 40
•35 NEXT : NEXT
•40 REM - FILL IN BLANKS -
•45 M(1,3)=75-20-M(1,2)
•50 M(3,1)=75-25-M(1,3)
•55 M(3,2)=75-30-M(3,1)
•60 M(2,1)=75-20-M(3,1)
•65 PRINT : PRINT" MAGIC SQUARE:"
•70 FOR I=1 TO 3
•75 FOR J=1 TO 3
•80 PRINT M(I,J); : NEXT
•85 PRINT : NEXT

```

Once X and Y are known, the other values are calculated in lines 45 through 60. The square is printed in lines 65 through 85. This program gives one of the two possible solutions to the problem. The other solution is a reflection across the diagonal (the transpose) of the square. Swap the first row and first column, second row and second column, third row with third column.

Another breed of solution performs permutations of the numbers until a combination is found which fits. The following program from Terrence Stender (Kalamazoo, MI) does just that.

```

•1 REM =====
•2 REM   COMMODARES PROBLEM #37-1 :
•3 REM   MAGIC SQUARE
•4 REM   SOLUTION BY
•5 REM   TERRENCE STENDER
•6 REM =====
•10 D=7:K(0)=3:K(8)=5:T=56:B=1:FOR K=0 TO 10
   :B(K)=B:C(K)=2047-B:B=B+B:T(K)=10:NEXT
•20 K(D)=-1:IF D=4 THEN K(D)=4 : D=3 : GO
   TO 20
•30 K(D)=K(D)+1:K=K(D):IF D=4 THEN K(D)=4
   : D=5 : GOTO 30
•40 IF K>8 THEN T=T AND C(T(D)) : T(D)=10
   : D=D+1 : GOTO 30
•50 IF T AND B(K) THEN 30
•60 T=T AND C(T(D)) : T=T OR B(K) : T(D)=
   K : D=D-1 : IF D>0 THEN 20
•70 D=1:IF K(0)+K(1)+K(2)<>12 OR K(3)+K(4)
   +K(5)<>12 OR K(6)+K(7)+K(8)<>12 THEN 30
•80 IF K(6)+K(7)+K(8)<>12 OR K(0)+K(3)+K(
   6)<>12 OR K(1)+K(4)+K(7)<>12 THEN 30
•90 IF K(2)+K(4)+K(6)<>12 THEN 30
•100 FOR I=0 TO 2 : FOR J=0 TO 2 : PRINT
   (K(I*3+J)+1)*5;:NEXT J:PRINT:NEXT I

```

Terrence's program solves for a magic square using digits 0 through 8 with sums to 12. It then adds one and multiplies each digit by 5 to get the desired digits 5 through 45. Lines 20-60 generate the permutation of the digits. Lines 70-90 check for a valid magic square. Line 100 does the conversion and printing.

Terrence uses bit manipulation in the variable T to determine if a number is free or used within the current permutation. Bits 0-8 in the binary representation of T correspond to numbers 0-8. The counters K(0) through K(8) keep track of the current arrangement. K(0), K(4), and K(8) are reserved for 3, 4, and 5 (the diagonal given in the problem). T=56 in line 10 reserves 3, 4, and 5 since $56 = (2 \uparrow 3 \text{ OR } 2 \uparrow 4 \text{ OR } 2 \uparrow 5)$.

Jim Speers (Niles, MI) sent the following general magic square generator.

```

•1 REM =====
•2 REM   COMMODARES PROBLEM #37-1 :
•3 REM   MAGIC SQUARE
•4 REM   SOLUTION BY
•5 REM   JIM SPEERS           (C-128)
•6 REM =====
•10 INPUT"LENGTH OF SIDE (ODD-3 TO 9)";NS
   :IF NS/2=INT(NS/2) OR NS<3 THEN 10
•20 DIM M(NS,NS),N(NS*NS):INPUT"STARTING
   NUMBER";S:INPUT"[ DOWN ] INTERVAL";D
•30 N(1)=S:FOR I=2 TO NS*NS:N(I)=N(I-1)+D
   :NEXT
•40 DEF FNA(X)=X-NS*(X<1)+NS*(X>NS):K=K+1
   :X=INT(NS/2)+1:Y=NS
•50 IF M(X,Y)<>0 THEN X=FNA(X-1):Y=FNA(Y-
   2):GOTO 50

```



```

•60 M(X,Y)=N(K):X=FNA(X+1):Y=FNA(Y+1):K=K
+1:IF K=NS*NS+1 THEN 80
•70 GOTO 50
•80 FOR I=1 TO NS:FOR J=1 TO NS:PRINT USI
NG"[4"#""]";M(J,I);:NEXTJ:PRINT:NEXTI
•90 FOR I=1 TO NS:TL=TL+M(I,I):NEXTI:PRIN
T"[DOWN]ROW/COLUMN/DIAGONAL TOTAL=";TL

```

Jim's program produces any odd-order square (three-by-three or larger) with any starting value and any increment between digits. On a 40-column screen, a nine-by-nine square is the largest that is nicely displayed. With an 80-column screen, this program handles a 17-by-17 magic square. Use a wide-carriage printer and do better than that. C-64 users must replace the PRINT USING statement in line 80 with PRINT. PRINT USING provides a handy way of formatting the output so that all numbers are printed using four spaces ("####") on the screen.

Jim gives this formula for the row or column total T:

$$T=S*(B+(S^2-1)*I/2)$$

where S=length of side; B=beginning number; I=increment. For the original three-by-three square, S=3, B=5, and I=5 giving the total T=75.

I tried to convince everyone that *Problem #37-2: Outcast Order* submitted by Thomson Fung (San Diego, CA) was a tough one. Apparently that only encouraged our readers. There were dozens of solutions, with some readers sending two or three different ones. I still feel that it is quite a significant challenge.

This problem was a simulation of the game Musical Chairs (thanks to Joe Wright of Louisville, KY for the analogy). With N people arranged in a circle, start at number one and remove each Mth person. As a person is removed, the circle is closed. Counting from 1 to M begins with the next person remaining. The program displays the order in which the people are removed (outcast) from the circle. When N=4 and M=3, the people are outcast in the order 3,2,4,1.

To determine which solutions to use in this column, I look for programs which are 1) short, 2) accompanied by clear, concise descriptions of how the program works, or 3) both. Since I can't possibly type and run every program, I depend upon your clear explanation of your work. A disk with your program saves me the time of entering the program, but your description of the listing or your approach to the problem usually determines whether I even run your program.

It is not a difficult matter to spot the essence of conciseness in this solution submitted by David Hoffner (Brooklyn, NY).

```

•1 REM =====
•2 REM   COMMODARES PROBLEM #37-2 :
•3 REM   OUTCAST ORDER
•4 REM   SOLUTION BY

```

```

•5 REM   DAVID HOFFNER
•6 REM   =====
•10 INPUT"PEOPLE";N:INPUT"OUTCAST #";M:DI
M A(N)
•20 Y=Y+1+N*(Y=N):ON A(Y) GOTO 20:X=X+1:I
F X=M THEN PRINT Y:A(Y)=1:X=0
•30 GOTO 20

```

This program is proof that the problem is tough, since David generally condenses his solutions down to two lines, maximum. Here he needed three lines, and even then the program never ends. David mentioned that he would have to lengthen the program to make it end.

Notice how the second statement in line 20 steps through the array without an IF/THEN statement. If A(Y) is zero, the ON A(Y) statement "falls through" to the X=X+1 statement. If A(Y) is 1, meaning that person is outcast, the ON statement branches back to the start of line 20. (Don't forget to press the RUN STOP key when the program is done.)

Most other solutions used a similar approach of "marking" an element in an array when it is cast out, and stepping through the array until the proper numbers of unmarked elements have been counted. The process of stepping through the elements is known as modular arithmetic. Some solutions created the MOD function which is not available in Commodore BASIC to perform this task. Look at this solution from Keith Kushner (Brooklyn, NY):

```

•1 REM =====
•2 REM   COMMODARES PROBLEM #37-2 :
•3 REM   OUTCAST ORDER
•4 REM   SOLUTION BY
•5 REM   KEITH KUSHNER
•6 REM   =====
•10 INPUT"N,M";N,M:DIM AA(N):FOR T=1 TO N
: AA(T)=T : NEXT T
•20 FOR U=NT01STEP-1:P=INT(((P+M)/U-INT(((
P+M)/U))*U+.5):P=P-U*(P=0):PRINT AA(P)
•30 FOR V=P TO U-1:AA(V)=AA(V+1):NEXT V:P
=P-1 : NEXT U

```

The second statement in line 20 performs the modular operation $P=(P+M) \text{ MOD } U$. This gives the whole number remainder when the quantity $(P+M)$ is divided by U. The array AA() initially holds N elements. When the Pth person is cast out, the array is closed up by means of the V FOR/NEXT loop in line 30. The first U elements of AA() are the identities of the people still remaining in the circle.

The most elegant and interesting solution to this problem was sent by Mike Strawn (Warren, MI). It uses a linked-list data structure.

```

•1 REM =====
•2 REM   COMMODARES PROBLEM #37-2 :
•3 REM   OUTCAST ORDER

```



```

•4 REM      SOLUTION BY
•5 REM      MIKE STRAWN
•6 REM =====
•10 INPUT "N,M";N,M :DIM A(N) :FOR I=0 TO
N-1: A(I)=I+1 : NEXT : A(N)=1
•20 FOR I=1 TO M: PP=P: P=A(P): NEXT: PRI
NT P;: A(PP)=A(P): IF P<>PP THEN 20

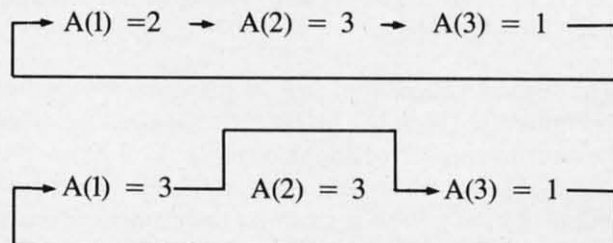
```

This deceptively simple program quickly and easily solves the problem. The linked-list data structure requires some explanation. The array in the linked-list is used differently from the arrays in the previous programs. Here the index (the 2 in A(2) for example) represents the person. The value of the array element (the value of A(2)) represents the next person in the circle. Initially the value of A(2) is three since person number three is next to person number two.

Two variables keep track of the selected person (P) and the previous person (PP) in the circle. The FOR/NEXT loop in line 20 steps through M people. At each step, the previous person pointer is updated (PP=P), and the pointer to the next person is stored in P (P=A(P)). Once M people have been counted, P then indicates the number of the person who will be cast out. So far, so good.

The beauty of the linked-list is the simple way in which a person can be removed from the chain. The statement A(PP)=A(P) takes care of it! This statement eliminates the Pth person from the list. How? By changing the variable pointing to the outcast person (A(PP)) so that it now points to the person after the outcast one (A(P)). Remember that A(P) points to the person next to the Pth person.

For example, assume A(1)=2, A(2)=3, A(3)=1. If the second person is to be ousted, P has a value of 2 and PP has a value of 1. The statement A(PP)=A(P) assigns the value 3 to A(1). Consequently A(1) points to person number 3 instead of pointing to number 2. Person number 2 has now been removed from the list. This figure should clarify the process.



Thanks to Mike Strawn for the program and an explanation of linked-lists. By the way, the program ends when P equals PP, implying that the last element in the array is pointing to itself.

For *Problem #37-3: Power Product* submitted by Oren Dalton (El Paso, TX), there were three categories of readers' responses: 1) those that found and stated the correct answer (2592), 2) those that concluded there is no correct answer, and 3) those that sent a program listing but

didn't mention whether the program arrives at an answer or not. Needless to say, I didn't consider those of the third category.

The problem was to find digits A, B, C, and D, if any, for which the four-digit number ABCD equals the expression $(A \uparrow B) * (C \uparrow D)$ where " \uparrow " means exponentiation. A straightforward, correct solution is shown below from J. Alan Kehr (St. Paul, MN).

```

•1 REM =====
•2 REM      COMMODARES PROBLEM #37-3 :
•3 REM      POWER PRODUCT
•4 REM      SOLUTION BY
•5 REM      J. ALAN KEHR
•6 REM =====
•10 E=1000 : F=100 : G=10
•20 FOR A=0TO9 : FOR B=0TO9 : FOR C=0TO9:
FOR D=0TO9
•30 H=E*A+F*B+G*C+D
•40 I=INT(A[UPARROW]B*C[UPARROW]D)
•50 IF H=I THEN PRINT I
•60 NEXT : NEXT : NEXT : NEXT

```

Alan's solution steps through all values for each of the four digits. The four-digit number ABCD is stored in H. The right side of the expression is stored in I. Finally the values of H and I are compared. If they agree, a solution has been found.

The key to the success of Alan's program is his use of the INT function in line 40. Exponentiation is slow and it often produces inexact results. Consequently it is best avoided. If it is unavoidable as it is here, the next best thing is to correct for its shortcomings.

For example, $9 \uparrow 4$ gives 6561.00001 instead of 6561. The INT function truncates the extraneous portion and gives the right answer. To be on the safe side, it is better to add some small decimal to the number before applying the INT function. $\text{INT}(A \uparrow B + .01)$ is a good way to find the correct result. That works even if the exponentiation gives a result just less than the exact value. (Let $P=19 \uparrow 6$. Compare P, INT(P), and $\text{INT}(P+.01)$ for example.)

Now for ways to speed up this fifteen-minute plus program (eight minutes on the C-128 in FAST mode). Necah Buyukdura (Ankara, Turkey) used the fact that the solutions must be between 1037 and 9490, since $1 \uparrow 0 * 3 \uparrow 6$ gives only a three digit result and $9 \uparrow 4 * 9 \uparrow 1$ gives five digits.

Perry Pessia (El Segundo, CA) used a nice, fast method of keeping track of the four digit number ABCD. Rather than combine the four digits numerically as in the previous program or with strings as in many other solutions, Perry simply used a separate variable H which is incremented each time through the loop. Change line 30 of the program above to $H=H+1$. In line 10 set H to 999 initially. Also change the starting value of the A loop to 1 in line 20. One addition in line 30 is certainly faster than the original three multiplications and three additions,

Victimized by Compulsive Gambling?

Today, over 5 million Americans suffer with the addiction of compulsive gambling. Spending house payments in trying to win back losses... borrowing from friends, relatives and employers, even stealing. This disease destroys marriages, careers...entire lives.

Now there's help, hope and a tomorrow for these millions. And, helpful suggestions for those friends and family members close to the gambler who are also suffering, personally or business-wise. A growing dilemma? Yes! Is HELP AVAILABLE? Yes!

***Recovery!* is published monthly in magazine and newsletter form.**

This publication is tailored to help spouses, relatives and employers of known or suspected compulsive gamblers...and the recovering gambler, him or herself.

The information and articles in *Recovery!* can help you understand and help cope with this growing addiction and will be most beneficial to other *related addictions*. Monthly issues offer expert advice on:

- How to help the compulsive gambler stop
- Spotting danger signs in a loved one
- Self-help for the spouse in coping
- How to successfully support and deal with the emotional needs of children in the gambler's family
- True life stories and how the recovery was affected
- Gambling's effect on corporations and businesses
- Financial guidance and investment tips
- Health and fitness for full recovery and relief of stress
- Meeting places, seminars through the U.S. and abroad for both the gambler and spouse
- Current treatment centers
- Correspondence section to exchange ideas across the country
- Toll-Free Hotline Number
- Ideas for constructive substitutions....and much, much more!

Special Corporate Seminars Available Upon Request

YES! Please send **FREE**
information on helping a
compulsive gambler.

Recovery!
P.O. Box 280
Throggs Neck Station
Bronx, NY 10465-9998

NAME _____

ADDRESS _____

CITY _____ STATE _____ ZIP _____

If Applicable: Co. Name _____

Address _____

Employees _____ Company Contact _____

giving just under 7 minutes on the C-128.

A huge time savings is realized in this program by Scott Duncan (Superior, NE).

```

1 REM =====
2 REM   COMMODARES PROBLEM #37-3 :
3 REM   POWER PRODUCT
4 REM   SOLUTION BY
5 REM   SCOTT DUNCAN
6 REM =====
9 T0=TI
10 DIM P(99):FOR X=10 TO 90 STEP10:P(X)=
  1:A=INT(X/10)
20 FOR Y=1 TO 9:P(X+Y)=P(X+(Y-1))*A:NEXT
  :NEXT
30 FOR L=1 TO 99:IF P(L)>9999 GOTO 100
40 FOR M=0 TO L
50 Q=P(L)*P(M) : IF Q>9999 GOTO 100
60 J=L*100+M : K=M*100+L
70 IF Q=J THEN A=L:C=M:GOSUB 120
80 IF Q=K THEN A=M:C=L:GOSUB 120
90 NEXT M
100 NEXT L
110 PRINT "TOTAL " T : PRINT (TI-T0)/60
  "SECONDS": END
120 A$=STR$(A+1000) : C$=STR$(C+1000) :
  T=T+1
130 PRINT Q=" "MID$(A$,4,1) "[UPARROW]"
  MID$(A$,5) " * "MID$(C$,4,1) "[UPARROW]"MI
  D$(C$,5):RETURN

```

Scott's program spends some initial time calculating and storing $X \uparrow Y$ for all single-digit values of X and Y (using multiplication for speed and accuracy). These values are stored in the array $P(99)$ so that $X \uparrow Y = P(X*10 + Y)$. For example, $P(25) = 2 \uparrow 5 = 32$. In the main loops of the program, accessing an array element is *much* faster than exponentiation. The result: under 45 seconds on the C-128. Good work, Scott!

The final challenge was *Problem #37-4: Phrase Reverser* by Leo Brenneman (Erie, PA). The one-liner in line 10 from Paul Parker (Villa Rica, GA) nicely solves the novice problem which was to reverse the entire phrase. Paul's expert-class solution is in lines 110 through 150. It reverses the phrase on a word-by-word basis.

```

1 REM =====
2 REM   COMMODARES PROBLEM #37-4 :
3 REM   PHRASE REVERSER
4 REM   SOLUTION BY
5 REM   PAUL PARKER
6 REM =====
9 REM --- NOVICE SOLUTION ---
10 INPUT"PHRASE";S$:FORA=LEN(S$)TO1STEP-
  1:R$=R$+MID$(S$,A,1):NEXT:PRINTR$
20 PRINT"TYPE - RUN 110 - FOR EXPERT SOL
  UTION" : STOP
100 REM --- EXPERT SOLUTION ---

```

```

110 INPUT"WORD(S) TO REVERSE";S$
120 FORA=1TOLEN(S$):R$=MID$(S$,A,1):IFR$
  =" "THEN 140
130 SR$=SR$+R$ : NEXT A
140 FOR B=LEN(SR$)TO1STEP-1:PRINTMID$(SR
  $,B,1):NEXT:PRINT" " :SR$=""
150 IF A>LEN(S$) THEN END
160 NEXT

```

Type RUN 110 to see the expert solution. Jim Speers (Niles, MI) suggested using the famous Napoleonic palindrome "ABLE WAS IERE I SAW ELBA" in both programs. This will look as though the order of the words is being changed in one case, and as though nothing happened in the other.

Rather than step through the string a letter at a time, Wallace Leeker (Lemay, MO) used the INSTR function on the C-128 to locate the spaces between the words in this solution to the expert problem.

```

1 REM =====
2 REM   COMMODARES PROBLEM #37-4 :
3 REM   PHRASE REVERSER
4 REM   SOLUTION BY
5 REM   WALLACE LEEKER
6 REM =====
10 INPUT"PHRASE";S$:S$=S$+" " :L=LEN(S$)
20 B=X+1:X=INSTR(S$," ",B)
30 FORA=X-1TOBSTEP-1:PRINTMID$(S$,A,1);
40 NEXTA:IFX<LTHENPRINT" " :GOTO20

```

The expression $X=INSTR(S$," ",B)$ gives X a value corresponding to the first occurrence of a space within $S$$ starting from position B . The loop at line 30 is executed for each space character in the phrase.

There were multitudes of other first-rate programs. This is a list of readers with solutions not already mentioned. Keep those problems and answers coming. □

Jim Albro (Tampa, FL)	Dale Kendall (New Castle, NH)
Larry Anderson (Chugiak, AK)	Claude Landusky (Waianae, HI)
Sean Bates (North Stonington, CT)	G. Majewski (Chicago, IL)
Gary Bond (Topeka, KS)	Scott McClare (Espanola, ONT)
Mark Breault (Brandon, MAN)	Jeff McCreary (Prince Fred., MD)
David Brouse (Harrisburg, PA)	Karen Middaugh (San Diego, CA)
Carlton Burton (Easton, TX)	Mike Murphy (Norwood, PA)
Sean-Marc Castruita	R. Needham (Croton-on-Hudson, NY)
Carlos Centeno (Lares, PR)	Lon Olson (Mesa, AZ)
Doug Chapman (Belleville, KS)	H. Osajima (Des Plaines, IL)
Steve Christensen (Lake City, MI)	Norman Richards (Angleton, TX)
Chris Colbe (Norwood, PA)	Rick Schwamle (Overland, MO)
Dale Conrad (Bridgewater, NS)	Bill Shipley (Emington, IL)
Ralph D'Andrea (Toronto, ONT)	Clyde Shonk (Chandler, AZ)
Curt Donofrio (Shelton, CT)	J.H. Smalley (Boulder, CO)
Mark Dulski (Neenah, WI)	Bob Snader (Baltimore, MD)
S. Edwards (Daytona Beach, FL)	Paul Sobolik (Pittsburgh, PA)
S. Edwardson (La Tuque, QUE)	Jerry Torres (Daggett, CA)
Bret Ekstrand (Signal Hill, CA)	John Van Marter (Arlington, TX)
F. John Enos (Westoh, CT)	William Watson (Pevely, MO)
Kevin Eshback (Sanatoga, PA)	Ron Weiner (Levittown, PA)
Harold Garter (Phoenix, AZ)	N. Whitaker (Jeffersonville, KY)
S. Gustafson (New Albany, IN)	Joseph Wright (Louisville, KY)
J.V. Henry (North Fork, CA)	Don Wynkoop (Tucson, AZ)
Ellis Hormats (Maitland, FL)	

PROGRAM LISTINGS

Attention new Ahoy! readers! You must read the following information very carefully prior to typing in programs listed in Ahoy! Certain Commodore characters, commands, and strings of characters and commands will appear in a special format. Follow the instructions and listings guide on this page.



In the following pages you'll find several programs that you can enter on your Commodore computer. But before doing so, read this entire page carefully.

To insure clear reproductions, *Ahoy!*'s program listings are generated on a daisy wheel printer, incapable of printing the commands and graphic characters used in Commodore programs. These are therefore represented by various codes enclosed in brackets []. For example: the SHIFT CLR/HOME command is represented onscreen by a heart . The code we use in our listings is [CLEAR]. The chart below lists all such codes which you'll encounter in our listings, except for one other special case.

The other special case is the COMMODORE and SHIFT characters. On the front of most keys are two symbols. The symbol on the left is obtained by pressing that key while holding down the COMMODORE key; the symbol on the right, by pressing that key while holding down the SHIFT key. COMMODORE and SHIFT characters are represented in our listings by a lower-case "s" or "c" followed by the symbol of the key you must hit. COMMODORE J, for example, is represented by [c J], and SHIFT J by [s J].

Additionally, any character that occurs more than two times in a row will be displayed by a coded listing. For example, [3 "[LEFT]"] would be 3 CuRSor left commands in a row, [5 "[s EP]"] would be 5 SHIFTed English Pounds, and so on. Multiple blank spaces will be noted in similar fashion: e.g., 22 spaces as [22 " "].

Sometimes you'll find a program line that's too long for the computer to accept (C-64 lines are a maximum of 80 characters, or 2 screen lines long; C-128 lines, a maximum of 160 characters, 2 or 4 screen lines in 40 or 80 columns respectively). To enter these lines, refer to the *BASIC Command Abbreviations Appendix* in your User Manual.

On the next page you'll find our *Bug Repellent* programs for the C-128 and C-64. The version for your machine will help you proofread programs after typing them. (Please note: the *Bug Repellent* line codes that follow each program line, in the whited-out area, should *not* be typed in. See instructions preceding each program.)

On the second page following you will find *Flankspeed*, our ML entry program, and instructions on its use.

Call Ahoy! at 212-239-6089 with any problems (if busy or no answer after three rings, call 212-239-0855).

WHEN YOU SEE	IT MEANS	YOU TYPE	YOU WILL SEE	WHEN YOU SEE	IT MEANS	YOU TYPE	YOU WILL SEE
[CLEAR]	Screen Clear	SHIFT CLR/HOME		[BLACK]	Black	CNTRL 1	
[HOME]	Home	CLR/HOME		[WHITE]	White	CNTRL 2	
[UP]	Cursor Up	SHIFT ↑ CRSR ↓		[RED]	Red	CNTRL 3	
[DOWN]	Cursor Down	↑ CRSR ↓		[CYAN]	Cyan	CNTRL 4	
[LEFT]	Cursor Left	SHIFT ← CRSR →		[PURPLE]	Purple	CNTRL 5	
[RIGHT]	Cursor Right	← CRSR →		[GREEN]	Green	CNTRL 6	
[SS]	Shifted Space	SHIFT Space		[BLUE]	Blue	CNTRL 7	
[INSERT]	Insert	SHIFT INST/DEL		[YELLOW]	Yellow	CNTRL 8	
[DEL]	Delete	INST/DEL		[F1]	Function 1	F1	
[RVSON]	Reverse On	CNTRL 9		[F2]	Function 2	SHIFT F1	
[RVSOFF]	Reverse Off	CNTRL 0		[F3]	Function 3	F3	
[UPARROW]	Up Arrow	↑		[F4]	Function 4	SHIFT F3	
[BACKARROW]	Back Arrow	←		[F5]	Function 5	F5	
[PI]	PI	π		[F6]	Function 6	SHIFT F5	
[EP]	English Pound	£		[F7]	Function 7	F7	
				[F8]	Function 8	SHIFT F7	

BUG REPELLENT FOR THE 64 & 128 By BUCK CHILDRESS

Please note: the *Bug Repellent* programs listed here are for *Ahoy!* programs published from the May 1987 issue onward! For older programs, use the older version.

Type in, save, and run *Bug Repellent*. You'll be asked if you want automatic saves to take place. If so, you're prompted for the device, DISK (D) or TAPE (T). You then pick a starting file number, 0 through 99. Next, you enter a name, up to 14 characters long. At this point, *Bug Repellent* verifies your entries and gives you a chance to change them if you want. If no changes are needed, *Bug Repellent* activates itself. (Pressing RETURN without answering the prompts defaults to disk drive and begins your files with "00BACKUP".)

As you enter program lines and press RETURN, a *Bug Repellent* code appears at the top of your screen. If it doesn't match the code in the program listing, an error exists. Correct the line and the codes will match.

If used, automatic saves take place every 15 minutes. When the RETURN key is pressed on a program line, the screen changes color to let you know that a save will begin in about three seconds. You may cancel the save by pressing the RUN STOP key. The file number increments after each save. It resets to 00 if 99 is surpassed. After saving, or cancelling, the screen returns to its original color and the timer resets for 15 minutes.

When you've finished using *Bug Repellent*, deactivate it by typing SYS 49152 [RETURN] for the Commodore 64 or SYS 4864 [RETURN] for the Commodore 128.

C-128 BUG REPELLENT

C-64 BUG REPELLENT

```

10 PRINTCHR$(147)"LOADING AND CHECKING THE DATA[3"."]":J
=49152
20 FORB=0TO11:READA:IFA<0ORA>255THEN40
30 POKEJ+B,A:X=X+A:NEXTB:READA:IFA=XTHEN50
40 PRINT:PRINT"ERROR IN DATA LINE:"PEEK(64)*256+PEEK(63)
:END
50 X=0:J=J+12:IFJ<49456THEN20
60 POKE198,0:POKE49456,0:A$="Y":B$=A$:C$="D":D$="DISK":D
=8:PRINTCHR$(147)
70 INPUT"DO YOU WANT AUTOMATIC SAVES (Y/N)":A$:PRINT:IFA
$="Y"THEN90
80 PRINT"NO AUTOMATIC SAVES[3"."]":GOTO150
90 POKE49456,1:INPUT"DISK OR TAPE (D/T)":C$:IFC$<>"D"THE
ND=1:D$="TAPE"
100 POKE49457,D:D$=D$+" DRIVE":PRINT:INPUT"FILE NUMBER (
0-99)":N
110 N$=RIGHT$(STR$(N),2):IFN<10THENN$=CHR$(48)+CHR$(N+48
)
120 F$="BACKUP":PRINT:INPUT"FILENAME":F$:F$=N$+LEFT$(F$,
14):L=LEN(F$)
130 POKE49458,L:FORJ=1TOL:POKE49458+J,ASC(MID$(F$,J,1)):NE
XTJ:PRINT
140 PRINT"SAVING DEVICE ** "D$:PRINT"STARTING WITH ** "F
$
150 PRINT:INPUT"IS THIS CORRECT (Y/N)":B$:IFB$<>"Y"THEN6
0
160 POKE770,131:POKE771,164:SYS49152:END
170 DATA169,79,32,210,255,162,38,160,192,204,3,3,1507
180 DATA208,10,162,131,160,164,169,70,32,210,255,44,1615
190 DATA169,78,32,210,255,142,2,3,140,3,3,76,1113
200 DATA36,193,32,96,165,134,122,132,123,32,115,0,1180
210 DATA170,240,243,162,255,134,58,144,3,76,150,164,1799
220 DATA32,107,169,32,121,165,173,0,2,240,5,169,1215
230 DATA79,141,2,3,76,162,164,169,0,133,2,133,1064
240 DATA251,133,252,133,254,24,101,20,69,254,230,254,197
5
250 DATA24,101,21,69,254,170,230,254,164,252,185,0,1724
260 DATA2,133,253,201,34,208,6,165,2,73,255,133,1465
270 DATA2,201,32,208,4,165,2,240,8,138,24,101,1125
280 DATA253,69,254,170,44,198,254,230,252,164,253,208,23
49
290 DATA213,138,41,240,74,74,74,74,24,105,129,141,1327
300 DATA44,193,138,41,15,24,105,129,141,45,193,162,1230
310 DATA0,189,43,193,240,12,157,0,4,173,134,2,1147
320 DATA157,0,216,232,208,239,169,38,141,2,3,173,1578
330 DATA48,193,240,23,165,161,201,212,176,4,165,160,1748
340 DATA240,13,238,32,208,160,0,32,225,255,208,6,1617
350 DATA32,33,193,76,38,192,232,208,242,200,208,239,1893
360 DATA32,68,229,169,0,168,174,49,193,32,186,255,1555
370 DATA173,50,193,162,51,160,193,32,189,255,169,43,1670
380 DATA166,45,164,46,32,216,255,162,1,189,51,193,1520
390 DATA168,200,152,201,58,144,2,169,48,157,51,193,1543
400 DATA201,48,208,3,202,16,234,32,33,193,76,116,1362
410 DATA164,206,32,208,169,0,170,168,76,219,255,160,1827
420 DATA1,1,160,0,0,65,72,79,89,33,0,0,500

```

```

10 PRINTCHR$(147)"LOADING AND CHECKING THE DATA[3"."]":J
=4864
20 FORB=0TO11:READA:IFA<0ORA>255THEN40
30 POKEJ+B,A:X=X+A:NEXTB:READA:IFA=XTHEN50
40 PRINT:PRINT"ERROR IN DATA LINE:"PEEK(66)*256+PEEK(65)
:END
50 X=0:J=J+12:IFJ<5213THEN20
60 POKE208,0:POKE5213,0:A$="Y":B$=A$:C$="D":D$="DISK":D=
8:PRINTCHR$(147)
70 INPUT"DO YOU WANT AUTOMATIC SAVES (Y/N)":A$:PRINT:IFA
$="Y"THEN90
80 PRINT"NO AUTOMATIC SAVES[3"."]":GOTO150
90 POKE5213,1:INPUT"DISK OR TAPE (D/T)":C$:IFC$<>"D"THEN
D=1:D$="TAPE"
100 POKE5214,D:D$=D$+" DRIVE":PRINT:INPUT"FILE NUMBER (0
-99)":N
110 N$=RIGHT$(STR$(N),2):IFN<10THENN$=CHR$(48)+CHR$(N+48
)
120 F$="BACKUP":PRINT:INPUT"FILENAME":F$:F$=N$+LEFT$(F$,
14):L=LEN(F$)
130 POKE5215,L:FORJ=1TOL:POKE5215+J,ASC(MID$(F$,J,1)):NE
XTJ:PRINT
140 PRINT"SAVING DEVICE ** "D$:PRINT"STARTING WITH ** "F
$
150 PRINT:INPUT"IS THIS CORRECT (Y/N)":B$:IFB$<>"Y"THEN6
0
160 POKE770,198:POKE771,77:SYS4864:END
170 DATA32,58,20,169,41,162,19,236,3,3,208,4,955
180 DATA169,198,162,77,141,2,3,142,3,3,224,19,1143
190 DATA208,7,32,125,255,79,78,0,96,32,125,255,1292
200 DATA79,70,70,0,96,162,0,134,251,189,0,2,1053
210 DATA240,19,201,48,144,9,201,58,176,5,133,251,1485
220 DATA232,208,238,134,252,165,251,208,3,76,198,77,2042
230 DATA169,0,166,235,164,236,133,253,133,254,142,47,193
2
240 DATA20,140,48,20,24,101,22,69,254,230,254,24,1206
250 DATA101,23,69,254,170,230,254,164,252,185,0,2,1704
260 DATA133,251,201,34,208,6,165,253,73,255,133,253,1965
270 DATA201,32,208,4,165,253,240,8,138,24,101,251,1625
280 DATA69,254,170,44,198,254,230,252,164,251,208,213,23
07
290 DATA138,41,240,74,74,74,74,24,105,65,141,88,1138
300 DATA20,138,41,15,24,105,65,141,89,20,32,79,769
310 DATA20,189,85,20,240,6,32,210,255,232,208,245,1742
320 DATA174,47,20,172,48,20,24,32,240,255,173,93,1298
330 DATA20,240,27,165,161,201,212,176,4,165,160,240,1771
340 DATA17,32,65,20,238,32,208,238,1,214,32,225,1322
350 DATA255,208,6,32,49,20,76,198,77,232,208,242,1603
360 DATA200,208,239,32,66,193,173,95,20,162,96,160,1644
370 DATA20,32,189,255,169,0,170,32,104,255,169,0,1395
380 DATA174,94,20,168,32,186,252,165,169,45,174,16,18,1351
390 DATA172,17,18,32,216,255,162,1,189,96,20,168,1346
400 DATA200,152,201,58,144,2,169,48,157,96,20,201,1448
410 DATA48,208,3,202,16,234,32,49,20,141,0,2,955
420 DATA76,183,77,58,59,32,65,20,206,32,208,206,1222
430 DATA1,214,169,0,170,168,76,219,255,32,79,20,1403
440 DATA169,26,141,0,214,173,0,214,16,251,96,162,1462
450 DATA0,142,0,255,96,19,18,32,32,32,32,146,804
460 DATA0,1,0,0,65,72,79,89,33,0,0,0,339

```


FLANKSPEED FOR THE C-64 By GORDON F. WHEAT

Flankspeed will allow you to enter machine language *Ahoy!* programs without any mistakes. Once you have typed the program in, save it for future use. While entering an ML program with *Flankspeed* there is no need to enter spaces or hit the carriage return. This is all done automatically. If you make an error in a line a bell will ring and you will be asked to enter it again. To LOAD in a program Saved with *Flankspeed* use LOAD "name",1,1 for tape, or LOAD "name",8,1 for disk. The function keys may be used after the starting and ending addresses have been entered.

f1—SAVEs what you have entered so far.

f3—LOADs in a program worked on previously.

f5—To continue on a line you stopped on after LOADING in the previous saved work.

f7—Scans through the program to locate a particular line, or to find out where you stopped the last time you entered the program.

It temporarily freezes the output as well.

ENT

J":J

(65)

":D=

:IFA

THEN

R (J

+48

F\$,

:NE

"F

EN6

042

193

4

965

23

71

4

•100 POKE53280,12:POKE53281,11	OP	5	IK
•105 PRINT"[CLEAR][c 8][RVSON][15" "]FLANKSPEED[15" "];	FP	•390 PRINT:PRINT"ADDRESS NOT WITHIN SPECIFIED RANGE!":B=0:	
•110 PRINT"[RVSON][5" "]MISTAKEPROOF ML ENTRY PROGRAM[6" "		GOTO415	HK
]"	JP	•395 PRINT:PRINT"NOT ZERO PAGE OR ROM!":B=0:GOTO415	DM
•115 PRINT"[RVSON][9" "]CREATED BY G. F. WHEAT[9" "];	FA	•400 PRINT"?ERROR IN SAVE":GOTO415	JK
•120 PRINT"[RVSON][3" "]COPR. 1987, ION INTERNATIONAL INC.		•405 PRINT"?ERROR IN LOAD":GOTO415	IO
[3" "];		•410 PRINT:PRINT:PRINT"END OF ML AREA":PRINT	JO
•125 FORA=54272TO54296:POKEA,0:NEXT	AJ	•415 POKE54276,17:POKE54276,16:RETURN	BF
•130 POKE54272,4:POKE54273,48:POKE54277,0:POKE54278,249:PO	ND	•420 OPEN15,8,15:INPUT#15,A,A\$:CLOSE15:PRINTA\$:RETURN	DH
KE54296,15	NP	•425 REM GET FOUR DIGIT HEX	IM
•135 FORA=680TO699:READB:POKEA,B:NEXT	FL	•430 PRINT:PRINTB\$;:INPUTT\$	OL
•140 DATA169,251,166,253,164,254,32,216,255,96	FF	•435 IFLEN(T\$)<>4THENGOSUB380:GOTO430	JD
•145 DATA169,0,166,251,164,252,32,213,255,96	EK	•440 FORA=1TO4:A\$=MID\$(T\$,A,1):GOSUB450:IFT(A)=16THENGOSUB	
•150 B\$="STARTING ADDRESS IN HEX":GOSUB430:AD=B:SR=B	KP	380:GOTO430	AK
•155 GOSUB480:IFB=0THEN150	OE	•445 NEXT:B=(T(1)*4096)+(T(2)*256)+(T(3)*16)+T(4):RETURN	KB
•160 POKE251,T(4)+T(3)*16:POKE252,T(2)+T(1)*16	AM	•450 IFA\$>"@ANDAS<"G"THENT(A)=ASC(A\$)-55:RETURN	GM
•165 B\$="ENDING ADDRESS IN HEX":GOSUB430:EN=B	PE	•455 IFA\$>"/ANDAS<:"THENT(A)=ASC(A\$)-48:RETURN	NJ
•170 GOSUB470:IFB=0THEN150	PG	•460 T(A)=16:RETURN	IC
•175 POKE254,T(2)+T(1)*16:B=T(4)+1+T(3)*16	GM	•465 REM ADDRESS CHECK	OL
•180 IFB>255THENB=B-255:POKE254,PEEK(254)+1	HG	•470 IFAD>ENTHEN385	HO
•185 POKE253,B:PRINT	EC	•475 IFB<SRORB>ENTHEN390	LE
•190 REM GET HEX LINE	ED	•480 IFB<256OR(B>4096ANDB<49152)ORB>53247THEN395	OB
•195 GOSUB495:PRINT": [c P][LEFT]":FORA=0TO8	KD	•485 RETURN	HE
•200 FORB=0TO1:GOTO250	IH	•490 REM ADDRESS TO HEX	PM
•205 NEXTB	IJ	•495 AC=AD:A=4096:GOSUB520	AP
•210 A\$(A)=T(1)+T(0)*16:IFAD+A-1=ENTHEN340	FA	•500 A=256:GOSUB520	NF
•215 PRINT" [c P][LEFT]":	EG	•505 A=16:GOSUB520	LG
•220 NEXTA:T=AD-(INT(AD/256)*256):PRINT" "	II	•510 A=1:GOSUB520	HE
•225 FORA=0TO7:T=T+A\$(A):IFT>255THENT=T-255	GL	•515 RETURN	JD
•230 NEXT	GI	•520 T=INT(AC/A):IFT>9THENA\$=CHR\$(T+55):GOTO530	OC
•235 IFA\$(8)<>TTHENGOSUB375:GOTO195	FL	•525 A\$=CHR\$(T+48)	JI
•240 FORA=0TO7:POKEAD+A,A\$(A):NEXT:AD=AD+8:GOTO195	IM	•530 PRINTA\$;:AC=AC-A*T:RETURN	AA
•245 REM GET HEX INPUT	PA	•535 A\$="**SAVE**":GOSUB585	IC
•250 GETA\$:IFA\$=""THEN250	GA	•540 OPEN1,T,1,A\$:SYS680:CLOSE1	AB
•255 IFA\$=CHR\$(20)THEN305	GO	•545 IFST=0THENEND	FB
•260 IFA\$=CHR\$(133)THEN535	LM	•550 GOSUB400:IFT=8THENGOSUB420	PM
•265 IFA\$=CHR\$(134)THEN560	IG	•555 GOTO535	FI
•270 IFA\$=CHR\$(135)THENPRINT" ":GOTO620	HO	•560 A\$="**LOAD**":GOSUB585	PE
•275 IFA\$=CHR\$(136)THENPRINT" ":GOTO635	HE	•565 OPEN1,T,0,A\$:SYS690:CLOSE1	PO
•280 IFA\$>"@ANDAS<"G"THENT(B)=ASC(A\$)-55:GOTO295	MI	•570 IFST=64THEN195	OI
•285 IFA\$>"/ANDAS<:"THENT(B)=ASC(A\$)-48:GOTO295	DJ	•575 GOSUB405:IFT=8THENGOSUB420	CO
•290 GOSUB415:GOTO250	JA	•580 GOTO560	GN
•295 PRINTA\$"[c P][LEFT]":	PK	•585 PRINT" ":PRINTTAB(14)A\$	KA
•300 GOTO205	FA	•590 PRINT:A\$=""INPUT"FILENAME":A\$	IO
•305 IFA>0THEN320	BI	•595 IFA\$=""THEN590	HK
•310 A=-1:IFB=1THEN330	BB	•600 PRINT:PRINT"TAPE OR DISK?":PRINT	HL
•315 GOTO220	FA	•605 GETB\$:T=1:IFB\$="D"THENT=8:A\$="@0:"A\$:RETURN	NP
•320 IFB=0THENPRINTCHR\$(20);CHR\$(20);:A=A-1	BF	•610 IFB\$<>"T"THEN605	KO
•325 A=A-1	FK	•615 RETURN	PH
•330 PRINTCHR\$(20);:GOTO220	PH	•620 B\$="CONTINUE FROM ADDRESS":GOSUB430:AD=B	DD
•335 REM LAST LINE	CP	•625 GOSUB475:IFB=0THEN620	NK
•340 PRINT" ":T=AD-(INT(AD/256)*256)	KH	•630 PRINT:GOTO195	HN
•345 FORB=0TOA-1:T=T+A\$(B):IFT>255THENT=T-255	OD	•635 B\$="BEGIN SCAN AT ADDRESS":GOSUB430:AD=B	FK
•350 NEXT	OB	•640 GOSUB475:IFB=0THEN635	LN
•355 IFA\$(A)<>TTHENGOSUB375:GOTO195	LH	•645 PRINT:GOTO670	HI
•360 FORB=0TOA-1:POKEAD+B,A\$(B):NEXT	BO	•650 FORB=0TO7:AC=PEEK(AD+B):GOSUB505:IFAD+B=ENTHENAD=SR:G	
•365 PRINT:PRINT"YOU ARE FINISHED!":GOTO535	MB	OSUB410:GOTO195	LM
•370 REM BELL AND ERROR MESSAGES	LM	•655 PRINT" ":NEXTB	LE
•375 PRINT:PRINT"LINE ENTERED INCORRECTLY":PRINT:GOTO415	JK	•660 PRINT:AD=AD+8	CD
•380 PRINT:PRINT"INPUT A 4 DIGIT HEX VALUE!":GOTO415	PG	•665 GETB\$:IFB\$=CHR\$(136)THEN195	JD
•385 PRINT:PRINT"ENDING IS LESS THAN STARTING!":B=0:GOTO41		•670 GOSUB495:PRINT" ":GOTO650	KE

KERNAL POWER FROM PAGE 20

HELPKEY.ASM

```

1 : "helpkey.asm
2 : " ORG $1300
3 : "
4 : "PFKEY EQU $FF65
5 : "CHRGET EQU $0380
6 : "CHRGOT EQU $0386
7 : "VECTOR EQU $FB
8 : "PRIMM EQU $FF7D
9 : "BSOUT EQU $FFD2
10 : "GETIN EQU $FFE4
11 : "CONFIG EQU $FF00
12 : "RUNMOD EQU $7F
13 : "
14 : "WEDGE LDA #$8D ;STA $FF01
15 : " STA CHRGET
16 : " LDA #$01
17 : " STA CHRGET+1
18 : " LDA #$FF
19 : " STA CHRGET+2
20 : " LDA #$4C ;JMP START
21 : " STA CHRGET+3
22 : " LDA #<START
23 : " STA CHRGET+4
24 : " LDA #>START
25 : " STA CHRGET+5
26 : " RTS
27 : "
28 : "START INC $3D
29 : " BNE S1
30 : " INC $3E
31 : "S1 JSR CHRGOT
32 : " CMP #$A8 ;CMDR-EP?
33 : " BEQ MAIN ;YES
34 : " JMP CHRGOT ;NO
35 : "
36 : "MAIN LDA RUNMOD ;PRGM MODE?
37 : " BNE EXIT ;YES, QUIT
38 : " PHA ;SAVE REG'S
39 : " TYA
40 : " PHA
41 : " TXA
42 : " PHA
43 : " LDA #0
44 : " STA COUNT
45 : " STA CONFIG ;BANK 15
46 : "LOOP JSR PRIMM ;PRINT CURSOR
47 : " DFB $A4,$9D,$00
48 : "KEY JSR GETIN ;GET KEY
49 : " BEQ KEY ;NO KEY YET
50 : " CMP #$A8 ;CMDR-EP?

```

```

51 : " BEQ DONE ;YES
52 : " CMP #$A9 ;SHIFT-EP?
53 : " SEC
54 : " BEQ QUIT ;YES, ABORT
55 : " LDY COUNT ;NO
56 : " STA STORE,Y ;SAVE IT
57 : " INY
58 : " STY COUNT ;UPDATE COUNT
59 : " JSR PRIMM ;BLANK CURSOR
60 : " DFB $20,$9D,$00
61 : " JSR BSOUT ;DISPLAY IT
62 : " JMP LOOP ;GET NEXT
63 : "
64 : "DONE LDA #<STORE ;LSB
65 : " STA VECTOR ;ZERO PAGE
66 : " LDA #>STORE ;MSB
67 : " STA VECTOR+1
68 : " LDA #$0F ;BANK 15
69 : " STA VECTOR+2
70 : " LDA #VECTOR
71 : " LDX #10 ;HELP KEY
72 : " LDY COUNT
73 : " JSR PFKEY ;DEFINE KEY
74 : "QUIT PLA ;RESTORE REG'S
75 : " TAX
76 : " PLA
77 : " TAY
78 : " PLA
79 : " BCC EXIT
80 : "
81 : "ERR JSR PRIMM
82 : " DFB $07,$0D
83 : " ASC 'ABORT',00
84 : "
85 : "EXIT JMP CHRGOT
86 : "
87 : "COUNT DFB 0
88 : "STORE DFB 0 ;BEGIN HERE

```

HELPKEY.MON

```

1 REM -----
2 REM          HELPKEY.MON
3 REM          RUPERT REPORT #41
4 REM          C-128 (SEE TEXT FIRST)
5 REM -----
6 REM - ENTER MONITOR THEN TYPE:
7 REM - A 1300 LDA #$8D <RETURN>
8 REM -          STA $0380 <RETURN>
9 REM -          LDA #$01 <RETURN>
10 REM - AND SO FORTH FOR THE
11 REM - FOLLOWING LINES ...
12 REM =====
14 . 01300 A9 8D LDA #$8D
15 . 01302 8D 80 03 STA $0380
16 . 01305 A9 01 LDA #$01

```



```

17 . 01307 8D 81 03 STA $0381
18 . 0130A A9 FF LDA #FF
19 . 1030C 8D 82 03 STA $0382
20 . 0130F A9 4C LDA #$4C
21 . 01311 8D 83 03 STA $0383
22 . 01314 A9 1F LDA #$1F
23 . 01316 8D 84 03 STA $0384
24 . 01319 A9 13 LDA #$13
25 . 0131B 8D 85 03 STA $0385
26 . 0131E 60 RTS
27 .
28 . 0131F E6 3D INC $3D
29 . 01321 D0 02 BNE $1325
30 . 01323 E6 3E INC $3E
31 . 01325 20 86 03 JSR $0386
32 . 01328 C9 A8 CMP #A8
33 . 0132A F0 03 BEQ $132F
34 . 0132C 4C 86 03 JMP $0386
35 .
36 . 0132F A5 7F LDA $7F
37 . 01331 D0 5F BNE $1392
38 . 01333 48 PHA
39 . 01334 98 TYA
40 . 01335 48 PHA
41 . 01336 8A TXA
42 . 01337 48 PHA
43 . 01338 A9 00 LDA #00
44 . 0133A 8D 95 13 STA $1395
45 . 0133D 8D 00 FF STA $FF00
46 . 01340 20 7D FF JSR $FF7D
47 . 01343 A4 9D LDY $9D
48 . 01345 00 BRK
49 . 01346 20 E4 FF JSR $FFE4
50 . 01349 F0 FB BEQ $1346
51 . 0134B C9 A8 CMP #A8
52 . 0134D F0 1B BEQ $136A
53 . 0134F C9 A9 CMP #A9
54 . 01351 38 SEC
55 . 01352 F0 2C BEQ $1380
56 . 01354 AC 95 13 LDY $1395
57 . 01357 99 96 13 STA $1396,Y
58 . 0135A C8 INY
59 . 0135B 8C 95 13 STY $1395
60 . 0135E 20 7D FF JSR $FF7D
61 . 01361 20 9D 00 JSR $009D
62 . 01364 20 D2 FF JSR $FFD2
63 . 01367 4C 40 13 JMP $1340
64 . 0136A A9 96 LDA #$96
65 . 0136C 85 FB STA $FB
66 . 0136E A9 13 LDA #$13
67 . 01370 85 FC STA $FC
68 . 01372 A9 0F LDA #$0F
69 . 01374 85 FD STA $FD
70 . 01376 A9 FB LDA #$FB
71 . 01378 A2 0A LDX #0A
72 . 0137A AC 95 13 LDY $1395
73 . 0137D 20 65 FF JSR $FF65
74 . 01380 68 PLA

```

```

75 . 01381 AA TAX
76 . 01382 68 PLA
77 . 01383 A8 TAY
78 . 01384 68 PLA
79 . 01385 90 0B BCC $1392
80 .
81 . 01387 20 7D FF JSR $FF7D
82 . *** MUST FIX LINES 83, 85-87 ***
83 . 0138A EA NOP
84 . 0138B 0D 41 42 ORA $4241
85 . 0138E EA NOP
86 . 0138F EA NOP
87 . 01390 EA NOP
88 . 01391 00 BRK
89 . 01392 4C 86 03 JMP $0386
90 . 01395 00 BRK
91 . 01396 00 BRK

```

HELPKEY BASIC LOADER

```

.1 REM----- DG
.2 REM  HELPKEY BASIC LOADER LP
.3 REM  RUPERT REPORT #41 MD
.4 REM  C-128 JC
.5 REM----- HK
.10 PRINT" LOADING 'HELPKEY' ROUTINE[3". "
] JK
.20 M=DEC("1300") DE
.30 READ B$ AI
.40 IF B$="XX" THEN 100 PO
.50 B=DEC(B$) KL
.60 CK=CK+B :REM CHECKSUM PK
.70 POKE M,B JH
.80 M=M+1 HP
.90 GOTO 30 EL
.100 IF CK<>17546 THEN PRINT "DATA ERROR" PG
:STOP CH
.110 PRINT" 'HELPKEY' ROUTINE IS LOADED"
.120 PRINT : PRINT "ASSIGN KEYSTROKES TO NF
HELP KEY : "
.130 PRINT" PRESS CMDR-[EP] <RETURN> TO GI
BEGIN" PG
.140 PRINT" TYPE DESIRED KEYSTROKES" PF
.150 PRINT" PRESS CMDR-[EP] TO END" PF
.160 PRINT" (PRESS SHIFT-[EP] TO ABORT)" FH
.170 SYS DEC("1300") GK
.180 END DE
.190 DATA A9,8D,8D,80,03,A9,01,8D FI
.200 DATA 81,03,A9,FF,8D,82,03,A9 JP
.210 DATA 4C,8D,83,03,A9,1F,8D,84 HA
.220 DATA 03,A9,13,8D,85,03,60 KM
.230 DATA E6,3D,D0,02,E6,3E,20,86 CD
.240 DATA 03,C9,A8,F0,03,4C,86,03 LP
.250 DATA A5,7F,D0,5F,48,98,48,8A DO
.260 DATA 48,A9,00,8D,95,13,8D,00 EH
.270 DATA FF,20,7D,FF,A4,9D,00,20 JK
.280 DATA E4,FF,F0,FB,C9,A8,F0,1B PK
.290 DATA C9,A9,38,F0,2C,AC,95,13 KB
.300 DATA 99,96,13,C8,8C,95,13,20 KO

```


•310 DATA 7D,FF,20,9D,00,20,D2,FF
 •320 DATA 4C,40,13,A9,96,85,FB,A9
 •330 DATA 13,85,FC,A9,0F,85,FD,A9
 •340 DATA FB,A2,0A,AC,95,13,20,65
 •350 DATA FF,68,AA,68,A8,68,90,0B
 •360 DATA 20,7D,FF,07,0D,41,42,4F
 •370 DATA 52,54,00,4C,86,03,00,00
 •400 DATA XX

CH
HI
NA
MI
KL
AA
AF
MD

WALL CRAWLER FROM PAGE 34

Starting address in hex: C000

Ending address in hex: CA11

SYS to start: 49152

Flankspeed required for entry! See page 85.

C000: A9 08 20 D2 FF 20 D5 C4 5F
 C008: A9 D2 85 39 A9 C6 85 3A 73
 C010: A9 C0 85 3B A9 70 85 3C 17
 C018: A2 0D A0 00 B1 39 91 3B 20
 C020: C8 C0 40 90 F7 18 98 65 88
 C028: 39 85 39 A5 3A 69 00 85 EE
 C030: 3A 18 98 65 3B 85 3B A5 22
 C038: 3C 69 00 85 3C CA D0 DA 16
 C040: A0 18 B9 BE C5 99 00 D4 A5
 C048: 88 10 F7 78 A9 7F 8D 0D 15
 C050: DC A9 01 8D 1A D0 8D 12 EF
 C058: D0 A9 1B 8D 11 D0 A9 37 3E
 C060: 8D 14 03 A9 C5 8D 15 03 1A
 C068: 58 A9 00 8D 17 D0 8D 1B 88
 C070: D0 8D 1D D0 A9 FF 8D 1C 10
 C078: D0 A9 0A 8D 27 D0 A9 03 2F
 C080: 8D 26 D0 A9 07 8D 25 D0 39
 C088: A9 05 8D 2E D0 A9 C3 8D BE
 C090: FF 77 A9 0F 8D 20 D0 A9 E8
 C098: 1A A0 C6 20 1E AB A9 33 E0
 C0A0: 8D 2C 74 20 B7 C3 A9 01 15
 C0A8: 8D 5E C5 20 59 C4 A9 00 42
 C0B0: 85 05 8D 65 C5 8D 5F C5 A6
 C0B8: 8D 61 C5 8D 62 C5 85 06 AE
 C0C0: 8D 0E D0 8D 0F D0 8D 10 38
 C0C8: D0 A9 9B 8D 64 C5 20 AD 64
 C0D0: C2 20 2B C3 A9 FF 8D 15 EE
 C0D8: D0 A9 63 8D 60 C5 20 EA 75
 C0E0: C1 A2 FE 8E 01 D0 8E 63 96
 C0E8: C5 A9 05 20 51 C4 38 AD 79
 C0F0: F8 77 E9 01 29 03 09 C8 4A
 C0F8: 8D F8 77 CA CA E0 E2 B0 01
 C100: E2 AD 1E D0 AD 8D 02 D0 8D
 C108: FB E6 03 A5 05 F0 05 C6 55
 C110: 05 4C 25 C1 38 A9 1A ED 32
 C118: 5E C5 85 05 20 D8 C2 20 A2
 C120: 13 C4 20 8D C2 AD 5F C5 3B
 C128: F0 16 A5 03 29 03 D0 50 25
 C130: AD 63 C5 49 FF 8D 01 D4 B3
 C138: EE 63 C5 D0 43 4C A8 C1 1B
 C140: A5 03 29 1F D0 13 20 36 6B

C148: C2 20 FF C1 AD 63 C5 C9 8D
 C150: 42 B0 06 20 62 C3 4C AB 87
 C158: C0 AD 1E D0 29 01 D0 0F BF
 C160: 20 E4 C3 C9 44 F0 08 20 50
 C168: DE C1 AD 60 C5 D0 11 A9 68
 C170: CE 8D F8 77 A2 10 8E 04 82
 C178: D4 E8 8E 04 D4 8E 5F C5 51
 C180: A2 02 A0 DC C8 D0 FD CA 05
 C188: D0 FA 20 2B C3 A5 03 29 35
 C190: 1F D0 12 A2 05 18 BD F9 0A
 C198: 77 69 01 29 03 09 C4 9D 12
 C1A0: F9 77 CA 10 F0 4C 04 C1 EF
 C1A8: CE 2C 74 AD 2C 74 29 0F 9E
 C1B0: F0 03 4C AB C0 A9 00 8D 94
 C1B8: 15 D0 8D 04 D4 EE 86 02 7C
 C1C0: A2 0D A0 08 18 20 F0 FF 42
 C1C8: A9 68 A0 C6 20 1E AB A9 D5
 C1D0: 0E 20 51 C4 AD 00 DC 29 C8
 C1D8: 10 D0 E2 4C 9E C0 A5 03 F0
 C1E0: 29 7F D0 1A CE 60 C5 AD 17
 C1E8: 60 C5 A2 30 C9 0A 90 06 4C
 C1F0: E9 0A E8 4C EC C1 8E 3C 93
 C1F8: 74 09 30 8D 3D 74 60 AD F3
 C200: 61 C5 F0 04 CE 61 C5 60 72
 C208: AD 62 C5 0A 18 6D 62 C5 95
 C210: A8 B9 D7 C5 D0 04 8D 62 D4
 C218: C5 60 8D 61 C5 A2 40 8E 64
 C220: 04 D4 B9 D8 C5 8D 01 D4 B4
 C228: B9 D9 C5 8D 00 D4 E8 8E 5B
 C230: 04 D4 EE 62 C5 60 AD 65 93
 C238: C5 D0 1D A0 03 AD 00 DC 1A
 C240: 29 0F D9 A6 C5 F0 09 88 41
 C248: 10 F8 A9 CC 8D F8 77 60 26
 C250: 84 04 B9 92 C5 8D 65 C5 A3
 C258: A4 04 18 AD 63 C5 79 96 FF
 C260: C5 C9 E4 B0 24 8D 63 C5 60
 C268: 18 AD 64 C5 79 9A C5 C9 FB
 C270: 53 90 16 C9 FC B0 12 8D 81
 C278: 64 C5 18 AD F8 77 79 9E F0
 C280: C5 29 03 19 A2 C5 8D F8 7A
 C288: 77 CE 65 C5 60 AD 0F D0 E7
 C290: C9 41 B0 12 AD 1B D4 29 25
 C298: 07 0D 5F C5 D0 0E AD 64 C2
 C2A0: C5 8D 0E D0 A9 41 18 69 3F
 C2A8: 02 8D 0F D0 60 A2 05 AD CD
 C2B0: 1B D4 09 60 9D 66 C5 9D 71
 C2B8: 6C C5 A9 01 9D 72 C5 20 8B
 C2C0: 0C C3 AD 1B D4 29 03 09 63
 C2C8: C4 9D F9 77 AD 1B D4 09 43
 C2D0: 08 9D 28 D0 CA 10 D8 60 83
 C2D8: A2 05 AD 1B D4 F0 0B 18 32
 C2E0: BD 66 C5 7D 78 C5 C9 44 94
 C2E8: B0 06 20 0C C3 4C 08 C3 A7
 C2F0: 9D 66 C5 18 BD 6C C5 7D 40
 C2F8: 7E C5 9D 6C C5 BD 72 C5 03
 C300: 7D 84 C5 29 01 9D 72 C5 C7
 C308: CA 10 CF 60 AD 1B D4 29 D9
 C310: 03 A8 B9 AA C5 9D 78 C5 C1

C318:	AD	1B	D4	29	03	A8	B9	AA	EE	C4E8:	78	85	3C	A0	00	84	39	84	06
C320:	C5	9D	7E	C5	B9	AE	C5	9D	93	C4F0:	3B	A2	08	B1	39	91	3B	C8	57
C328:	84	C5	60	A2	05	8A	0A	A8	B7	C4F8:	D0	F9	E6	3A	E6	3C	CA	D0	A3
C330:	BD	66	C5	99	03	D0	BD	6C	B1	C500:	F2	A5	01	09	04	85	01	AD	DA
C338:	C5	99	02	D0	AD	10	D0	3D	36	C508:	0E	DC	09	01	8D	0E	DC	A0	16
C340:	B8	C5	A8	BD	72	C5	29	01	87	C510:	4F	B9	82	C6	99	00	7A	88	FE
C348:	F0	05	98	1D	B2	C5	A8	8C	A1	C518:	10	F7	AD	02	DD	09	03	8D	47
C350:	10	D0	CA	10	D8	AD	64	C5	BC	C520:	02	DD	AD	00	DD	29	FC	09	BA
C358:	8D	00	D0	AD	63	C5	8D	01	1C	C528:	02	8D	00	DD	A9	DE	8D	18	C3
C360:	D0	60	A0	00	98	29	03	85	7C	C530:	D0	A9	74	8D	88	02	60	A9	41
C368:	06	09	1C	8D	01	D4	A2	10	A9	C538:	01	8D	19	D0	A2	42	A0	0F	45
C370:	8E	04	D4	E8	8E	04	D4	A9	D1	C540:	AD	12	D0	C9	42	90	04	A2	14
C378:	06	20	51	C4	C8	C0	14	90	E2	C548:	01	A4	06	8E	12	D0	8C	21	13
C380:	E3	AE	5E	C5	A0	02	20	9D	97	C550:	D0	AD	0D	DC	29	01	F0	03	D6
C388:	C3	AE	60	C5	A0	04	20	9D	83	C558:	4C	31	EA	4C	BC	FE	00	00	C8
C390:	C3	AC	5E	C5	C8	C0	12	B0	71	C560:	00	00	00	00	00	00	00	00	60
C398:	03	8C	5E	C5	60	84	02	A4	D7	C568:	00	00	00	00	00	00	00	00	68
C3A0:	02	38	B9	32	74	69	00	C9	6E	C570:	00	00	00	00	00	00	00	00	70
C3A8:	3A	90	02	A9	30	99	32	74	8F	C578:	00	00	00	00	00	00	00	00	78
C3B0:	88	10	EF	CA	D0	E9	60	A0	BF	C580:	00	00	00	00	00	00	00	00	80
C3B8:	00	B9	32	74	D9	42	74	F0	9A	C588:	00	00	01	04	07	0A	0D	10	BB
C3C0:	05	B0	0B	4C	D9	C3	C8	C0	F4	C590:	13	16	08	08	0C	0C	FE	02	E2
C3C8:	05	90	EE	4C	D9	C3	A0	04	DB	C598:	00	00	00	00	FE	02	FF	01	9A
C3D0:	B9	32	74	99	42	74	88	10	1A	C5A0:	FF	01	C8	C8	CC	CC	0E	0D	E7
C3D8:	F7	A0	04	A9	30	99	32	74	8F	C5A8:	0B	07	01	FF	02	FE	00	FF	BC
C3E0:	88	10	FA	60	A9	00	85	FD	02	C5B0:	00	FF	02	04	08	10	20	40	2F
C3E8:	A9	74	85	FE	38	AD	63	C5	9A	C5B8:	FD	FB	F7	EF	DF	BF	00	00	3A
C3F0:	E9	34	4A	4A	4A	A8	18	A5	54	C5C0:	08	07	00	1A	0A	00	00	00	F3
C3F8:	FD	69	28	85	FD	A5	FE	69	1A	C5C8:	00	00	00	00	FF	FF	00	00	C8
C400:	00	85	FE	88	D0	F0	38	AD	B4	C5D0:	80	00	00	00	00	00	8F	03	E3
C408:	64	C5	E9	0F	4A	4A	4A	A8	B2	C5D8:	09	68	01	08	60	01	0A	88	47
C410:	B1	FD	60	AD	1B	D4	29	0F	F5	C5E0:	03	09	68	01	08	60	01	0A	C9
C418:	C9	0B	90	02	E9	0B	0A	A8	27	C5E8:	88	03	09	68	01	08	60	01	50
C420:	C8	A9	57	85	3B	A9	74	85	4E	C5F0:	0A	88	01	09	68	01	0A	88	89
C428:	3C	18	A5	3B	69	28	85	3B	AF	C5F8:	01	09	68	01	0A	88	01	0A	0A
C430:	A5	3C	69	00	85	3C	88	D0	96	C600:	88	01	09	68	03	08	60	03	69
C438:	F0	AD	1B	D4	29	07	AA	BC	5E	C608:	09	68	03	08	60	03	09	68	59
C440:	8A	C5	18	B1	3B	69	01	29	29	C610:	01	08	60	04	09	68	03	08	F9
C448:	07	09	40	91	3B	C8	91	3B	FA	C618:	60	00	93	20	20	1C	4C	49	FD
C450:	60	18	65	A2	C5	A2	D0	FC	07	C620:	56	45	53	20	20	20	9C	53	5F
C458:	60	A9	57	85	3B	85	FB	A9	A5	C628:	43	4F	52	45	20	20	20	95	48
C460:	74	85	3C	A9	D8	85	FC	A9	45	C630:	54	49	4D	45	52	20	20	20	13
C468:	16	85	02	A0	18	A5	02	29	8F	C638:	1F	48	49	47	48	20	20	20	D8
C470:	01	D0	0E	A9	49	91	3B	A9	B9	C640:	81	4C	45	56	45	4C	0D	05	4D
C478:	06	91	FB	88	10	F5	4C	A5	8C	C648:	20	20	20	20	33	20	20	20	5C
C480:	C4	A9	48	91	3B	A9	06	91	45	C650:	20	20	30	30	30	30	30	20	A1
C488:	FB	88	A9	40	91	3B	88	91	DD	C658:	20	20	20	30	30	30	20	20	89
C490:	3B	C8	A9	0C	91	FB	88	91	F1	C660:	20	20	30	30	30	30	30	00	91
C498:	FB	88	A9	48	91	3B	A9	06	8B	C668:	12	20	20	20	50	52	45	53	16
C4A0:	91	FB	88	10	E5	18	A5	3B	A5	C670:	53	20	46	49	52	45	20	42	6D
C4A8:	69	28	85	3B	85	FB	A5	3C	5E	C678:	55	54	54	4F	4E	20	20	20	74
C4B0:	69	00	85	3C	18	69	64	85	47	C680:	92	00	FF	FF	FF	FF	00	00	13
C4B8:	FC	C6	02	10	AE	A2	01	8E	6F	C688:	00	00	FF	FF	FF	FF	FF	00	88
C4C0:	86	02	A0	23	18	20	F0	FF	36	C690:	00	00	FF	FF	FF	FF	FF	FF	90
C4C8:	AE	5E	C5	A9	00	20	CD	BD	F0	C698:	00	00	FF	FF	FF	FF	FF	FF	98
C4D0:	A9	20	4C	D2	FF	AD	0E	DC	52	C6A0:	FF	00	FF	FF	FF	FF	FF	FF	A0
C4D8:	29	FE	8D	0E	DC	A5	01	29	49	C6A8:	FF	FF	FF	FF	FF	FF	FF	FF	A8
C4E0:	FB	85	01	A9	D0	85	3A	A9	47	C6B0:	FF	00	FF	FF	FF	FF	FF	FF	B0

C6B8:	00	00	FF	FF	FF	FF	FF	00	B8	C888:	03	00	C0	00	00	00	00	00	4C
C6C0:	00	00	7E	7E	7E	7E	7E	7E	B7	C890:	00	00	0A	00	00	00	00	00	9A
C6C8:	7E	7E	00	FF	FF	FF	FF	FF	C5	C898:	05	00	00	05	28	A0	01	28	94
C6D0:	FF	00	00	00	00	00	00	00	D0	C8A0:	00	01	40	50	00	55	50	00	D7
C6D8:	00	10	00	00	74	00	00	10	6D	C8A8:	55	40	00	14	00	00	14	00	66
C6E0:	80	08	02	00	02	22	00	02	91	C8B0:	00	00	00	00	3C	00	00	FF	EC
C6E8:	22	00	00	A8	00	00	00	00	B3	C8B8:	C0	00	FF	C0	03	F0	C0	03	F1
C6F0:	03	FF	00	00	FC	00	00	FC	ED	C8C0:	C0	F0	03	C0	C0	03	C0	00	BA
C6F8:	00	00	FC	00	00	00	00	00	F5	C8C8:	03	C0	00	0F	00	00	03	00	9E
C700:	00	00	00	00	00	00	00	00	00	C8D0:	00	00	00	00	00	0A	00	A0	7B
C708:	00	00	00	00	00	00	00	00	08	C8D8:	00	00	00	05	28	50	05	28	83
C710:	00	00	00	00	00	00	00	00	10	C8E0:	50	05	00	50	01	55	40	00	1D
C718:	00	00	00	00	00	00	00	00	18	C8E8:	55	00	00	14	00	00	14	00	66
C720:	00	00	00	00	00	00	00	00	20	C8F0:	00	00	00	00	3C	00	00	FF	2D
C728:	00	00	00	00	00	03	C3	C0	AF	C8F8:	00	00	FF	00	03	C3	C0	03	83
C730:	0E	96	B0	38	00	2C	C0	41	EB	C900:	C3	C0	03	C3	C0	0F	00	F0	0C
C738:	03	00	00	00	00	00	00	00	3B	C908:	03	00	C0	00	00	00	00	00	CB
C740:	00	00	00	00	00	00	00	00	40	C910:	00	00	00	00	00	0A	00	A0	BA
C748:	00	00	00	00	00	00	00	00	48	C918:	00	00	00	05	00	50	05	00	72
C750:	00	00	00	00	00	00	00	00	50	C920:	50	05	28	50	01	28	40	01	58
C758:	00	00	00	00	00	00	00	00	58	C928:	41	40	00	55	00	00	55	00	54
C760:	00	00	00	00	00	00	00	00	60	C930:	00	14	00	00	14	00	00	00	58
C768:	00	00	0F	00	F0	3A	C3	AC	13	C938:	00	00	3C	00	00	FF	00	00	74
C770:	C2	96	83	00	00	00	00	41	8E	C940:	FF	00	03	C3	C0	03	C3	C0	4F
C778:	00	00	00	00	00	00	00	00	78	C948:	03	C3	C0	0F	00	F0	03	00	D2
C780:	00	00	00	00	00	00	00	00	80	C950:	C0	00	00	00	00	28	00	00	39
C788:	00	00	00	00	00	00	00	00	88	C958:	00	00	00	14	00	00	04	28	98
C790:	00	00	00	00	00	00	00	00	90	C960:	00	05	28	02	01	40	06	01	D7
C798:	00	00	00	00	00	00	00	00	98	C968:	55	54	00	55	50	00	15	00	CC
C7A0:	00	00	00	00	C0	00	03	30	94	C970:	00	14	00	00	00	00	00	3F	C3
C7A8:	00	0C	0F	00	F0	0A	C3	A0	23	C978:	00	00	3F	C0	00	3F	C0	00	78
C7B0:	02	96	80	00	00	00	00	41	0B	C980:	30	F0	00	3C	30	00	3C	3C	86
C7B8:	00	00	00	00	00	00	00	00	B8	C988:	00	0C	0C	00	0C	0F	00	0F	CA
C7C0:	00	00	00	00	00	00	00	00	C0	C990:	00	00	00	00	00	A0	00	0A	3B
C7C8:	00	00	00	00	00	00	00	00	C8	C998:	00	00	00	50	28	05	14	28	52
C7D0:	00	00	00	00	00	00	00	00	D0	C9A0:	14	05	00	50	01	55	40	00	A0
C7D8:	00	00	00	00	00	00	00	00	D8	C9A8:	55	00	00	14	00	00	14	00	26
C7E0:	00	00	00	00	00	00	00	00	E0	C9B0:	00	00	00	00	3C	00	00	FF	EC
C7E8:	00	00	0F	00	F0	3A	C3	AC	93	C9B8:	00	00	FF	00	03	C3	C0	03	43
C7F0:	C2	96	83	00	00	00	00	41	0F	C9C0:	C3	C0	03	00	C0	0F	00	F0	09
C7F8:	00	00	00	00	00	00	00	00	F8	C9C8:	3C	00	3C	0C	00	30	00	00	7D
C800:	00	00	00	00	00	00	00	00	00	C9D0:	00	00	00	00	00	00	00	28	F8
C808:	00	00	00	00	00	00	00	00	08	C9D8:	00	00	00	00	00	14	00	28	15
C810:	00	00	00	00	A0	00	00	00	B0	C9E0:	10	80	28	50	90	01	40	15	D0
C818:	00	00	50	0A	28	50	00	28	13	C9E8:	55	40	05	55	00	00	54	00	2D
C820:	40	05	01	40	05	55	00	01	02	C9F0:	00	14	00	00	00	00	00	FC	02
C828:	55	00	00	14	00	00	14	00	A5	C9F8:	00	03	FC	00	03	FC	00	0F	08
C830:	00	00	00	00	3C	00	03	FF	6F	CA00:	0C	00	0C	3C	00	3C	3C	00	CC
C838:	00	03	FF	00	03	0F	C0	0F	1D	CA08:	30	30	00	F0	30	00	00	F0	7A
C840:	03	C0	03	03	C0	00	03	C0	8E	CA10:	00	00	10						
C848:	00	03	C0	00	00	F0	00	00	FC										
C850:	C0	00	00	00	00	0A	00	A0	BB										
C858:	00	00	00	05	28	50	05	28	03										
C860:	50	05	00	50	01	55	40	00	9C										
C868:	55	00	00	14	00	00	14	00	E5										
C870:	00	00	00	00	3C	00	00	FF	AC										
C878:	00	00	FF	00	03	C3	C0	03	03										
C880:	C3	C0	03	C3	C0	0F	00	F0	8C										

PROBLEMS ENTERING AN AHoy! PROGRAM?

We'd love to help. Call 212-239-6089; if busy or
no answer after three rings call 212-239-0855.

SCAVENGER HUNT

FROM PAGE 63

Starting address in hex: C000

Ending address in hex: CFF7

SYS to start: 49152

Flanspeed required for entry! See page 85.

C000: 4C 3F CF 00 00 60 AD 00 69
 C008: DC C9 7F F0 06 8D 03 C0 76
 C010: 4C 6F C1 AD 01 DC C9 FF E2
 C018: F0 EB 8D 04 C0 C9 FE D0 E0
 C020: 03 4C 41 C0 C9 FD D0 03 0D
 C028: 4C A9 C0 C9 FB D0 03 4C C4
 C030: 0B C1 C9 F7 D0 03 4C 2F 0E
 C038: C1 C9 EF D0 03 4C 53 C1 E8
 C040: 60 AD E2 C2 C9 00 D0 01 8F
 C048: 60 AD E2 C2 C9 06 B0 03 7F
 C050: 4C 85 C0 C9 0B B0 03 4C B7
 C058: 8F C0 C9 10 B0 03 4C 85 08
 C060: C0 C9 15 B0 03 4C 8F C0 50
 C068: C9 1A B0 03 4C 85 C0 C9 5C
 C070: 1F B0 03 4C 8F C0 C9 24 CD
 C078: B0 03 4C 85 C0 C9 29 B0 62
 C080: 03 4C 8F C0 60 AD E1 C2 D2
 C088: C9 1B D0 F8 4C 9D C0 AD 8F
 C090: E1 C2 C9 0B D0 03 4C 9D C7
 C098: C0 C9 2A D0 E7 A9 E2 8D 20
 C0A0: F8 07 CE E2 C2 20 42 C3 3B
 C0A8: 60 AD E2 C2 C9 28 D0 01 20
 C0B0: 60 C9 23 90 03 4C F1 C0 90
 C0B8: C9 1E 90 03 4C E7 C0 C9 F2
 C0C0: 19 90 03 4C F1 C0 C9 14 4A
 C0C8: 90 03 4C E7 C0 C9 0F 90 BA
 C0D0: 03 4C F1 C0 C9 0A 90 03 3A
 C0D8: 4C E7 C0 C9 05 90 03 4C 7C
 C0E0: F1 C0 C9 00 B0 01 60 AD 1D
 C0E8: E1 C2 C9 1B D0 F8 4C FF 88
 C0F0: C0 AD E1 C2 C9 0B D0 03 AC
 C0F8: 4C FF C0 C9 2A D0 E7 A9 5C
 C100: E3 8D F8 07 EE E2 C2 20 26
 C108: 42 C3 60 AD E1 C2 C9 00 8A
 C110: D0 01 60 A0 00 AD E2 C2 36
 C118: D9 E3 C2 F0 06 C8 C0 09 22
 C120: D0 F3 60 A9 E0 8D F8 07 5D
 C128: CE E1 C2 20 42 C3 60 AD CF
 C130: E1 C2 C9 34 D0 01 60 A0 A5
 C138: 00 AD E2 C2 D9 E3 C2 F0 FC
 C140: 06 C8 C0 09 D0 F3 60 A9 A7
 C148: E1 8D F8 07 EE E1 C2 20 6B
 C150: 42 C3 60 AD DE 06 8D 79 50
 C158: CB AD 79 CB C9 1F B0 04 B4
 C160: 20 50 CB 60 AD 8B C9 C9 C9
 C168: 08 F0 03 20 BF CA 60 AD 1D
 C170: 03 C0 C9 7E D0 03 4C 98 35
 C178: C1 C9 7D D0 03 4C 03 C2 67
 C180: C9 7B D0 03 4C 6B C2 C9 DD

C188: 77 D0 03 4C 95 C2 C9 6F B1
 C190: D0 03 4C BF C2 4C 13 C0 53
 C198: AD E0 C2 C9 00 D0 03 4C D3
 C1A0: 13 C0 C9 06 B0 03 4C DD 22
 C1A8: C1 C9 0B B0 03 4C E7 C1 E8
 C1B0: C9 10 B0 03 4C DD C1 C9 F3
 C1B8: 15 B0 03 4C E7 C1 C9 1A 5B
 C1C0: B0 03 4C DD C1 C9 1F B0 F9
 C1C8: 03 4C E7 C1 C9 24 B0 03 63
 C1D0: 4C DD C1 C9 29 B0 03 4C AF
 C1D8: E7 C1 4C 13 C0 AD DF C2 F2
 C1E0: C9 1B D0 F6 4C F5 C1 AD 3F
 C1E8: DF C2 C9 0B D0 03 4C F5 76
 C1F0: C1 C9 2A D0 E5 A9 E2 8D 77
 C1F8: F9 07 CE E0 C2 20 EC C2 3C
 C200: 4C 13 C0 AD E0 C2 C9 28 63
 C208: D0 03 4C 13 C0 C9 23 90 79
 C210: 03 4C 4F C2 C9 1E 90 03 EC
 C218: 4C 45 C2 C9 19 90 03 4C 2F
 C220: 4F C2 C9 14 90 03 4C 45 35
 C228: C2 C9 0F 90 03 4C 4F C2 B5
 C230: C9 0A 90 03 4C 45 C2 C9 B5
 C238: 05 90 03 4C 4F C2 C9 00 F8
 C240: B0 03 4C 13 C0 AD DF C2 64
 C248: C9 1B D0 F6 4C 5D C2 AD 0F
 C250: DF C2 C9 0B D0 03 4C 5D 45
 C258: C2 C9 2A D0 E5 A9 E3 8D E0
 C260: F9 07 EE E0 C2 20 EC C2 C3
 C268: 4C 13 C0 AD DF C2 C9 00 A2
 C270: D0 03 4C 13 C0 A0 00 AD B2
 C278: E0 C2 D9 E3 C2 F0 08 C8 5E
 C280: C0 09 D0 F3 4C 13 C0 A9 D8
 C288: E0 8D F9 07 CE DF C2 20 89
 C290: EC C2 4C 13 C0 AD DF C2 B0
 C298: C9 34 D0 03 4C 13 C0 A0 2B
 C2A0: 00 AD E0 C2 D9 E3 C2 F0 63
 C2A8: 08 C8 C0 09 D0 F3 4C 13 67
 C2B0: C0 A9 E1 8D F9 07 EE DF 5A
 C2B8: C2 20 EC C2 4C 13 C0 AD 19
 C2C0: FE 04 8D 78 CB AD 78 CB 87
 C2C8: C9 1F B0 06 20 3C CB 4C DC
 C2D0: 13 C0 AD 8A C9 C9 08 F0 69
 C2D8: 03 20 42 CA 4C 13 C0 00 29
 C2E0: 00 00 00 00 05 0A 0F 14 13
 C2E8: 19 1E 23 28 AD DF C2 18 D3
 C2F0: 69 00 85 FB A9 80 69 00 6F
 C2F8: 85 FC AE E0 C2 E0 00 F0 9F
 C300: 10 A5 FB 18 69 47 85 FB FB
 C308: A5 FC 69 00 85 FC CA D0 32
 C310: F0 A9 56 85 02 A9 04 85 BB
 C318: 03 A2 08 A0 10 B1 FB 91 B5
 C320: 02 88 10 F9 A5 02 18 69 DD
 C328: 28 85 02 A5 03 69 00 85 6F
 C330: 03 A5 FB 18 69 47 85 FB 1F
 C338: A5 FC 69 00 85 FC CA 10 A1
 C340: DA 60 AD E1 C2 18 69 00 4F
 C348: 85 FB A9 80 69 00 85 FC DF
 C350: AE E2 C2 E0 00 F0 10 A5 2C

C358:	FB	18	69	47	85	FB	A5	FC	41	C528:	F7	8F	61	47	F7	8F	61	47	88
C360:	69	00	85	FC	CA	D0	F0	A9	82	C530:	F7	8F	61	47	F7	8F	61	47	90
C368:	36	85	FD	A9	06	85	FE	A2	F8	C538:	F7	8F	61	47	F7	8F	61	47	98
C370:	08	A0	10	B1	FB	91	FD	88	EE	C540:	F7	8F	61	47	F7	8F	61	47	A0
C378:	10	F9	A5	FD	18	69	28	85	55	C548:	F7	8F	61	47	F7	8F	61	47	A8
C380:	FD	A5	FE	69	00	85	FE	A5	B6	C550:	F7	8F	61	47	F7	8F	61	47	B0
C388:	FB	18	69	47	85	FB	A5	FC	71	C558:	F7	8F	61	47	F7	8F	61	47	B8
C390:	69	00	85	FC	CA	10	DA	60	92	C560:	F7	8F	61	47	F7	8F	61	47	C0
C398:	00	00	00	4C	31	EA	EE	99	89	C568:	F7	8F	61	47	F7	8F	61	47	C8
C3A0:	C3	AD	99	C3	C9	06	D0	F3	04	C570:	F7	8F	61	47	F7	8F	61	47	D0
C3A8:	A9	00	8D	99	C3	AD	9A	C3	49	C578:	F7	8F	61	47	F7	8F	61	47	D8
C3B0:	F0	34	A9	00	8D	9A	C3	AE	1A	C580:	F7	8F	61	47	F7	8F	61	47	E0
C3B8:	98	C3	BD	33	C4	8D	00	D4	2D	C588:	F7	8F	61	47	F7	8F	61	47	E8
C3C0:	8D	0E	D4	BD	AB	C4	8D	01	ED	C590:	F7	8F	61	47	F7	8F	61	47	F0
C3C8:	D4	8D	0F	D4	BD	23	C5	8D	43	C598:	F7	8F	61	06	09	0A	08	06	A8
C3D0:	07	D4	BD	9B	C5	8D	08	D4	36	C5A0:	09	0A	08	06	09	0A	08	06	E2
C3D8:	A9	21	8D	04	D4	8D	0B	D4	77	C5A8:	09	0A	08	06	09	0A	08	06	EA
C3E0:	8D	12	D4	4C	9B	C3	A9	40	EA	C5B0:	09	0A	08	06	09	0A	08	06	F2
C3E8:	8D	04	D4	A9	20	8D	0B	D4	86	C5B8:	09	0A	08	06	09	0A	08	06	FA
C3F0:	A9	10	8D	12	D4	EE	98	C3	6A	C5C0:	09	0A	08	06	09	0A	08	06	03
C3F8:	AD	98	C3	C9	78	D0	05	A9	C4	C5C8:	09	0A	08	06	09	0A	08	06	0B
C400:	00	8D	98	C3	A9	01	8D	9A	BC	C5D0:	09	0A	08	06	09	0A	08	06	13
C408:	C3	4C	9B	C3	A2	00	BD	1A	F1	C5D8:	09	0A	08	06	09	0A	08	06	1B
C410:	C4	9D	00	D4	E8	E0	19	D0	FA	C5E0:	09	0A	08	06	09	0A	08	06	23
C418:	F5	60	00	00	00	06	00	18	8C	C5E8:	09	0A	08	06	09	0A	08	06	2B
C420:	0B	00	00	00	00	00	08	09	3C	C5F0:	09	0A	08	06	09	0A	08	06	33
C428:	00	00	00	00	00	07	58	00	87	C5F8:	09	0A	08	06	09	0A	08	06	3B
C430:	00	00	0F	C3	C3	C3	C3	C3	12	C600:	09	0A	08	06	09	0A	08	06	42
C438:	EF	C3	C3	C3	C3	C3	C3	C3	82	C608:	09	0A	08	06	09	0A	08	06	4A
C440:	EF	EF	1F	C3	00	00	00	8F	92	C610:	09	0A	08	1A	1A	1A	1A	1A	AD
C448:	EF	1F	C3	00	00	8F	EF	1F	B9	C618:	1A	1A	15	A9	A9	A9	69	69	31
C450:	C3	00	00	8F	EF	1F	C3	8F	06	C620:	69	69	55	00	40	90	90	A4	4E
C458:	8F	EF	EF	1F	1F	C3	C3	8F	1D	C628:	A4	A9	A9	00	00	01	01	06	28
C460:	EF	1F	C3	8F	EF	1F	C3	8F	25	C630:	06	1A	1A	AA	95	95	95	95	6B
C468:	EF	1F	C3	8F	EF	1F	C3	8F	2D	C638:	95	95	AA	AA	56	56	56	56	12
C470:	EF	1F	C3	8F	00	EF	00	1F	E1	C640:	56	56	AA	59	65	96	59	65	AB
C478:	00	C3	00	8F	00	EF	00	1F	DA	C648:	96	59	65	00	20	88	88	88	57
C480:	00	C3	00	8F	EF	1F	C3	00	A6	C650:	20	00	00	00	10	44	44	44	4D
C488:	00	00	00	8F	EF	1F	C3	00	EA	C658:	10	00	00	00	30	CC	CC	CC	FE
C490:	00	00	00	1F	1F	C3	C3	8F	E5	C660:	30	00	00	00	28	AA	AA	AA	B8
C498:	8F	EF	EF	C3	C3	8F	EF	8F	9E	C668:	AA	28	00	00	14	55	55	55	4F
C4A0:	EF	1F	C3	C3	C3	8F	EF	8F	0A	C670:	55	14	00	00	3C	FF	FF	FF	16
C4A8:	EF	1F	C3	10	10	10	10	10	CB	C678:	FF	3C	00	82	AA	82	82	AA	91
C4B0:	13	10	10	10	10	10	10	10	34	C680:	82	82	AA	41	55	41	41	55	9E
C4B8:	13	13	15	10	00	00	00	0C	10	C688:	41	41	55	C3	FF	C3	C3	FF	AB
C4C0:	13	15	10	00	00	0C	13	15	2D	C690:	C3	C3	FF	FF	FF	FF	FF	FF	18
C4C8:	10	00	00	0C	13	15	10	0C	29	C698:	FF	FF	FF	55	55	55	55	55	43
C4D0:	0C	13	13	15	15	10	10	0C	59	C6A0:	55	55	55	AA	AA	AA	AA	AA	F5
C4D8:	13	15	10	0C	13	15	10	0C	61	C6A8:	AA	AA	AA	AD	0E	DC	29	FE	69
C4E0:	13	15	10	0C	13	15	10	0C	69	C6B0:	8D	0E	DC	A5	01	29	FB	85	7A
C4E8:	13	15	10	0C	00	13	00	15	55	C6B8:	01	A2	00	BD	00	D0	9D	00	88
C4F0:	00	10	00	0C	00	13	00	15	35	C6C0:	30	BD	00	D1	9D	00	31	E8	38
C4F8:	00	10	00	0C	13	15	10	00	4D	C6C8:	E0	00	D0	EF	A5	01	09	04	1E
C500:	00	00	00	0C	13	15	10	00	44	C6D0:	85	01	AD	0E	DC	09	01	8D	87
C508:	00	00	00	15	15	10	10	0C	5E	C6D8:	0E	DC	A2	00	BD	13	C6	9D	9B
C510:	0C	13	13	10	10	0C	13	0C	8D	C6E0:	D8	30	BD	8B	C6	9D	D0	31	99
C518:	13	15	10	10	10	0C	13	0C	9B	C6E8:	E8	E0	20	D0	EF	A2	00	BD	F3
C520:	13	15	10	47	F7	8F	61	47	CF	C6F0:	33	C6	9D	18	31	E8	E0	58	F3

C6F8:	D0	F5	60	A2	00	BD	91	C7	D9	C8C8:	FF	A2	00	A9	3B	9D	2D	04	1F
C700:	9D	00	D0	E8	E0	2E	D0	F5	2D	C8D0:	9D	BD	05	9D	0D	06	9D	9D	1D
C708:	A2	00	BD	BF	C7	9D	00	38	C5	C8D8:	07	E8	E0	13	D0	EF	A2	00	20
C710:	E8	E0	00	D0	F5	A2	E0	8E	B2	C8E0:	A9	3B	9D	55	04	9D	67	04	C5
C718:	F8	07	E8	8E	F9	07	A9	00	3A	C8E8:	9D	35	06	9D	47	06	9D	F5	40
C720:	8D	03	C0	8D	04	C0	8D	98	E9	C8F0:	04	9D	07	05	9D	FD	06	9D	DD
C728:	C3	8D	99	C3	8D	9A	C3	8D	50	C8F8:	0F	07	18	8A	69	28	AA	E0	CE
C730:	8D	C9	8D	80	CF	8D	81	CF	44	C900:	C8	D0	DD	A2	00	BD	92	CB	36
C738:	8D	A5	CD	8D	A6	CD	8D	3B	04	C908:	9D	43	04	9D	23	06	BD	98	0A
C740:	CE	8D	64	CB	8D	65	CB	8D	19	C910:	CB	9D	6E	04	9D	4E	06	A9	87
C748:	4F	CE	8D	8C	C9	8D	8A	C9	2C	C918:	03	9D	43	D8	9D	6E	D8	A9	63
C750:	8D	8B	C9	8D	57	CA	8D	D4	45	C920:	07	9D	23	DA	9D	4E	DA	E8	72
C758:	CA	A9	1C	8D	E1	C2	A9	14	D8	C928:	E0	06	D0	D9	A2	00	BD	9E	B8
C760:	8D	E2	C2	8D	E0	C2	A9	20	8E	C930:	CB	9D	4A	04	BD	A1	CB	9D	B0
C768:	8D	78	CB	8D	79	CB	8D	DF	7A	C938:	2A	06	A9	03	9D	4A	D8	A9	7F
C770:	C2	A2	00	8A	9D	7E	C9	9D	E3	C940:	07	9D	2A	DA	E8	E0	03	D0	87
C778:	84	C9	E8	E0	06	D0	F5	A9	07	C948:	E5	A2	00	BD	7A	CB	8D	6E	D0
C780:	FF	8D	4E	CE	A2	00	A9	3F	B6	C950:	C9	BD	86	CB	8D	71	C9	18	0B
C788:	9D	64	CD	E8	E0	3F	D0	F8	2B	C958:	BD	80	CB	69	D4	8D	6F	C9	67
C790:	60	7F	BC	7F	5C	00	00	00	09	C960:	18	BD	8C	CB	69	D4	8D	72	CC
C798:	00	00	00	00	00	00	00	00	98	C968:	C9	A0	00	A9	01	99	BB	D8	AB
C7A0:	00	00	1B	00	00	00	03	D8	97	C970:	99	9B	DA	C8	C0	0C	D0	F5	DC
C7A8:	00	1C	70	00	00	03	00	00	38	C978:	E8	E0	06	D0	CE	60	00	00	48
C7B0:	00	0B	00	02	01	00	07	0A	CF	C980:	00	00	00	00	00	00	00	00	80
C7B8:	04	0E	00	00	00	00	00	00	CA	C988:	00	00	00	00	00	00	A2	00	2B
C7C0:	00	00	00	00	00	00	00	00	C0	C990:	AD	1B	D4	C9	0D	B0	F9	8D	3D
C7C8:	00	28	00	00	18	00	00	18	21	C998:	8C	C9	9D	7E	C9	A0	00	AD	23
C7D0:	00	00	08	00	00	08	00	00	E0	C9A0:	8C	C9	F0	0B	18	98	69	0C	19
C7D8:	2A	00	00	2A	80	00	1A	30	F7	C9A8:	A8	CE	8C	C9	4C	9F	C9	AE	DA
C7E0:	00	AA	00	00	82	80	00	80	0F	C9B0:	8A	C9	BD	7A	CB	8D	C4	C9	25
C7E8:	80	02	80	A0	05	55	54	03	3E	C9B8:	BD	80	CB	8D	C5	C9	A2	00	82
C7F0:	00	30	00	00	00	00	00	00	21	C9C0:	B9	B1	CB	9D	BB	04	C8	E8	07
C7F8:	00	00	00	00	00	00	00	00	F8	C9C8:	E0	0C	D0	F4	18	A5	A2	69	45
C800:	00	00	00	00	00	00	00	00	00	C9D0:	0C	C5	A2	D0	FC	EE	8A	C9	56
C808:	00	02	80	00	02	40	00	02	CE	C9D8:	AE	8A	C9	AD	8A	C9	C9	06	AD
C810:	40	00	02	00	00	02	00	00	54	C9E0:	D0	AE	A9	00	8D	8A	C9	60	4C
C818:	0A	80	00	2A	80	00	CA	40	58	C9E8:	A2	00	AD	1B	D4	C9	0D	B0	B0
C820:	00	2A	A0	00	A0	20	00	80	2C	C9F0:	F9	8D	8C	C9	9D	84	C9	A0	5B
C828:	20	02	80	28	05	55	54	03	A4	C9F8:	00	AD	8C	C9	F0	0B	18	98	A9
C830:	00	30	00	00	00	00	00	00	60	CA00:	69	0C	A8	CE	8C	C9	4C	F9	89
C838:	00	00	00	00	00	00	00	00	38	CA08:	C9	AE	8B	C9	BD	86	CB	8D	73
C840:	00	00	00	00	00	00	00	00	40	CA10:	1E	CA	BD	8C	CB	8D	1F	CA	86
C848:	00	08	00	00	2A	00	00	2A	A4	CA18:	A2	00	B9	B1	CB	9D	9B	06	31
C850:	00	00	08	00	00	2A	00	00	82	CA20:	C8	E8	E0	0C	D0	F4	18	A5	42
C858:	AA	80	02	2A	80	01	2A	40	9B	CA28:	A2	69	0E	C5	A2	D0	FC	EE	67
C860:	00	2A	00	00	22	00	00	2E	DA	CA30:	8B	C9	AE	8B	C9	AD	8B	C9	8C
C868:	00	00	2E	00	00	15	00	00	AB	CA38:	C9	06	D0	AE	A9	00	8D	8B	4A
C870:	15	00	00	04	00	00	00	00	89	CA40:	C9	60	A0	00	B9	A4	CB	CD	03
C878:	00	00	00	00	00	00	00	00	78	CA48:	78	CB	F0	0C	C8	C0	0D	D0	F0
C880:	00	00	00	00	00	00	00	00	80	CA50:	F3	A9	00	8D	78	CB	60	00	20
C888:	00	08	00	00	26	00	00	26	DC	CA58:	8C	57	CA	A0	00	B9	7E	C9	A9
C890:	00	00	08	00	00	2A	00	00	C2	CA60:	CD	57	CA	F0	08	C8	C0	06	D8
C898:	AA	80	00	AA	30	00	6A	00	09	CA68:	D0	F3	4C	51	CA	B9	7A	CB	95
C8A0:	00	2A	00	00	22	00	00	2E	1B	CA70:	8D	B5	CA	B9	80	CB	8D	B6	C8
C8A8:	00	00	2E	00	00	15	00	00	EB	CA78:	CA	A9	63	99	7E	C9	EE	8A	AB
C8B0:	15	00	00	04	00	00	00	00	C9	CA80:	C9	A0	00	AD	E0	C2	D9	E3	F9
C8B8:	00	00	00	00	00	00	00	A9	62	CA88:	C2	F0	05	C8	C0	09	D0	F3	98
C8C0:	99	20	D2	FF	A9	93	20	D2	7D	CA90:	B9	6F	CB	8D	A9	CA	18	B9	59

CA98:	66	CB	6D	DF	C2	8D	A8	CA	DB	CC68:	C9	8F	D0	E1	A9	80	8D	53	7F
CAA0:	90	03	EE	A9	CA	A9	20	8D	EE	CC70:	CC	8D	58	CC	A2	00	A9	20	5C
CAA8:	00	80	20	EC	C2	20	42	C3	1F	CC78:	9D	DC	80	9D	23	81	9D	6A	BD
CAB0:	A0	00	A9	20	99	9B	06	C8	1F	CC80:	81	9D	3F	82	9D	86	82	9D	A5
CAB8:	C0	0E	D0	F6	4C	51	CA	A0	58	CC88:	CD	82	9D	A2	83	9D	E9	83	A7
CAC0:	00	B9	A4	CB	CD	79	CB	F0	EE	CC90:	9D	30	84	9D	05	85	9D	4C	F4
CAC8:	0C	C8	C0	0D	D0	F3	A9	00	D9	CC98:	85	9D	93	85	9D	68	86	9D	FE
CAD0:	8D	79	CB	60	00	8C	D4	CA	30	CCA0:	AF	86	9D	F6	86	9D	CB	87	E2
CAD8:	A0	00	B9	84	C9	CD	D4	CA	EE	CCA8:	9D	12	88	9D	59	88	9D	2E	2C
CAE0:	F0	08	C8	C0	06	D0	F3	4C	7A	CCB0:	89	9D	75	89	9D	BC	89	9D	58
CAE8:	CE	CA	B9	86	CB	8D	32	CB	1A	CCB8:	91	8A	9D	D8	8A	9D	1F	8B	1E
CAF0:	B9	8C	CB	8D	33	CB	A9	63	9C	CCC0:	9D	F4	8B	9D	3B	8C	9D	82	64
CAF8:	99	84	C9	EE	8B	C9	A0	00	C5	CCC8:	8C	E8	E0	37	D0	A8	A9	00	79
CB00:	AD	E2	C2	D9	E3	C2	F0	05	C9	CCD0:	8D	8D	C9	AE	8D	C9	BD	0D	86
CB08:	C8	C0	09	D0	F3	B9	6F	CB	54	CCD8:	CD	8D	0A	CD	BD	19	CD	8D	3E
CB10:	8D	26	CB	18	B9	66	CB	6D	01	CCE0:	0B	CD	A2	00	A9	20	20	09	4F
CB18:	E1	C2	8D	25	CB	90	03	EE	BD	CCE8:	CD	E8	20	09	CD	E8	20	09	A8
CB20:	26	CB	A9	20	8D	00	80	20	0A	CCF0:	CD	A2	47	20	09	CD	E8	20	A8
CB28:	42	C3	20	EC	C2	A0	00	A9	48	CCF8:	09	CD	E8	20	09	CD	EE	8D	2C
CB30:	20	99	9B	06	C8	C0	0C	D0	F1	CD00:	C9	AD	8D	C9	C9	0C	D0	CB	41
CB38:	F6	4C	CE	CA	A0	00	B9	7E	ED	CD08:	60	9D	00	30	60	CC	1F	3E	C0
CB40:	C9	C9	63	D0	0A	C8	C0	06	A1	CD10:	92	E5	04	58	AB	CA	1E	71	EA
CB48:	D0	F4	A9	01	8D	64	CB	60	D6	CD18:	90	81	83	83	84	85	86	87	49
CB50:	A0	00	B9	84	C9	C9	63	D0	F6	CD20:	88	88	8A	8B	8B	26	27	28	48
CB58:	0A	C8	C0	06	D0	F4	A9	01	62	CD28:	29	2A	2B	2C	2D	3A	3B	3C	B1
CB60:	8D	65	CB	60	00	00	24	87	2B	CD30:	3D	25	26	27	28	29	2A	2B	86
CB68:	EA	4D	B0	13	76	D9	3C	81	72	CD38:	2C	2D	3A	3B	3C	3D	25	26	CB
CB70:	82	83	85	86	88	89	8A	8C	AB	CD40:	27	28	29	2A	2B	2C	2D	3A	A1
CB78:	20	20	BB	E3	0B	33	5B	83	75	CD48:	3B	3C	3D	25	26	27	28	29	C0
CB80:	04	04	05	05	05	05	9B	C3	FB	CD50:	2A	2B	2C	2D	3A	3B	3C	3D	ED
CB88:	EB	13	3B	63	06	06	06	07	3F	CD58:	25	26	27	28	29	2A	2B	2C	9D
CB90:	07	07	10	0C	01	19	05	12	EB	CD60:	2D	3A	3B	3C	00	00	00	00	3F
CB98:	09	14	05	0D	13	20	0F	0E	18	CD68:	00	00	00	00	00	00	00	00	68
CBA0:	05	14	17	0F	26	27	28	29	7E	CD70:	00	00	00	00	00	00	00	00	70
CBA8:	2A	2B	2C	2D	3A	3B	3C	3D	46	CD78:	00	00	00	00	00	00	00	00	78
CBB0:	25	17	08	09	14	05	20	12	49	CD80:	00	00	00	00	00	00	00	00	80
CBB8:	09	0E	07	20	20	12	05	04	32	CD88:	00	00	00	00	00	00	00	00	88
CBC0:	20	20	20	12	09	0E	07	20	71	CD90:	00	00	00	00	00	00	00	00	90
CBC8:	20	07	12	05	05	0E	20	12	4C	CD98:	00	00	00	00	00	00	00	00	98
CBD0:	09	0E	07	20	20	17	08	09	57	CDA0:	00	00	00	00	00	00	00	20	C0
CBD8:	14	05	20	02	01	0C	0C	20	4D	CDA8:	50	CE	A0	00	AE	A5	CD	BD	48
CBE0:	20	12	05	04	20	20	20	02	7E	CDB0:	3C	CE	8D	C5	CD	BD	45	CE	AE
CBE8:	01	0C	0C	20	20	07	12	05	60	CDB8:	8D	C6	CD	BE	64	CD	BD	25	AE
CBF0:	05	0E	20	02	01	0C	0C	20	5F	CDC0:	CD	AE	A6	CD	9D	25	81	C8	BE
CBF8:	20	17	08	09	14	05	20	0C	86	CDC8:	18	AD	A6	CD	69	08	8D	A6	A8
CC00:	01	04	04	05	12	12	05	04	3B	CDD0:	CD	AD	A6	CD	C9	38	D0	E3	77
CC08:	20	20	20	0C	01	04	04	05	82	CDD8:	A9	00	8D	A6	CD	EE	A5	CD	E6
CC10:	12	07	12	05	05	0E	20	0C	7F	CDE0:	AD	A5	CD	C9	09	D0	C5	AE	1A
CC18:	01	04	04	05	12	07	12	05	56	CDE8:	1B	D4	18	A5	A2	69	0C	C5	74
CC20:	05	0E	20	02	0F	18	20	20	BC	CDF0:	A2	D0	FC	E0	09	B0	F0	BD	AA
CC28:	20	12	05	04	20	20	20	02	C5	CDF8:	3C	CE	8D	38	CE	BD	45	CE	6A
CC30:	0F	18	20	20	20	17	08	09	DF	CE00:	8D	39	CE	AD	1B	D4	C9	28	25
CC38:	14	05	20	02	0F	18	20	20	DA	CE08:	B0	F9	8D	3B	CE	18	AD	38	48
CC40:	20	02	01	12	02	05	12	20	AE	CE10:	CE	6D	3B	CE	8D	38	CE	90	7B
CC48:	10	0F	0C	05	20	A2	00	A9	E4	CE18:	03	EE	39	CE	A2	00	A9	1E	7C
CC50:	23	9D	00	80	A9	24	9D	01	FD	CE20:	20	37	CE	E8	A9	1D	20	37	4D
CC58:	80	E8	E8	E0	00	D0	F0	EE	3C	CE28:	CE	A2	47	A9	1B	20	37	CE	CB
CC60:	58	CC	EE	53	CC	AD	53	CC	62	CE30:	E8	A9	1C	20	37	CE	60	9D	03

CE38: 00 84 60 00 26 89 EC 4F 09
 CE40: B2 15 78 DB 3E 81 82 83 22
 CE48: 85 86 88 89 8A 8C FF 00 7D
 CE50: AD 1B D4 8D 4F CE C9 3F A2
 CE58: B0 F6 A2 00 AD 4F CE DD 4C
 CE60: 64 CD F0 EC E8 E0 3E D0 49
 CE68: F3 EE 4E CE AC 4E CE AD DF
 CE70: 4F CE 99 64 CD AD 4E CE 25
 CE78: C9 3E D0 D4 A9 00 8D A5 03
 CE80: CD 8D A6 CD 60 20 73 CF 14
 CE88: 20 0C C4 A2 00 BD D8 CE 81
 CE90: 9D A6 04 A9 07 9D A6 D8 A6
 CE98: E8 E0 11 D0 F0 4C B8 CE 09
 CEA0: 20 73 CF 20 0C C4 A2 00 97
 CEA8: BD E9 CE 9D 86 06 A9 07 F9
 CEB0: 9D 86 DA E8 E0 11 D0 F0 4C
 CEB8: A2 00 BD FA CE 9D E7 05 6D
 CEC0: A9 01 9D E7 D9 E8 E0 10 A4
 CEC8: D0 F0 20 E4 FF C9 00 F0 4A
 CED0: F9 C9 85 D0 F5 4C 82 CF 7F
 CED8: 10 0C 01 19 05 12 20 0F 55
 CEE0: 0E 05 20 20 17 09 0E 13 75
 CEE8: 21 10 0C 01 19 05 12 20 77
 CEF0: 14 17 0F 20 20 17 09 0E 99
 CEF8: 13 21 10 12 05 13 13 20 9A
 CF00: 06 31 20 14 0F 20 10 0C B6
 CF08: 01 19 20 13 03 01 16 05 74
 CF10: 0E 07 05 12 20 20 08 15 99
 CF18: 0E 14 20 20 02 19 20 02 B7
 CF20: 0F 02 20 02 0C 01 03 0B 6E
 CF28: 0D 05 12 20 13 08 0F 12 A8
 CF30: 14 20 10 01 15 13 05 42 E4
 CF38: 4C 41 43 4B 4D 45 52 20 59
 CF40: AB C6 20 FB C6 20 BF C8 3E
 CF48: A2 00 BD 0A CF 9D A6 04 CA
 CF50: BD 1B CF 9D 46 05 A9 07 92
 CF58: 9D A6 D8 9D 46 D9 E8 E0 FC
 CF60: 11 D0 E7 4C B8 CE 78 A9 20
 CF68: 9E 8D 14 03 A9 C3 8D 15 BB
 CF70: 03 58 60 78 A9 31 8D 14 21
 CF78: 03 A9 EA 8D 15 03 58 60 6E
 CF80: 00 00 A9 80 8D 0E D4 8D A8
 CF88: 12 D4 A9 8F 8D 18 D4 20 43
 CF90: FB C6 20 BF C8 A2 00 BD 5C
 CF98: 2C CF 9D 71 05 A9 01 9D F0
 CFA0: 71 D9 E8 E0 0B D0 F0 20 A2
 CFA8: 4D CC 20 A7 CD 20 BF C8 01
 CFB0: 20 8E C9 20 E8 C9 20 42 5E
 CFB8: C3 20 EC C2 20 0C C4 20 5D
 CFC0: 66 CF EE 80 CF AD 80 CF 34
 CFC8: C9 00 D0 F6 EE 81 CF AD 48
 CFD0: 81 CF C9 09 D0 EC A9 00 5C
 CFD8: 8D 81 CF 20 06 C0 AD 64 B0
 CFE0: CB F0 03 4C 85 CE AD 65 54
 CFE8: CB F0 03 4C A0 CE 4C C2 73
 CFF0: CF 00 00 00 00 00 00 00 C0

GRAPHIC WEDGE FROM PAGE 29

•0 DATA"A[3"0"]B197C169D251E133F208G160H0
 32I253J192K165L144M201N2520008P141Q076R1
 45" OJ
 •1 DATA"S173T002U024V096W177X007Y210Z162[
 194[EP]200]254[UPARROW]255[BACKARROW]232
 :001;056<176=233>230" AJ
 •2 DATA"?003@009 181!198#207\$006%095&172'
 217(074)193*195+221-224.105/010[PI]" IM
 •3 DATA"C92,E;CQE115,CHE116,CJE117,VZA189
 ,)J240,XHY[UPARROW][BACKARROW]Q19,JVH234
 ,*H121,AM92,240," OG
 •4 DATA"?Q190,JH234,*H121,A140,161,B142,Z
 BM85,F\$H148,)Q JM68,F\$H22,[Q JM82,F\$"
 •5 DATA"H153,[Q JMQF\$H239,JQ JM67,F\$H *Q
 JM72,F\$HL*Q JM84,F?Q106,*M80,F11,C:P" ED
 •6 DATA"215,BH'JQ JM69,F11,CAP215,BH'JQ J
 M83,F\$H213,196,Q JM79,F\$H50,BQ JM73," AP
 •7 DATA"F?H17,J&161,B174,ZBQ115,AQ121,AFY
 #199,Y)205,G['GY#[BY212,G[M216,['AH178," AB
 •8 DATA"WK100,P164,BK101,P163,BH155,183,1
 42,166,BQ241,*CAEDCVENGAC248,EICZE]C" IL
 •9 DATA"A153,248,%WDU/RDL5,C:153,248,%[EP
]JOF=WDU/RDL\$WI@:RI[EP]F239,>N>]KNM127,L
 XK" IP
 •10 DATA"DM64,L:VWU/RDL\$WI@:RI[EP]J64,L2
 37,KDU.;EDLT>NGA185,248,%17,DRD[EP]JOF24
 4," FN
 •11 DATA"GAKDU.OEDLT>NKNE]KD;=OEI<T!]KNM1
 27,LXKDM64,L:VGAQ:)CVENE]CA170,EDCXE" JH
 •12 DATA"IGAWD157,175,B[EP]WD136,RD[EP][E
 P]JOF245,KDU.OEDLT>N[BACKARROW]-40,L+GAW
 DRI[EP]WD136,RD[EP][EP]J" GD
 •13 DATA"OF245,KDU.OEDLT>NKIU.OEILT>]KNM1
 28,FYZAC126,E]CXEIGA189,175,BRIKIU.O" EK
 •14 DATA"EILT>][BACKARROW]-40,L235,VC127,
 ENC;EDC127,E]C49,EIZAGXWD157,175,B136,WD
 [EP]RD136," JL
 •15 DATA"JAF245,KD;=OED<T!N[BACKARROW]-40
 ,L[3"2"],GXWDRI136,WD[EP]RD136,JAF245,KD
 ;=OED<T!NKI;" OO
 •16 DATA"=OEI<T!]KNMZF211,C;EDC97,ENGZA1
 89,175,BRDKD;=OED<T!N[BACKARROW]-40,L235
 ,VC127," IP
 •17 DATA"ENC;EDCZE]C247,EIGAZAWDU(RDCARIL
 4,C128,RI[EP]JOF235,KNE]KD;=OEI<T!]GAWI" AM
 •18 DATA"U(RIL@WU.128,<TRD[EP]JOF234,K]E
 NKIEDKI;=OEI<@!]K]MZF:V[BACKARROW]-38,FM
 ZAGAWIU(R" GK
 •19 DATA"IL@C128,U113,D<TRDWIU121,247,%<T
 RI[EP]JOF-KI;=OEI<T!]KIEDK]ENKNMZF:VCZE" KH
 •20 DATA"]C247,EIGAQS[FY#199,Y)205,G['GY#


```

[BY212,G[M216,['ST+@?PT+SA+41,N@?PA+"
21 DATA"C21,PUFC27,P17,FCAE!CAP21,FVST+@
?PT+SA+41,N@TPA+SUF41,15,@120,PUFS17,"
22 DATA"F@HP17,FVC92,ENCAEDGAZAC:RD[EP]J
AF249,>N[BACKARROW]-4,L242,CVENGAZACARD[
EP]JAF249,[BACKARROW]>"
23 DATA"N-HL242,V>122,FT>123,VS164,B(S16
3,B106,((PKBS166,B[3"]("P167,BS166,B41,"
24 DATA"XP168,B174,167,BCAPCBP170,B-A240
,21,SCBU.64,PCBL?238,170,B238,170,B202,"
25 DATA"Q26,196,142,171,B142,&BSKB[3"/"
]L?238,&BU109,168,BP171,BL?238,&BSCBU109
,"
26 DATA"171,BP171,BL?238,&BS170,BU109,&B
P&BCVU109,&BP&BS163,B41,XPSBCX;237,S"
27 DATA"BPSBC:ZA236,SB240,5,/ [BACKARROW]
Q136,196,P174,BS&BE34,S171,BE33,GAS215,B
240,31,"
28 DATA"W33,13,174,BR33,VFY#199,Y)205,G[
'GY#[BY212,G[M216,['S174,B73,[UPARROW]P1
74,B"
29 DATA"W33,45,174,BR33,VH106,*Q228,196,
147,14,0211,)214,BGAZA134,!189,219,196,"
30 DATA"240,XHY[UPARROW][BACKARROW]Q[BAC
KARROW]196,GAH#[UPARROW]153,=X[EP]J16,<4
,M13,F241,JT<:V140,[BACKARROW]XCOZOG[UPA
RROW]H186,[UPARROW]S[BACKARROW]"
31 DATA"XZ=GXH189,[UPARROW]CAE34,C92,E35
,C34,ZAG128,H216,[UPARROW]VH106,*Q65,B14
7,14,0204,#)"
32 DATA"196,GAZA134,!189,;B240,XHY[UPARR
OW][BACKARROW]Q69,BGAH#[UPARROW]153,=X[E
P]J16,<4,M13,F241,JT<:V140,"
33 DATA"[BACKARROW]XCOZOG[UPARROW]H186,[
UPARROW]S[BACKARROW]XZ=GXH189,[UPARROW]H
L*CAZ[UPARROW]G[UPARROW]H213,[UPARROW]VF
Y#199,Y)205,G['GY#[BY212,"
34 DATA"G[M216,['':[UPARROW]100,A12,100,1
2,4,A15,100,[3"1"],?O[26"A"]"
35 DATA"[14"A"]":M44,F16,H122,190,36,61,4
8,28,K85,MOL22,PJT&)T185,61,@"
36 DATA"[PI]"
200 DIMB(96):GOSUB201:END
201 READD$:FORI=1TOLN(D$)STEP4:DE$=MID$
(D$,I,4):D1$=LEFT$(DE$,1)
202 IFD1$="[PI]"THEN280
203 D2$=RIGHT$(DE$,3):B(ASC(D1$))=VAL(D2
$):NEXT:GOTO201
280 N$="GWML":OPEN15,8,15,"S:"+N$:OPEN1,
8,1,"O:"+N$+"",P,W"
290 PRINT#1,CHR$(000)CHR$(192);
300 READB$:FORA=1TOLN(B$):A$=MID$(B$,A,
1):IFA$="",THENB=VAL(C$):C$="":GOTO360
320 IFA$<:""ANDA$>"/"THENC$=C$+A$:NEXT
330 IFA$="[PI]"THEN370
340 B=B(ASC(A$))

```

GM
EH
BG
HF
ED
BE
FG
AL
ID
HG
HN
IN
FD
JH
AI
HA
OP
GO
DA
CL
AL
ND
KI
MG
IO
GO
DI

```

360 C=C+B:PRINT#1,CHR$(B);:NEXT:GOTO300
370 IFC<> 215247 THENPRINT"CHECK FOR TYP
ING ERROR":GOTO390
380 PRINTN$" SAVED TO DISK"
390 CLOSE1:CLOSE15:RETURN

```

BB
KH
GI
FN

STARTUP FROM PAGE 38

```

10 IFPEEK(215)=0THEN90
15 X1=20:X2=59:X3=21:X4=58:X5=25:X6=53
20 FAST:WINDOW 0,0,79,24
25 PRINT"[CLEAR][6"[DOWN]]":PRINTTAB(20
)"[c 7][s 0][36"[c Y]]"[s P][RVSON][BLUE
][c *]"
30 PRINTTAB(20)"[c 7][c G][36" "[c M][R
VSON][BLUE] "
35 PRINTTAB(20)"[c 7][c G][8" "[c 3]S [
c 6]T [c 1]A [RED]R [c 8]T [YELLOW]U [CY
AN]P[WHITE][4" "128[c 7][8" "][c M][RVS
ON][BLUE] "
40 PRINTTAB(20)"[c 7][c G][36" "[c M][R
VSON][BLUE] "
45 PRINTTAB(20)"[c 7][s L][36"[c P]]"[s
@][RVSON][BLUE] "
50 PRINTTAB(20)"[39"[c Y]]"[3"[DOWN]]"
55 PRINTTAB(28)"[6"[DOWN]]"[RED]HIT 'SPA
CE' TO START[6"[UP]]"
60 NAM$="[GREEN]DESIGNED BY MIKE DAVILA,
MIKE KRESS PHD. AND PAUL MAIORIELLO [16
"."] "
65 FORI=1TOLN(NAM$):PRINTMID$(NAM$,I)LE
FT$(NAM$,I)
70 FORJ=1TO100:NEXT:NN$=MID$(NAM$,I,1)
75 GETS$:IFS$=CHR$(32)THEN315
80 PRINT"[UP]";:NEXT:GOTO60
85 END
90 FAST
95 X1=0:X2=39:X3=1:X4=38:X5=5:X6=33
100 GOSUB540:SLOW:Q=0:EC$="START"
105 COLOR1,2:COLOR0,13:COLOR4,13:PX=90:
110 GRAPHIC1,1
115 BOX1,40,40,284,160
120 BOX1,45,45,279,155
125 BOX1,140,92,172,105
130 DRAW1,70,80TO250,80:COLOR1,13
135 DIM B$(7):C$="STARTUP":FORI=1TO7:B$(
I)=MID$(C$,I,1):NEXT
140 FORB=1TO7
145 CHAR,2,2,B$(B)
150 SSHAPEA$,11,10,34,31
155 SPRSAVA$,B
160 MOVSPRB,375,100
165 SPRITEB,1,B,0,1,1,0
170 : DO UNTIL PX=Q
175 : MOVSPR B,Q,96

```

DJ
HM
DL
BG
NA
FM
PC
EH
EH
OB
OL
EE
EO
NK
NN
NF
IH
DM
LC
KN
NP
CL
DO
KN
DK
FK
AN
DP
BA
HC
GF
BG
HF
DJ

BB	•180 : Q=Q+2	BI	•395 PRINT"[s B][38" "][s -]"	EF
	•185 : LOOP	NL	•400 PRINT"[s J][38"[s *]"[s K]":SYS5159	CP
	•190 PX=PX+24	NH	8	IJ
	•195 NEXT B	IP	•405 WINDOW X3,16,X4,18,1	OE
KH	•200 COLOR1,4:CHAR1,18,12,"128":COLOR1,7	CG	•410 IFEC\$="START"THEN 455	
GI	•205 MD\$="DESIGNED BY MIKE DAVILA,"	MB	•415 IFLEFT\$(EC\$,1)<>"E"THENPRINTTAB(6)"[
FN	•210 MK\$="MIKE KRESS PHD. AND"	JF	RVSON][c 7]LAST OPERATION SUCCESSFUL[GRE	HO
	•215 PM\$="PAUL MAIORIELLO."	BP	EN]":ELSE BEGIN	
	•220 BEG\$="=> HIT SPACE TO START"	EE	•420 :PRINTTAB(4)"[RVSON][RED]LAST OPERAT	LI
	•225 CHAR1,9,14,MD\$:CHAR1,11,15,MK\$	IH	ION UNSUCCESSFUL[GREEN]"	
	•230 CHAR1,13,16,PM\$	OI	•425 :IFEC\$="E1"THENPRINTTAB(3)"FILE TO B	BP
DJ	•235 COLOR1,2:CHAR1,9,18,BEG\$	MO	E SCRATCHED NOT FOUND";:GOTO 450	
HM	•240 MOVSPR 8,125,250:SPRITE8,1,1	EJ	•430 :IFEC\$="E3"THENPRINTTAB(3)"COLLECT F	HJ
DL	•245 MOVSPR 8,360#3:SYS51598	DH	AILED TRY AGAIN";:GOTO 450	
	•250 : PX2=137	HC	•435 :IFEC\$="E5"THENPRINTTAB(3)"THIS IS N	FA
	•255 : DO UNTIL PX2=S8	DF	OT AN AUTOBOOT DISK":GOTO 450	NL
BG	•260 : S8=RSPPPOS(8,1)	EC	•440 :IFDS=0THENPRINTTAB(4)DK\$:GOTO450	GP
	•265 : LOOP	DE	•445 :PRINTTAB(4)DS\$	NM
NA	•270 MOVSPR8,90#3:SLEEP1:MOVSPR8,90#0	NA	•450 BEND	PO
	•275 GETK\$	CB	•455 WINDOWX1,0,X2,24	JO
	•280 FORX=1TO7	KI	•460 EC\$="OK":DK=0:DK\$=""	MM
	•285 SPRITEX,,INT(RND(0)*15+1)	CA	•465 GETKEYC\$	CO
FM	•290 NEXTX	PJ	•470 IFC\$="A"THEN640	DM
	•295 IFK\$<>CHR\$(32)THEN275	FK	•475 IFC\$="B"THEN660	EA
PC	•300 FORX=1TO8:SPRITEX,0:NEXT	GM	•480 IFC\$="C"THEN675	GL
	•305 FAST:GRAPHIC CLR:PRINT CHR\$(142):SLO	OM	•485 IFC\$="D"THEN755	EG
EH	W	MC	•490 IFC\$="E"THEN785	EL
EH	•310 GRAPHIC0,1:COLOR0,1:COLOR4,1:COLOR5,	CE	•495 IFC\$="F"THEN885	HG
	7		•500 IFC\$="G"THEN1085	JE
OB	•315 SCNCLR		•505 IFC\$="H"THEN1180	JI
OL	•320 WINDOW X1,0,X2,24,1:PRINTTAB(10)"[DO	CP	•510 IFC\$="I"THEN1205	JI
	WN][DOWN][c 3]S [c 6]T [c 1]A [RED]R [c	OF	•515 IFC\$="J"THEN1305	KG
EE	8]T [YELLOW]U [CYAN]P[WHITE][4" "128[DO	BN	•520 IFC\$="K"THEN1370	KA
EO	WN][GREEN]"		•525 IFC\$="L"THEN1460	HJ
NK	•325 PRINT"[12" "][c 7] ENTER SELECTION[G	IE	•530 IFC\$="M"THEN600	EA
NN	REEN]"	FM	•535 GOTO 465	
NF	•330 PRINT"[s U][18"[s *]"[c R][19"[s *	IE	•540 FOR T=4031TO4096:READD\$:POKET,DEC(D\$	IJ
IH	"][s I]"	NG):NEXT	EG
DM	•335 PRINT"[s B][18" "][s -][19" "][s -]"	CN	•545 RESTORE 600	
LC	•340 PRINT"[s B]A> BOOT THE DISK [s -] H	NB	•550 FOR X=3072TO3205:READML\$:POKEX,DEC(M	DN
KN	> SAVE STARTUP[3" "][s -]"	BH	L\$):NEXT	LL
NP	•345 PRINT"[s B]B> GO 64[10" "][s -] I> M	PC	•555 RETURN	NE
CL	AKE AUTOBOOT [s -]"	FK	•560 DATA 5F,FF,FF,FF,FF,FF,FF,FF,FF,FF	OO
DO	•350 PRINT"[s B]C> COLLECT DISK[3" "][s -	ED	•565 DATA FF,FF,FF,3F,FF,FF,3F,FF,FF,FF	OF
KN] J> PROTECT BOOT[3" "][s -]"	DK	•570 DATA FF,FF,FF,FF,FF,FF,83,FF,FF,1	KI
OK	•355 PRINT"[s B]D> DIRECTORY[6" "][s -] K		•575 DATA FF,FF,1,FF,FF,1,FF,FF,1,FF	JP
	> COPY A FILE[4" "][s -]"		•580 DATA FF,83,9F,FF,FF,9F,FF,EF,FF,FF	LH
	•360 PRINT"[s B]E> SCRATCH A FILE [s -] L		•585 DATA C7,FF,FF,C7,FF,FF,C7,FF,FF,EF	HF
	> STASH STARTUP [s -]"		•590 DATA FF,FF,FF,FF,81,7,6,A,7,6	GE
	•365 PRINT"[s B]F> FORMAT DISK[4" "][s -]		•595 DATA 4,5	
	M> QUIT STARTUP[3" "][s -]"		•600 DATA A9,F,8D,0,FF,AD,10,12,AE,11,12,	
	•370 PRINT"[s B]G> RENAME A FILE [s -][1		85,2F,86,30,85,31,86,32,85,33,86,34,A9,2	JD
	9" "][s -]"		D,8D,B9	
	•375 PRINT"[s B][18" "][s -][19" "][s -]"		•605 DATA 2,A0,0,B1,2D,A2,1,20,77,FF,C8,C	
	•380 PRINT"[c Q][18"[s *]"[c E][19"[s *		C,10,12,F0,7,C0,0,F0,13,4C,1E,C,A5,2E,CD	DO
	"][c W]"		,11	
	•385 PRINT"[s B][38" "][s -]"		•610 DATA 12,D0,E5,A9,1,85,2D,A9,1C,85,2E	JO
	•390 PRINT"[s B][38" "][s -]"		,60,E6,2E,4C,1E,C,EA,EA,EA,EA	

•615 DATA A9,0,8D,0,FF,A0,0,A2,1,A9	AF	•805 CA\$="":CF\$=""	KH	•100
•620 DATA 2D,20,74,FF,91,2D,C8,C4,2F	AL	•810 GETKEY CH\$:IF CH\$=CHR\$(20) THEN 810	IL	R 1
•625 DATA F0,7,C0,0,F0	GA	•815 IF CH\$ = "\$" THEN 870	KB	•101
•630 DATA 1C,4C,52,C,A5,30,C5,2E,D0,E5,A9		•820 IF CH\$=CHR\$(13) THEN 865	KF	HEN
,1,85,2D,A9,1C,85,2E,A5,2F,A6,30,8D,10,1	IH	•825 CF\$=CH\$:PRINT CH\$;	BJ	\$:E
2,8E,11,12,60,E6,2E,4C,52,C,0	HG	•830 DO UNTIL CA\$=CHR\$(13)	AJ	•101
•635 PRINT CHR\$(147):END	NH	•835 :GETKEY CA\$:PRINT CA\$;	HH	T\$
•640 GOSUB 1520	DI	•840 :IF CA\$=CHR\$(20) AND LEN(CF\$)>0 THEN		•102
•645 IF LEFT\$(YN\$,1)<>"Y" THEN 320	HF	CF\$=LEFT\$(CF\$,LEN(CF\$)-1):ELSE CF\$=CF\$+	NN	NT
•650 WINDOW X1,0,X2,24,1:BOOT	OL	CA\$	OG	•102
•655 IFDS<>0 THEN EC\$="E5":GOTO320	OL	•845 IF LEN(CF\$)=0 THEN 805	EB	B(1
•660 GOSUB 1520	LE	•850 LOOP		OT
•665 IF LEFT\$(YN\$,1)<>"Y" THEN 320	DI	•855 SCRATCH ""+CF\$:IF DS <> 1 THEN EC\$="	EC	•103
•670 SYS65357	JO	E"		SK
•675 WINDOW X3,16,X4,18,1	GI	•860 IF(MID\$(DS\$,21,2)) ="00"THEN EC\$="E1	BA	•103
•680 PRINT "INSERT DISK TO BE COLLECTED"	AK	"	HN	•104
•685 GOSUB 1595		•865 GOTO 315		•104
•690 GOSUB745:PRINT#15,"B-P";8;0:GET#8,Q\$	KA	•870 WINDOW X5,4,X6,24,1:DIRECTORY:DK\$=DS	AC	0
:U=ASC(Q\$):IF U <> 67 THEN PRINT"NOT AUT	DC	\$:DK=DS:IF DS<>0 THEN EC\$="E0":GOTO 865		•105
OBOOT, NORMAL COLLECT":GOTO715	JM	•875 WINDOW X1,0,X2,24:PRINT:PRINT:PRINTS	EC	•105
•695 PRINT "AUTOBOOT DISK - DISABLE THEN	OD	PC(1)	JI	•106
COLLECT":SLEEP 2	CM	•880 GOTO 805	DL	"
•700 X=0:V=0:GOSUB750:PRINT#15,"U2:8 0 1	HL	•885 WINDOW X3,16,X4,18,1	NG	•106
0":DCLOSE:DK\$=DS\$:DK=DS:IF DK=0 THEN 725	PA	•890 GOSUB 1070		•107
•705 EC\$="E0"	NN	•895 PRINT"[HOME]":PRINT CHR\$(150):PRINTT	KJ	•107
•710 DCLOSE:GOTO320	CA	AB(13) "[RVSON]FORMAT DISK":SLEEP1	EE	•108
•715 COLLECT:PRINT "CLEANING UP DISK[3."	ON	•900 PRINT"[HOME][DOWN][RVSON]WARNING!!	ME	•108
]":IF DS THEN EC\$="E3"	DC	DISK WILL BE TOTALLY ERASED";	PO	•109
•720 GOTO 710	HF	•905 PRINT "DO YOU WISH TO CONTINUE (Y/N)		•109
•725 COLLECT:PRINT "CLEANING UP DISK[3."	JD	?";	CE	•110
]":IF DS THEN EC\$="E3":GOTO 320	OI	•910 GET YN\$	BE	•110
•730 GOSUB745:PRINT#15,"B-P";8;0:GET#8,Q\$	DM	•915 IF YN\$="" THEN PRINT "[HOME][DOWN]WA	CG	•111
:U=ASC(Q\$):IF U <> 0 THEN PRINT"SEQUENCE	HI	RNING!![HOME][DOWN][RVSON]WARNING!!":GOT	GJ	•111
ERROR - REDO COLLECT":SLEEP4:GOTO710	DD	0 910		•111
•735 PRINT "AUTOBOOT DISK - REENABLING AU	DM	•920 IF YN\$<>"Y" THEN EC\$="START":PRINTCH	HN	•111
TOBOOT":SLEEP 3	HI	R\$(27)+"L":GOTO 310	AG	•111
•740 X=0:V=67:GOSUB750:PRINT#15,"U2:8 0 1	CO	•925 PRINTCHR\$(27)+"L";	DD	•111
0":DK\$=DS\$:DK=DS:IF DK=0 THEN 710 ELSE	NE	•930 SCNCLR:PRINT TAB(5)	LM	•111
705	GG	•935 PRINT "ENTER DISK NAME ->[RVSON]RETU		•111
•745 OPEN15,8,15,"IJ":DK\$=DS\$:DK=DS:IFDST	EL	RN[RVSOFF]TO ABORT"	CP	•111
HEN EC\$="E0":GOTO710:ELSEOPEN8,8,8,"#":P	GK	•940 PRINT "?";		•111
RINT#15,"U1:8 0 1 0":RETURN		•945 CA\$="":CF\$=""		•111
•750 PRINT#15,"B-P";8;X:PRINT#8,CHR\$(V);:		•950 GETKEY CH\$:IF CH\$=CHR\$(20) THEN 950		•111
RETURN		•955 IF CH\$=CHR\$(13) THEN EC\$="START":GOT		•111
•755 SCNCLR:WINDOW1,1,39,24,1		0 310		•111
•760 DIRECTORY		•960 CF\$=CH\$:PRINT CH\$;		•111
•765 KS=DS:KS\$=DS\$:IF KS<>0 THEN EC\$="E0"		•965 DO UNTIL CA\$=CHR\$(13)		•111
:GOTO 780		•970 :GETKEY CA\$:PRINT CA\$;		•111
•770 PRINTTAB(4) "[RVSON]PRESS ANY KEY TO		•975 :IF CA\$=CHR\$(20) AND LEN (CF\$)>0 THE		•111
CONTINUE"		N CF\$=LEFT\$(CF\$,LEN(CF\$)-1):ELSE CF\$=CF\$		•111
•775 GETKEY XX\$		+CA\$		•111
•780 GOTO315		•980 IF LEN(CF\$)=0 THEN 945		•111
•785 SCNCLR:PRINT TAB(5)		•985 LOOP		•111
•790 PRINT "ENTER NAME OF FILE TO SCRATCH		•990 CF\$=LEFT\$(CF\$,LEN(CF\$)-1)		•111
"		•995 IF LEN(CF\$)>16 THEN PRINT TAB(9) "[RV		•111
•795 PRINT TAB(3):PRINT "[RVSON]\$ FOR DIR		SON]DISK NAME TOO LONG":SLEEP 3:GOTO 930		•111
ECTORY -> RETURN TO EXIT"		•1000 SCNCLR:PRINT "ENTER 2 CHARACTERS FO		•111
•800 PRINT "?";		R DISK ID?";		•111

KH	•1005 ID\$="":GETKEY ID\$:IF ID\$=CHR\$(20) O	OOT"	OC
IL	R ID\$=CHR\$(13)THEN 1000:ELSE PRINT ID\$;	•1215 PRINT"FOR ML AND BASIC PROGRAMS. AL	BH
KB	•1010 AD\$="":GETKEY AD\$:IF AD\$=CHR\$(20) T	L DATA"	
KF	HEN PRINT AD\$;:GOTO 1005:ELSE ID\$=ID\$+AD	•1220 PRINT"ON TRACK 1 SECTOR 0 WILL BE [NI
BJ	\$:PRINT AD\$;	RED]LOST[GREEN]!";:SLEEP7	
AJ	•1015 IF AD\$=CHR\$(13)THEN AD\$=" ":ID\$=LEF	•1225 PRINT"[CLEAR][RVSON]CONTINUE?[RVSO	DN
HH	T\$(ID\$,1):ID\$=ID\$+AD\$:GOTO 1030	F] [c 7]Y[GREEN]/[RED]N[GREEN]":GETKEYA\$	BC
	•1020 GETKEY RT\$:IF RT\$=CHR\$(20) THEN PRI	•1230 IFA\$<>"Y"THEN315	FE
	NT RT\$;:ID\$=LEFT\$(ID\$,1):GOTO 1010	•1235 OPEN15,8,15,"IO":OPEN8,8,8,"#"	
NN	•1025 IF RT\$<>CHR\$(13) THENPRINT:PRINT TA	•1240 PRINT"[CLEAR][c 7]ENTER NAME OF THE	JC
OG	B(10)"[RVSON]2 CHARACTERS ONLY":SLEEP3:G	PROGRAM: ";:INPUT"[LEFT][LEFT]";PG\$	
EB	OTO 1000	•1245 IFLEN(PG\$)>16THENPRINT"[CLEAR][RED]	FN
	•1030 PRINTCHR\$(147):PRINT "FORMATTING DI	FILE NAME TOO LONG!":SLEEP2:GOTO1240	
EC	SK: ";:PRINT CF\$;:PRINT ",,,:PRINT ID\$	•1250 PRINT"[CLEAR][c 7]ENTER THE PROGRAM	HJ
	•1035 PRINTTAB(10)"CONTINUE (Y/N)";	TYPE: [c 6]BASIC [c 7]OR [YELLOW]ML[GRE	DN
BA	•1040 GETKEY YN\$	EN]":GOSUB1540	
HN	•1045 IF YN\$<>"Y"THEN EC\$="START":GOTO 31	•1255 BM\$=GP\$:IFBM\$="ML"THEN\$="BOOT":ELS	
	0	ET\$="RUN"	
AC	•1050 IQ\$=","+ID\$	•1260 IF BM\$<>"BASIC"ANDBM\$<>"ML"THENPRIN	GJ
	•1055 HEADER ""+CF\$+IQ\$	T"[CLEAR]INCORRECT ENTRY, REENTER.":SLEE	FB
EC	•1060 DK=DS:DK\$=DS\$:IF DK<>0 THEN EC\$="EO	P2:GOTO1250	NB
JI	"	•1265 C=LEN(PG\$)+2831:D=CAND255:E=C/256	FP
DL	•1065 GOTO 310	•1270 PRINT#15,"B-P 8 0"	OJ
NG	•1070 PRINTCHR\$(27)+"M";	•1275 PRINT#8,"CBM";CHR\$(0);CHR\$(0);CHR\$(LB
	•1075 FOR X=1 TO 114:PRINT"[RED][RVSON] "	0);CHR\$(0);PG\$;CHR\$(0);CHR\$(0);	LJ
KJ	;:NEXT X	•1280 PRINT#8,CHR\$(162);CHR\$(D);CHR\$(160)	HH
	•1080 RETURN	;CHR\$(E);	DE
EE	•1085 WINDOW X3,16,X4,18,1	•1285 PRINT#8,CHR\$(76);CHR\$(165);CHR\$(175	BB
	•1090 PRINT CHR\$(147));T\$;CHR\$(34);PG\$;CHR\$(0)	KI
ME	•1095 PRINT "ENTER FILE TO RENAME?";	•1290 PRINT#15,"U2:8 0 1 0":DCLOSE	JO
PO	•1100 GOSUB 1540	•1295 KS=DS:KS\$=DS\$:IFKS<>0THENECS="EO"	PC
	•1105 IF EC\$="SO"THEN 1090	•1300 GOTO315	HH
	•1110 F1\$=GP\$	•1305 WINDOW X3,16,X4,18,1	EO
CE	•1115 PRINT CHR\$(147)	•1310 PRINT "THIS PROCESS PROTECTS THE BO	MN
	•1120 PRINT "ENTER NEW NAME FOR FILE?";	OT BLOCK"	LF
BE	•1125 GOSUB 1540	•1315 PRINT "BY CREATING A USR FILE CALLE	NH
CG	•1130 IF EC\$="SO"THEN 1115	D [RVSON]PROTECT[RVSOFF]"	LL
GJ	•1135 F2\$=GP\$	•1320 PRINT "AND ALLOCATING THE BOOT SECT	EL
	•1140 SCNCLR	OR TO IT";	IH
HN	•1145 PRINT "RENAME ";:PRINTF1\$;:PRINT "	•1325 SLEEP 9	GI
AG	TO ";:PRINTF2\$	•1330 PRINT "[CLEAR][RVSON]IT SHOULD [RED	KO
DD	•1150 PRINT TAB(8)"OK TO CONTINUE (Y/N)?"]ONLY[BLUE] BE USED AFTER HAVING"	JB
LM	;	•1335 PRINT "[RVSON]FORMATTED A NEW DISK	MN
	•1155 GETKEY YN\$	AND MADE IT[RVSOFF]"	KM
KH	•1160 IF YN\$ <> "Y" THEN EC\$="START":GOTO	•1340 PRINT "[RVSON]BOOTABLE, BEFORE ADDI	HN
HA	310	NG [RED]ANY[BLUE] FILES[RVSOFF]";	
IG	•1165 RENAME ""+F1\$ TO ""+F2\$	•1345 SLEEP 10	
AA	•1170 KS=DS:KS\$=DS\$:IF DS<>0 THEN EC\$="EO	•1350 PRINT "[CLEAR]INSERT AUTOBOOT DISK	
	"	TO BE PROTECTED"	
	•1175 GOTO 315	•1355 GOSUB 1595	
DI	•1180 WINDOW X3,16,X4,18,1	•1360 GOSUB 1615:DCLEAR:EC\$="START"	
EG	•1185 PRINT "SAVING 128 STARTUP PROGRAM"	•1365 GOTO 315	
MI	•1190 DSAVE "@128 STARTUP"	•1370 WINDOW X3,16,X4,18,1	
PO	•1195 DK=DS:DK\$=DS\$:IF DS<>0 THEN EC\$="EO	•1375 PRINT CHR\$(147)	
	"	•1380 PRINT "ENTER FILE TO COPY?";	
KM	•1200 GOTO 315	•1385 GOSUB 1540	
	•1205 WINDOW X3,16,X4,18,1	•1390 IF EC\$="SO"THEN 1375	
CP	•1210 PRINT"THIS PROCESS CREATES AN AUTOB	•1395 F1\$=GP\$	

IMPORTANT!

Letters on white background are **Bug Repellent** line codes. **Do not enter them!** Pages 83 and 84 explain these codes and provide other essential information on entering **Ahoy!** programs. Refer to these pages **before** entering any programs!

```

•1400 PRINT CHR$(147)
•1405 PRINT "ENTER NAME TO COPY TO?";
•1410 GOSUB 1540
•1415 SCNCLR
•1420 F2$=GP$
•1425 PRINT "COPY ";:PRINTF1$;:PRINT " TO
";:PRINTF2$
•1430 PRINT TAB(8)"OK TO CONTINUE (Y/N)?"
;
•1435 GETKEY YN$
•1440 IF YN$ <> "Y" THEN EC$="START":GOTO
310
•1445 COPY ""+F1$ TO ""+F2$
•1450 KS=DS:KS$=DS$:IF DS<>> THEN EC$="E0
"
•1455 GOTO 315
•1460 WINDOW X3,16,X4,18,1
•1465 PRINT CHR$(147)
•1470 PRINT "THIS PROCESS SAVES THE START
UP"
•1475 PRINT "PROG IN BANK1 SO OTHER BASIC
PROGRAMS"
•1480 PRINT " CAN BE RUN. F1 KEY WILL RES
TORE";
•1485 SLEEP 6
•1490 KEY 1,"SYS3147"
•1495 SYS 3072
•1500 IFPEEK(215)=0THEN1505:ELSEGOTO1515
•1505 X1=0:X2=39:X3=1:X4=38:X5=5:X6=33
•1510 GOTO315
•1515 X1=20:X2=59:X3=21:X4=58:X5=25:GOTO
315
•1520 WINDOW X3,16,X4,18,1
•1525 PRINT"NO RETURN FROM THIS FUNCTION"
•1530 PRINT "CONTINUE (Y/N)";:GETKEY YN$
•1535 EC$="START":RETURN
•1540 GP$="":T1$="":TP$=""
•1545 GETKEY T1$:IF T1$=CHR$(13) OR T1$=C
HR$(20) THEN 1545
•1550 PRINT T1$;:GP$=T1$
•1555 DO UNTIL TP$=CHR$(13)
•1560 :GETKEY TP$:PRINT TP$;
•1565 :IF TP$=CHR$(20)ANDLEN(GP$)>0 THEN
GP$=LEFT$(GP$,LEN(GP$)-1):ELSE GP$=GP$+T
P$
•1570 IF LEN(GP$)=0 THEN 1540
•1575 LOOP
•1580 GP$=LEFT$(GP$,LEN(GP$)-1)
•1585 IF LEN(GP$)>16 THEN PRINT TAB(9)"[R
VSON]FILE NAME TOO LONG":SLEEP 3:EC$="S0
"
•1590 RETURN
•1595 PRINT "[HOME][DOWN][5" "[RVSON]PRE
SS ANY KEY TO CONTINUE[RVSOFF]"
•1600 PRINT "[HOME][DOWN][5" "]PRESS ANY
KEY TO CONTINUE"

```

```

MN
NB
NC
HE
JF
EM
GO
AF
HE
FL
CD
MN
JC
AA
BF
FH
AO
BC
FC
EI
LD
CN
BC
OG
OO
LB
FJ
BK
GH
DK
NF
OB
IB
IB
ML
BJ
CP
CE
MK
KC
LK
•1605 GET R$:IF R$="" THEN 1595
•1610 RETURN
•1615 GOSUB1655:PRINT#15,"B-P";8;2:GET#8,
Q$:U=ASC(Q$)
•1620 IFU>128ANDU<133THENPRINT"ERROR - NO
T NEWLY FORMATTED DISK":PRINT "ENTRY 1 U
SED":SLEEP 5:RETURN
•1625 DCLOSE:DSAVE"PROTECT":GOSUB1655
•1630 X=2:V=131:GOSUB1660:X=3:V=1:GOSUB16
60:X=4:V=0:GOSUB1660
•1635 X=30:V=1:GOSUB1660:X=31:V=0:GOSUB16
60
•1640 PRINT#15,"U2:8 0 18 1"
•1645 PRINT"[CLEAR]DONE":COLLECT:PRINT "C
LEANING UP[3""]"
•1650 DCLOSE:RETURN
•1655 OPEN15,8,15,"I0":IFDSTHENPRINTDS$:G
OTO1650:ELSEOPEN8,8,8,"#":PRINT#15,"U1:8
0 18 1":RETURN
•1660 PRINT#15,"B-P";8;X:PRINT#8,CHR$(V);
:RETURN

```

MOONDOG FROM PAGE 30

```

•10 REM MOONDOG-BY JC HILTY-8/86
•15 POKE53280,0:POKE53281,0:PRINT"[CLEAR]
"TAB(17)"[DOWN][DOWN][GREEN]MOONDOG"
•20 PRINT"[8"[DOWN]]]"TAB(7)"PLEASE WAIT[
4""]READING DATA"
•25 GOSUB325
•30 GOSUB425
•35 POKEV+21,255
•40 GOSUB310:GOSUB180:GOSUB215
•45 W1=PEEK(V+30):W2=PEEK(V+31)
•50 LP=LP+1:IFLP=100THENPOKE2044,194:GOTO
150
•55 IFLP=85THENPOKE2044,193
•60 SYS(J):IFST=0THEN80
•65 IFPEEK(3)=4THENPOKE50443,255:POKE5068
8,32
•70 IFPEEK(3)=8THENPOKE50443,1:POKE50688,
32
•75 FB=-((PEEK(56320)AND16)=0):IFFB=1THEN
120
•80 W1=PEEK(V+30):IFW1AND32THEN150
•85 IFPEEK(V+9)<UPHENPOKE50442,1:POKE506
88,16
•90 IFPEEK(V+9)>DOHENPOKE50442,255:POKE5
0688,16
•95 IFPEEK(V+8)>EATHENPOKE50441,255:POKE5
0688,16
•100 IFPEEK(V+8)<WETHENPOKE50441,1:POKE50
688,16
•105 SYSC
•110 GOTO50

```


PH	•115 REM FIRE LASER	LB	•280 PRINTTAB(11)"PLAY AGAIN—Y OR N"	LM
NO	•120 TB=INT(PEEK(V+10)/8.3):PRINT"[HOME][17"[DOWN]]"TAB(TB);F\$	OA	•285 GETJK\$:IFJK\$<>""THEN285	LO
NG	•125 W2=PEEK(V+31):IFW2AND16THEN135	LP	•290 GETP\$:IFP\$=""THENSYS:GOTO290	DN
	•130 PRINT"[HOME][17"[DOWN]]"TAB(TB);A\$:GOTO80	JB	•295 IFP\$="Y"THEN305	MC
	•135 POKE50432,0:PRINT"[HOME][17"[DOWN]]"TAB(TB);A\$:POKE2044,198	ED	•300 END	KN
LN	•140 SC=SC+10-LP:PRINT"[HOME][DOWN][CYAN]"TAB(8);SC:GOSUB180:W2=PEEK(V+31):POKE50432,63:GOTO80	AF	•305 POKE50432,0:SC=0:SH=4:GOSUB425:GOTO40	IC
JF	•145 REM MOONDOG HIT	CD	•310 FORX=0TO24:POKES+X,0:NEXT:POKES+24,15:POKES+12,160:POKES+13,252	MH
GM	•150 POKE50432,0:FORX=0TO24:POKES+X,0:NEXT:POKES+24,15:POKES+5,8:POKES+6,255	EF	•315 POKES+8,80:POKES+7,40:POKES+11,129	KF
LD	•155 POKES+4,85:F1=10:F2=230:FORQ=1TO80:POKES,F1:POKE2045,198:POKES+15,F2	FD	•320 RETURN	MP
MJ	•160 POKE2045,196:F2=F2-2:F1=F1*.99:NEXT:POKES+6,15	MD	•325 FORX=49152TO49528:READA:POKEX,A:NEXT	AD
OG	•165 SH=SH-1:PRINT"[HOME][DOWN][CYAN]"TAB(34);SH:IFSH=0THEN240	MA	•330 FORX=50880TO51116:READA:POKEX,A:NEXT	NM
FA	•170 GOTO40	JI	•335 FORX=828TO848:READA:POKEX,A:NEXT	OI
BP	•175 REM INITIALIZE ALIEN CRAFT	AB	•340 FORX=12288TO12734:READA:POKEX,A:NEXT	BP
JJ	•180 D=INT(2*RND(5)):IFD=0THENPOKE50441,1:GOTO190	DC	•345 POKE50432,0:SYS51104	PP
	•185 POKE50441,255	CE	•350 POKE50433,254:POKE50434,1:POKE50435,0:POKE50436,1:POKE50437,2:POKE50438,1	HN
	•190 D=INT(2*RND(5)):IFD=0THENPOKE50442,1:GOTO200	JL	•355 POKE50439,0:POKE50440,2:POKE50441,0:POKE50442,0:POKE50443,0:POKE50444,0	EK
NM	•195 POKE50442,255	CJ	•360 POKE50688,63	JC
BD	•200 UP=INT(65*RND(5)+70):DO=INT(65*RND(6)+106)	MD	•365 F\$="[YELLOW][c J][LEFT][UP][c J][LEFT][UP][c J][LEFT][UP][c J][LEFT][UP][c J][LEFT][UP][c J][LEFT][UP][c J][LEFT][UP][c J][LEFT][UP][c J][LEFT][UP]"	MP
LE	•205 EA=INT(84*RND(4)+148):WE=INT(84*RND(6)+64):POKE50688,16	AM	•370 A\$="[LEFT][UP][LEFT][UP][LEFT][UP][LEFT][UP][LEFT][UP][LEFT][UP][LEFT][UP][LEFT][UP][LEFT][UP][LEFT][UP][LEFT][UP][LEFT][UP][LEFT][UP]"	DE
EH	•210 POKEV+8,140:POKEV+9,120:POKE2044,192:LP=0:RETURN	PO	•375 V=53248:S=54272:LP=0:HS=0:SC=0:SH=4:C=49152:J=828	JP
EP	•215 POKEV,30:POKEV+1,30:POKEV+2,80	HH	•380 FORX=2040TO2043:POKEX,197:NEXT:POKE2044,192:POKE2045,196:POKE2046,195	AJ
AD	•220 POKEV+3,30:POKEV+4,170:POKEV+5,30:POKEV+6,160:POKEV+7,30:POKEV+10,160	KA	•385 POKE2047,195:FORX=39TO42:POKEV+X,15:NEXT	FM
PG	•225 POKEV+11,198:POKE50443,0:POKE50688,32:POKE50432,63	EC	•390 POKEV+43,8:POKEV+44,14:POKEV+45,8:POKEV+46,8:POKEV+28,240:POKEV+29,240	FO
EJ	•230 RETURN	HE	•395 POKEV+37,7:POKEV+38,0:POKEV,40:POKEV+1,30:POKEV+2,80:POKEV+16,128	CJ
NK	•235 REM GAME OVER	NI	•400 POKEV+3,30:POKEV+4,140:POKEV+5,30:POKEV+6,160:POKEV+7,30:POKEV+8,140	BI
EL	•240 POKE50432,15:PRINT"[HOME][8"[DOWN]]"[CYAN]"TAB(11)"G A M E O V E R":IFSC>HS THENHS=SC	AP	•405 POKEV+9,120:POKEV+10,160:POKEV+11,198:POKEV+12,30:POKEV+13,198	AA
	•245 PRINT:PRINTTAB(11)"SCORE ";SC:PRINT:PRINTTAB(11)"HIGH SCORE ";HS:PRINT	BM	•410 POKEV+14,24:POKEV+15,198	DE
LE	•250 FORX=0TO24:POKES+X,0:NEXT:POKES+24,15	ON	•415 RETURN	CO
OG	•255 A=15:Q=107:POKES+5,A:POKES+12,A:POKES+19,A:POKES+6,Q:POKES+13,Q	FL	•420 REM PLAYING SCREEN	PI
IN	•260 POKES+20,Q:POKES+14,30:POKES+15,60:POKES+4,33:POKES+11,23	PN	•425 PRINT"[CLEAR][RVSON][PURPLE]M[GREEN]MOONDOG MOONDOG MOONDOG MOONDOG [PURPLE]M"	DP
HI	•265 POKES+18,23:FORF1=40TO80STEP1:POKES+1,F1	FJ	•430 PRINT"[RVSON]O[RVSOFF][CYAN]SCORE";SC:TAB(17)"[RVSON]MOONDOG[RVSOFF][5""]SHIPS";SH:TAB(38)"[RVSON][PURPLE]O"	IA
KM	•270 FORF2=60TO31STEP-5:POKES+8,F2:NEXTF2:NEXTF1	NN	•435 PRINT"[RVSON]O"TAB(38)"O":PRINT"[RVSON]N"TAB(38)"N":PRINT"[RVSON]D"TAB(38)"D"	OA
FD	•275 POKES+4,32:POKES+11,32:POKES+18,32:FORF2=0TO2000:NEXT	DB	•440 PRINT"[RVSON]O"TAB(38)"O":PRINT"[RVSON]N"TAB(38)"N":PRINT"[RVSON]D"TAB(38)"D"	OA
EA				
FN				

ON]G"TAB(38)"G":PRINT"[RVSON] "TAB(38)"	FN	•590 DATA 120,160,200,240,24,64,104,144,184,224,8,48,88,128,168,208,248	HI
•445 PRINT"[RVSON]M"TAB(38)"M":PRINT"[RVSON]O"TAB(38)"O":PRINT"[RVSON]O"TAB(38)"O"	OI	•595 DATA 32,72,112,152,192,4,4,4,4,4,4,5,5,5,5,5	BB
•450 PRINT"[RVSON]N"TAB(38)"N":PRINT"[RVSON]D"TAB(38)"D":PRINT"[RVSON]O"TAB(38)"O"	KP	•600 DATA 5,6,6,6,6,6,6,7,7,7,7,7,4,0,38,20,23,1,1	AO
•455 PRINT"[RVSON]G"TAB(38)"G":PRINT"[RVSON] "TAB(38)" ":PRINT"[RVSON]M"TAB(38)"M"	JK	•605 REM SPRITE MOVEMENT DATA	FD
•460 PRINT"[RVSON]O"TAB(38)"O":PRINT"[RVSON]N"TAB(38)"N"	FJ	•610 DATA 169,255,45,0,198,240,16,169,0,141,0,198,162,21,189,0	AD
•465 PRINT"[RVSON][PURPLE][39" ""]	NE	•615 DATA 197,157,0,198,202,208,247,162,1169,1,141,80,197,173,80	NH
•470 PRINT"[RVSON][GREEN][39" ""]	FB	•620 DATA 197,45,0,197,240,3,76,243,198,232,232,14,80,197,208,238,76,49,234	HL
•475 PRINT"[RVSON][BLUE][39" ""]	CP	•625 DATA 169,0,29,0,197,208,3,76,97,199,169,128,61	MB
•480 PRINT"[RVSON][RED][39" ""]	DJ	•630 DATA 0,197,240,48,254,0,198,208,40,22,255,207,76,144,199,80	GM
•485 RETURN	HE	•635 DATA 197,45,16,208,208,12,173,16,20813,80,197,141,16,208,76	IG
•490 REM SCROLL DATA	HK	•640 DATA 43,199,173,16,208,77,80,197,14116,208,189,0,197,157,0	GO
•495 DATA 174,114,193,224,3,144,3,76,117,192,188,114,193,140,121,193,174	DC	•645 DATA 198,76,97,199,222,0,198,208,40,254,255,207,208,29,173,80	PI
•500 DATA 118,193,232,202,32,30,193,172,121,193,173,119,193,201,2,208,10	BG	•650 DATA 197,45,16,208,208,12,173,16,20813,80,197,141,16,208,76	FH
•505 DATA 169,32,72,173,33,208,72,76,50,192,177,90,72,177,92,72,204	ON	•655 DATA 91,199,173,16,208,77,80,197,14116,208,189,0,197,157,0	MK
•510 DATA 116,193,240,20,200,177,90,72,177,92,136,145,92,104,145,90,200	KH	•660 DATA 198,169,0,232,29,0,197,208,3,76140,199,169,128,61,0	NC
•515 DATA 204,116,193,208,238,240,18,136,177,90,72,177,92,200,145,92,104	CN	•665 DATA 197,240,11,254,0,198,208,20,222255,207,76,134,199,222,0	NP
•520 DATA 145,90,136,204,115,193,208,238,173,119,193,201,0,208,5,104,104	AH	•670 DATA 198,208,9,254,255,207,189,0,197157,0,198,202,76,233,198	NJ
•525 DATA 76,111,192,104,145,92,104,145,90,236,117,193,208,160,96,172,116	MA	•675 DATA 169,255,221,255,207,240,3,76,43199,173,80,197,76,17,199	MO
•530 DATA 193,200,189,114,193,170,32,30,193,173,120,193,201,2,208,19,136	PP	•680 DATA 120,169,192,141,20,3,169,198,141,21,3,88,96	IF
•535 DATA 169,32,153,122,193,173,33,208,153,162,193,204,115,193,208,239,240	KG	•685 REM JOYSTICK DATA	LI
•540 DATA 16,136,177,90,153,122,193,177,92,153,162,193,204,115,193,208,240	NK	•690 DATA 173,0,220,41,31,73,31,133,3,1731,220,73,255,133,2,5,3,133,144,96	DN
•545 DATA 236,117,193,240,37,202,32,30,193,172,116,193,200,136,177,90,72	ML	•695 REM SPRITE DATA	CE
•550 DATA 177,92,32,48,193,145,92,104,14590,32,56,193,204,115,193,208	NH	•700 DATA 0,0,0,0,0,0,0,0,0,0,0,0,0,0,00,0,0,0,0,32,0,0,152,0,0,32,0,0,0,0	IN
•555 DATA 234,236,117,193,208,221,240,46,202,206,118,193,232,32,30,193,172	HC	•705 DATA 0,0,0,0,0,0,0,0,0,0,0,0,0,0,00,0,0,0,0,0,0,0,0,0,0,0,0,0,0,0	PM
•560 DATA 116,193,200,136,32,48,193,177,90,72,177,92,32,56,193,145,92	LO	•710 DATA 0,0,0,0,0,0,0,0,0,0,0,0,0,0,00,0,0,0,0,0,0,0,16,0,0,168,0	KG
•565 DATA 104,145,90,204,115,193,208,234,236,118,193,208,221,238,118,193,232	MC	•715 DATA 2,170,0,10,154,128,2,170,0,0,168,0,0,0,0,0,0,0,0,0,0,0,0,0,0,0	FN
•570 DATA 32,30,193,173,120,193,201,0,24020,172,115,193,136,200,185,162	OO	•720 DATA 0,0,0,0,0,0,0,0,0,0,0,0,0,0,0	LP
•575 DATA 193,145,92,185,122,193,145,90,204,116,193,208,240,96,189,89,193	BG	•725 DATA 0,0,0,0,0,0,0,0,0,0,0,0,0,0,020,0,0,170,0,2,170,128,9,150,96	JG
•580 DATA 133,91,24,105,212,133,93,189,64193,133,90,133,92,96,72,152	CG	•730 DATA 170,170,170,10,85,160,2,170,1280,170,0,0,0,0,0,0,0,0,0,0,0,0,0,0	OP
•585 DATA 24,105,40,168,104,96,72,152,56,233,40,168,104,96,0,40,80	OK	•735 DATA 0,0,0,0,0,0,0,0,0,0,0,0,0,0,0	PJ
		•740 DATA 0,0,0,0,20,0,0,170,0,2,170,128,9,150,96,170,170,170,10,85,160	FL
		•745 DATA 2,170,128,0,170,0,0,0,0,0,0,0,0,0	

IMPORTANT! Letters on white background are **Bug Repellent** line codes. **Do not enter them!** Pages 83 and 84 explain these codes and provide other essential information on entering **Ahoy!** programs. Refer to these pages **before** entering any programs!

Letters on white background are **Bug Repellent** line codes. **Do not enter them!** Pages 83 and 84 explain these codes and provide other essential information on entering **Ahoy!** programs. Refer to these pages **before** entering any programs!

KM
DM
NN
KK
EB
EF
OA
FF
AJ
JI
AK

*10 PRINT"[CLEAR][BLACK]":POKE53281,1	CJ
*15 PRINT:PRINT:PRINT:PRINT	PG
*20 PRINT"[3" "][RVSON][3" "][RVSOFF] [RV SON] [RVSOFF][3" "][RVSON] [RVSOFF][3" "][RVSON] [RVSOFF] [RVSON] [RVSOFF] [RVSO N][3" "][RVSOFF] [RVSON][3" "][RVSOFF] [RVSON][3" "][RVSOFF] [RVSON] [RVSOFF][3" "] [RVSON] [RVSOFF]"	MG
*25 PRINT"[4" "][RVSON] [RVSOFF] [RVSON] [RVSOFF][3" "][RVSON] [RVSOFF][3" "][RV SON] [RVSOFF] [RVSON] [RVSOFF] [RVSON] [RVSOFF][4" "][RVSON] [RVSOFF] [RVSON] [RVSOFF] [RVSON] [RVSOFF] [RVSON] [RVSOFF F] [RVSON] [RVSOFF]"	KM
*30 PRINT"[4" "][RVSON] [RVSOFF] [RVSON] [RVSOFF][3" "][RVSON] [RVSOFF][3" "][RV SON] [RVSOFF] [RVSON] [RVSOFF] [RVSON][3 " "][RVSOFF] [RVSON] [RVSOFF] [RVSON] [RVSOFF] [RVSON] [RVSOFF] [RVSON] [RVSOFF F] [RVSON] [RVSOFF] [RVSON] [RVSOFF]"	MM
*35 PRINT"[4" "][RVSON] [RVSOFF] [RVSON] [RVSOFF][3" "][RVSON] [RVSOFF][3" "][RV SON] [RVSOFF] [RVSON] [RVSOFF][3" "][RVS ON] [RVSOFF] [RVSON] [RVSOFF] [RVSON] [RVSOFF] [RVSON] [RVSOFF] [RVSON] [RVSOFF F] [RVSON] [RVSOFF]"	DO
*40 PRINT"[3" "][RVSON][3" "][RVSOFF] [RV SON][3" "][RVSOFF] [RVSON][3" "][RVSOFF] [RVSON][3" "][RVSOFF] [RVSON][3" "][RVS OFF] [RVSON][3" "][RVSOFF] [RVSON][3" " [RVSOFF] [RVSON] [RVSOFF][3" "][RVSON] [RVSOFF]"	IH

KM	*45 PRINT"	00
DM	*50 PRINT"[7" "[RVSON] [RVSOFF] [RVSON] [RVSOFF] [RVSON] [RVSOFF] [RVSON][3" "]][RVSOFF] [RVSON][3" "[RVSOFF] [RVSON	AC
NN][3" "[RVSOFF] [RVSON] [RVSOFF]"	AD
KK	*55 PRINT"[7" "[RVSON] [RVSOFF] [RVSON] [RVSOFF] [RVSON] [RVSOFF] [RVSON] [RVSO	MP
EB	F] [RVSON] [RVSOFF] [RVSON] [RVSOFF][4" "]][RVSON] [RVSOFF] [RVSON] [RVSOFF][3" "]][RVSON] [RVSOFF] [RVSON] [RVSOFF]"	GE
EF	*60 PRINT"[7" "[RVSON] [RVSOFF] [RVSON] [RVSOFF] [RVSON] [RVSOFF] [RVSON][3" "[RVSOFF] [RVSON][3" "[RVSOFF] [RVSON] [RVSOFF] [RVSON][3" "[RVSOFF] [RVSON] [RVSOFF]"	KF
OA	*65 PRINT"[7" "[RVSON] [RVSOFF][3" "[RV	BA
FF	SON] [RVSOFF] [RVSON] [RVSOFF] [RVSON] [RVSOFF][3" "[RVSON] [RVSOFF] [RVSON] [RVSOFF] [RVSON] [RVSOFF][3" "[RVSON] [RVSOFF] [RVSON] [RVSOFF]"	CC
AJ	*70 PRINT"[7" "[RVSON] [RVSOFF][3" "[RV	GA
JI	SON] [RVSOFF] [RVSON] [RVSOFF] [RVSON] [RVSOFF] [RVSON][3" "[RVSOFF] [RVSON] [RVSOFF] [RVSON][3" "[RVSOFF] [RVSON] [RVSOFF] [RVSON] [RVSOFF]"	LJ
AK	*75 PRINT:PRINT:PRINT:PRINT:PRINT:PRINT	DN
CJ	*80 PRINT"[RED] PRESS ANY KEY"	KH
PG	*85 FORX=49152TO49163	BO
MG	*90 READA:POKEX,A	HI
	*95 NEXTX	EF
	*100 DATA136,140,32,208,173,197,0,201,64, 240,245,96	LJ
	*105 SYS49152	HP
	*110 GETD\$	MJ
	*115 POKES3281,0:POKES3280,2:PRINT"[CLEAR][YELLOW]":POKES3272,23	FL
KM	*120 PRINT"[DOWN][s I][s L][s L][s U][s S][s I][s O][s N][SS][s M][s A][s S][s T] [s E][s R] ALLOWS YOU TO MAKE DISK"	IH
	*125 PRINT"DIRECTORIES AND DISK FILES VAN ISH AND"	KL
	*130 PRINT"REAPPEAR AT WILL.":PRINT	OL
MM	*135 PRINT"[s A] DISK WITH AN INVISIBLE D IRECTORY CAN"	PG
	*140 PRINT"HAVE FILES [s S][s A][s V][s E]D TO IT AND [s L][s O][s A][s D]ED FROM "	PC
	*145 PRINT"IT AS NORMAL.":PRINT	JB
DO	*150 PRINT"[s I]NVISIBLE FILES REMAIN ON THE DISK BUT"	
	*155 PRINT"WILL BE OVERWRITTEN BY SUBSEQU ENT [s S][s A][s V][s E]S"	
	*160 PRINT"TO THE DISK. [s I]NVISIBLE FIL ES WILL NOT"	
IH	*165 PRINT"[s L][s O][s A][s D] HOWEVER, SO THIS CAN BE USED AS A"	

•170 PRINT"FORM OF SECURITY SINCE YOU MUST KNOW"	NG	•365 PRINT#15,"B-P:"2;177	AC
•175 PRINT"THE FILE NAME TO CAUSE IT TO REAPPEAR.":PRINT	IG	•370 PRINT#2,B\$	ML
•180 PRINT"[S N][S O][S T][S E]: [S D]IRECTORY READING PROGRAMS SUCH AS"	CJ	•375 A\$="[3"[DEL]]"+CHR\$(0)+CHR\$(0)+CHR\$(0)	PM
•185 PRINT"[UP]THE [S D][S O][S S] WEDGE '>\$' COMMAND WILL DISPLAY"	BM	•380 PRINT#15,"B-P:"2;144	OH
•190 PRINT"INVISIBLE DIRECTORIES BUT NOT INVISIBLE"	IG	•385 PRINT#2,A\$	NJ
•195 PRINT"FILES.":PRINT:PRINT:PRINT	LN	•390 PRINT#15,"U2:"2;0;18;0	GG
•200 PRINT"[RED][12" "][RVSON] [S P][S R][S E][S S][S S][SS][S A][S N][S Y][SS][S K][S E][S Y][SS][UP]"	GG	•395 GOSUB855	MC
•205 GETD\$:IFD\$=""THEN205	CB	•400 PRINT#15,"U;"	IA
•210 POKE53272,21	AH	•405 CLOSE15:CLOSE2:GOTO835	CO
•215 PRINT"[CLEAR][BLACK]":POKE53281,1:POKE53280,2	GG	•410 PRINT"[DOWN][RED]THE DIRECTORY IS ALREADY INVISIBLE"	NB
•220 PRINT"[10" "][RVSON][17" "]"	CI	•415 CLOSE15:CLOSE2:GOTO840	PC
•225 PRINT"[10" "][RVSON] ILLUSION MASTER"	HM	•420 POKE53280,2:POKE53281,0:PRINT"[CLEAR][YELLOW][DOWN][RIGHT]"	EO
•230 PRINT"[10" "][RVSON][17" "]"	DK	•425 PRINT"INSERT YOUR DISK (INSURE WRITE -PROTECT)"	LL
•235 PRINT"[BLUE][DOWN][DOWN] 1 - CAUSE A DISK DIRECTORY TO VANISH	KD	•430 PRINT"NOTCH IS UNCOVERED)"	LG
•240 PRINT"[DOWN] 2 - CAUSE A FILE TO VANISH	DP	•435 INPUT"[DOWN]WHAT'S THE FILE NAME ";F\$	AM
•245 PRINT"[DOWN] 3 - RESTORE AN INVISIBLE DIRECTORY	DI	•440 T=18:S=1:OPEN15,8,15:OPEN2,8,2,"#"	CI
•250 PRINT"[DOWN] 4 - RESTORE AN INVISIBLE FILE	DD	•445 GOSUB755	PH
•255 PRINT"[DOWN] 5 - EXIT ILLUSION MASTER	JL	•450 IFP=256THEN505	CE
•260 PRINT"[8"[DOWN]]][RIGHT][RED]CHOICE?"	LF	•455 PRINT#15,"B-P:"2,P	NL
•265 GETI\$:IFI\$=""THEN265	LO	•460 GET#2,T\$	HP
•270 IFI\$<"1"ORI\$>"5"THEN265	LO	•465 IFT\$=""THEN515	PL
•275 I=VAL(I\$)	IL	•470 PRINT#15,"B-P:"2,P+22	AP
•280 ONIGOTO285,420,525,635,750	FF	•475 PRINT#2,T\$;	HD
•285 POKE53280,2:POKE53281,0:PRINT"[CLEAR][YELLOW][DOWN][RIGHT]"	HH	•480 PRINT#15,"U2:"2;0;T;S	ND
•290 PRINT"INSERT YOUR DISK (ENSURE WRITE -PROTECT)"	IE	•485 GOSUB855	BI
•295 PRINT"NOTCH IS UNCOVERED) AND PRESS ANY KEY."	LM	•490 PRINT#15,"S:"+F\$	PP
•300 GETD\$:IFD\$=""THEN300	IH	•495 GOSUB855	BO
•305 PRINT"[CLEAR][DOWN][RIGHT]WORKING[3""]"	HG	•500 CLOSE15:CLOSE2:GOTO835	EH
•310 OPEN15,8,15:OPEN2,8,2,"#"	GD	•505 PRINT"[RED][DOWN]"F\$" IS NOT ON THIS DISK"	AH
•315 PRINT#15,"U1:"2;0;18;0	EC	•510 CLOSE15:CLOSE2:GOTO840	FD
•320 GOSUB855	HB	•515 PRINT"[RED][DOWN]"F\$" IS ALREADY INVISIBLE"	HA
•325 PRINT#15,"B-P:"2;147	LP	•520 CLOSE15:CLOSE2:GOTO840	GM
•330 GET#2,X\$,Y\$,Z\$:IFX\$+Y\$+Z\$=""THEN410	GA	•525 POKE53280,2:POKE53281,0:PRINT"[CLEAR][YELLOW][DOWN][RIGHT]"	MA
•335 PRINT#15,"B-P:"2;144	JE	•530 PRINT"INSERT YOUR DISK (INSURE WRITE -PROTECT)"	LF
•340 B\$=""	LB	•535 PRINT"NOTCH IS UNCOVERED) AND PRESS ANY KEY."	GB
•345 FORX=1TO7	OF	•540 GETD\$:IFD\$=""THEN540	GO
•350 GET#2,A\$	OM	•545 PRINT"[CLEAR][DOWN][RIGHT]WORKING[3""]"	GB
•355 B\$=B\$+A\$	OG	•550 OPEN15,8,15:OPEN2,8,2,"#"	GG
•360 NEXTX	EH	•555 PRINT#15,"U1:"2;0;18;0	AP
		•560 GOSUB855	FM
		•565 PRINT#15,"B-P:"2;147	LC
		•570 GET#2,X\$,Y\$,Z\$:IFX\$+Y\$+Z\$<>""THEN615	JI
		•575 PRINT#15,"B-P:"2;177	KL
		•580 INPUT#2,B\$	IK
		•585 PRINT#15,"B-P:"2;144	KF
		•590 PRINT#2,B\$;	PF
		•595 PRINT#15,"U2:"2;0;18;0	BM

AC	•600 GOSUB855	IE	DISK"	OJ
ML	•605 PRINT#15,"U;"	HC	•735 CLOSE15:CLOSE2:GOTO840	EN
PM	•610 CLOSE15:CLOSE2:GOTO835	OE	•740 PRINT"[RED][DOWN]"F\$" IS NOT INVISIB	BG
OH	•615 PRINT"[CLEAR][DOWN][RIGHT]THE DIRECT	FH	LE"	EP
NJ	ORY ON THIS DISK HAS NOT"	EC	•745 CLOSE15:CLOSE2:GOTO840	IB
GG	•620 PRINT" BEEN MADE INVISIBLE WITH ILLU	FJ	•750 SYS64760	OM
MC	SION"	AK	•755 PRINT#15,"U1:"2;0;T;S	CE
IA	•625 PRINT" MASTER."	KG	•760 GOSUB855	BJ
CO	•630 CLOSE15:CLOSE2:GOTO840	OP	•765 PRINT#15,"B-P:"2;0	CM
NB	•635 POKE53280,2:POKE53281,0:PRINT"[CLEAR	LO	•770 GET#2,A\$,B\$	OK
PC][YELLOW][DOWN][RIGHT]"	HE	•775 A=VAL(A\$+CHR\$(0)):B=VAL(B\$+CHR\$(0))	BF
EO	•640 PRINT"INSERT YOUR DISK (ENSURE WRITE	HA	•780 FORX=5TO229STEP32	HM
LL	-PROTECT"	MP	•785 N\$=""	CL
LG	•645 PRINT"NOTCH IS UNCOVERED)"	PM	•790 PRINT#15,"B-P:"2;X	PJ
AM	•650 INPUT"[DOWN]WHAT'S THE FILE NAME ";F	JD	•795 FORY=1TOLEN(F\$)	KA
CI	\$	EH	•800 GET#2,A\$	LK
PH	•655 T=18:S=1:OPEN15,8,15:OPEN2,8,2,"#"	HA	•805 N\$=N\$+A\$	AC
CE	•660 GOSUB755	OH	•810 NEXTY	ME
NL	•665 IFP=256THEN730	DC	•815 IFF\$=N\$THENP=X-3:RETURN	BF
HP	•670 PRINT#15,"B-P:"2,P	MM	•820 NEXTX	PL
PL	•675 GET#2,T\$	HN	•825 IFA=0THENP=256:RETURN	EI
AP	•680 IFT\$<>""THEN740	MJ	•830 T=A:S=B:GOTO755	EP
HD	•685 PRINT#15,"B-P:"2,P+22	PG	•835 PRINT"[CLEAR][DOWN][RIGHT]DONE."	KM
ND	•690 GET#2,T\$	IK	•840 PRINT"[DOWN][WHITE]PRESS ANY KEY"	KG
BI	•695 PRINT#15,"B-P:"2,P	PM	•845 GETD\$:IFD\$=""THEN845	HP
PP	•700 PRINT#2,T\$;	HB	•850 GOTO215	GH
BO	•705 PRINT#15,"U2:"2;0;T;S		•855 INPUT#15,EN,EM\$,ET,ES	JL
EH	•710 GOSUB855		•860 IFEN=0THENRETURN	JH
	•715 PRINT#15,"V"		•865 IFEN=1THENRETURN	BD
	•720 GOSUB855		•870 PRINT"[DOWN][DOWN][RED][RIGHT]DISK I	MA
	•725 CLOSE15:CLOSE2:GOTO835		/O ERROR: "EN;EM\$;ET;ES	
	•730 PRINT"[RED][DOWN]"F\$" IS NOT ON THIS		•875 CLOSE15:CLOSE2:GOTO840	

SCUTTLEBUTT

Continued from page 13

RS232 TO SERIAL LINK

TecTrans' 98064 Interface permits the user to interface the RS232 port of an IBM PC or other non-Commodore computer to the serial port of a Commodore. Dual 32K buffers are built in, one for sending and one for receiving data. The drawback: you'll have to provide the software to drive the interface, as none is commercially available.

TecTrans, 818-285-3121 (see address list, page 13).

16K DATA STORAGE

The 16K Quick Brown Box battery-backed RAM cartridge allows C-64 and C-128 owners to store data indefinitely, even after power is turned off, and access the data immediately on power-up. Loader utilities for both computers are included, with a switch for shuttling between operating modes.

Programmers can select read/write or read only, or make the cartridge invisible to other software. The internal Lithium battery will last from 7 to 10 years. Price is \$59 plus \$3 postage (MA residents add 5%).

Brown Boxes, Inc., 617-275-0090 (see address list, page 13).

CP/M CATALOG

An updated catalog of public domain CP/M software at \$16 per disk is available from Poseidon Electronics. The price is \$2.00 plus .56 postage.

Poseidon Electronics (see address list, page 13).

UPDATE INCLUDED

Batteries Included has announced a new product update policy, whereby registered owners can receive enhanced versions of BI programs for \$10.00 each plus the return of the original disk (or free with dated receipt within 90 days of purchase). Also available is a variety

of upgrade offers (e.g., adding a spelling checker to *PaperClip*), details on which can be obtained directly from BI.

Batteries Included, 416-881-9941 (see address list, page 13).

FLOPPY DISCO

It's Only Rock 'N Roll (\$29.95) supplies 40 new songs and 18 digitized instruments for use with *Instant Music*, *DeluxeVideo*, and *Deluxe Music Construction Set* on the Amiga. The selections are divided into eight categories from 1956-present: Memphis '56 (R&B), Philadelphia '59 (early beat), Detroit '62 (Motown), Chicago '65 (rock blues), San Francisco '68 (acid rock), Los Angeles '71 (heavy metal), London '74 (progressive), and New York '77 (new wave). Instruments include LesPaul and PowerChord guitars, RockSax, Bongotom, and Male/Female Chorus.

Electronic Arts, 415-571-7171 (see address list, page 13).

Continued from page 71

most of the pertinent information. The documentation does not explain how to determine what goes in each blank of the forms. You are expected to read the booklet the IRS provides with the tax forms.

The docs do tell you everything you need to know about running the program, from when you need to change disks to cautions covering just about every fatal error you can make. If you follow the prompts on the screen and read along in the docs, you should be safe from data loss.

The warning messages that appear on the screen are important. The program expects you to save the data from each form before you return to the main menu. When you choose the option to return to the main menu, the program does give you a last chance to change your mind before it starts loading in the main program.

Ease of Use

I found the program to be reasonably easy to use. There are a couple of areas where it could be improved, but all in all it isn't too bad. In the depreciation form, the program does not calculate the amount of depreciation for each item that you own. Instead it expects you to have already done these calculations and you must enter the totals for each type of depreciation.

I found it annoying to be required to reenter the taxpayer name and social security number on some of the schedules, but this was only a minor inconvenience. When establishing forms, the program asks you to give each one an identification code, in addition to indicating the taxpayer's initials and an identifying number. These three pieces of information are used to uniquely code each form. This is a necessity to prevent errors.

I objected to the form of data entry,

For more information on products advertised in *Ahoy!*, fill out and return the Reader Service Card bound between pages 66 and 67.

however. Each of these entries is accepted when you type the final character, rather than by typing a RETURN. If you make an error on one of the early characters, you can back up and type over it. But if you make a mistake on the last character, you must go through a lengthy process to change the mistake. Still, this is a minor inconvenience.

Filling out the 1040 was a more serious hassle. Whether you have any data to put in Schedules A or B, you must still wade through them. Whether or not you itemize your deduction, you must enter any charitable contributions on the appropriate line of Schedule A in order for them to be entered on your 1040. There is no way to bypass this and just enter the contributions on the 1040.

While the ads state that the program will transfer data between forms, I found this was only partially true. My husband and I each have our own business, so it is necessary for us to fill out two Schedule Cs. The program had no problem with allowing me to fill out two forms and save them to disk under separate identifications. However, when I went to transfer the data to my 1040, it only grasped my husband's Schedule C information. It does offer the chance to add more income manually, but this is not the ideal way to handle this information.

In relation to this, when filling out the 1040 the program offers you the opportunity to import data from the other forms you have already filled out. If

you prefer you can enter the information manually. If using a dual-drive system, it is convenient to take the data from disk. In a single disk drive system, it is much quicker to enter the data manually because you avoid having to swap disks twice.

Calculator Included

One very nice feature of *Tax Master* is a memory resident calculator that comes up instantly from anywhere in the program, inside any form. It doesn't offer any fancy graphics or programmable calculations. All the instructions you need to operate the calculator appear on the right side of the screen. Figures progress up the left side of the screen, much as the paper tape in a desktop business calculator does.

It does simple math with one memory cell available. You can use scientific notation, though this isn't particularly useful when calculating taxes. It would've been nice to have figures print out on paper, but the program doesn't do this.

The program will transfer the last calculation to the area of the form you were working on when you activated the calculator.

Conclusion

At \$30, this is an acceptable tax package. It is suitable to the needs of most people. A \$10 coupon towards the purchase of next year's version is a great offer, since there will be sweeping changes in the tax forms next year. Though there are more comprehensive tax programs on the market, they also cost \$20 more. For a professional who does taxes for others, one of the more expensive packages would be a better buy. For the average tax payer, *Tax Master* is probably adequate.

Master Software, 6 Hillery Court, Randallstown, MD 21133 (phone: 301-922-2962).
—Cheryl Peterson


...COMING IN THE JUNE ISSUE OF AHoy! (ON SALE MAY 5)...

**STRATEGY IN
OUTER SPACE
SCIENCE FICTION
BRAIN GAMES FOR
THE COMMODORE**

**GALACTIC
CAB CO.
A HACKER'S
DELIGHT!**

**MEGAFLOPS
TO MICROSECONDS
LOOKING AT
THE COMPUTER'S
GREATEST ASSET**

Face to Face with Excitement!



F-15E Strike Eagle Fighter



Apache AH-64A Helicopter Gunship



World War Two Fleet Submarine of the Silent Service



There is one sure way to come face to face with the excitement of action: the stunningly realistic combat simulators of MicroProse. Authenticity is the key element that separates mere videogames from today's sophisticated simulations—it's the quality of realistic action that takes you from the world of mere fantasy and into an intriguing realm of spectacular reality. Authenticity is the essence of the MicroProse design approach; excitement is the undeniable result.

F-15 STRIKE EAGLE. The reference standard attack fighter simulation. Totally authentic cockpit flight controls and weapons systems. Missions over Iraq, Egypt, Southeast Asia—even the famous April 1986 Antiterrorist Airstrike against Libya. So realistic Soviet intelligence has reportedly purchased copies for analysis.

GUNSHIP. Helicopter warfare over the high-tech battlefields of tomorrow's headlines, with night vision systems, superb terrain representation for true 'nape of the earth' flying, and the full array of America's most advanced weaponry at your fingertips. Authentic enough to be used in actual helicopter combat environment testing for the United States Army.

Reader Service No. 173

SILENT SERVICE. A tribute to the cunning and courage of America's World War Two submariners. Stunningly accurate recreation of undersea warfare, with accurately reproduced torpedo characteristics, radar and sonar capabilities, and destroyer defensive tactics. So authentic that it charts the entire South Pacific to a resolution of one hundred yards. Recipient of virtually every international award as 'best computer simulation.'

Come face to face with excitement, at your MicroProse dealer.

F-15 Strike Eagle available for Commodore 64/128, Apple IIc/e/+ (64k), Atari XL/XE/520ST, IBM PC/PCjr and compatibles, and Tandy 1000 Series. Gunship available for Commodore 64/128, Apple IIc/e/+ (64k), IBM PC/PCjr and compatibles, and Tandy 1000 Series, coming soon for Atari XL/XE/520ST and Amiga. Silent Service available for Commodore 64/128, Amiga, Apple IIc/e/+ (64k) and Iigs, Atari XL/XE/520ST, IBM PC/PCjr and compatibles, and Tandy 1000 Series. All products have suggested retail prices of either \$34.95 or \$39.95.

Available from your local retailer. If out of stock, contact MicroProse directly for further information on our full range of simulation software, pricing, availability, and to place Mastercard/Visa orders.

Commodore, Amiga, Apple, Atari, IBM, and Tandy are registered trademarks of Commodore Electronics, Ltd., Commodore/Amiga Ltd., Apple Computer Inc., Atari Inc., International Business Machines, Inc., and Tandy Corp., respectively.

MICRO PROSE
SIMULATION • SOFTWARE

125 Lakeside Silver Hill Valley, MD 21050 • (301) 771-1151

www.commodore.ca

THE STANDARDS by which the others are judged...

NEW

THE EXECUTIVE DISK #1

Two new 18 hole courses for use with LEADER BOARD. Trees, sand traps, rough, water hazards.

\$19.95 C64/128 ONLY



MACH 5

Increase the power of your C64 and 1541 drive. Loads programs up to 500% faster. Adds easy-to-use DOS commands.

\$34.95 C64



TOURNAMENT DISK #1

Our new 18 hole courses for use with LEADER BOARD.

\$19.95 C64/128, AMIGA ATARI ST, ATARI(48K)



MACH 128

All the power of MACH 5 for the C128 and C64. Features 64 and 128 select switch, warp drive and more!

\$49.95 C64 and C128



LEADER BOARD

Pro Golf Simulator

\$39.95 C64/128, AMIGA, ATARI ST, ATARI(48K)

"This game is simply amazing—there's no other word for it!"

COMPUTE'S GAZETTE

"...the next best thing to a sunny day on the fairways..."

AHOY MAGAZINE

"...the sports simulation of the year, if not the decade!"

ZZAP! 64 (U.K.)

AMIGA SCREENS



NEW

10th FRAME

Pro Bowling Simulator

The look and 'feel' of real bowling. Up to eight players including league play.

\$39.95 C64/C128
(Coming soon for ATARI ST and AMIGA)



NEW

ROBOTIC WORKSHOP

The ultimate high-tec construction set. Discover how easy it is to build hundreds of Robotic projects and control them with your home computer.

\$149.95 C64/128
(Coming for Apple, Atari, IBM)

NEW

TRIPLE PACK

BEACHHEAD, BEACHHEAD II
RAID OVER MOSCOW

Three best selling, award winning classics! All for one incredible low price.

\$19.95 C64/128, APPLE2+/E/C, ATARI 48K



COMMODORE
SCREENS



Attention Dealers!

If you wish to be included on our dealer list for new product information and special promotional material, please call 1-(800) 824-2549

ACCESS
Software Incorporated

Reader Service No. 171

If you can't find our products at your local dealer, you can order direct.

For mail orders, enclose check or money order, plus \$1.00 shipping and handling, and specify machine version desired. Order by phone on VISA, Master Charge or C.O.D. by calling (801) 298-9077.

ACCESS SOFTWARE, INC. 2561 South 1560 West

www.access.com

**DON'T MISS
THE BOAT!**



**SUBSCRIBE
TO AHOY!**

- ☐ Send me twelve issues of AHOY! for \$23.00 (\$30.00 Canada & elsewhere). I understand that I will be billed later.
- ☐ Send me twenty-four issues of AHOY! for \$44.00 (\$55.00 Canada and elsewhere). I understand that I will be billed later.

NAME _____
ADDRESS _____
CITY _____
STATE _____ ZIP _____

**DON'T MISS
THE BOAT!**

**SUBSCRIBE TO
THE AHOY!
DISK MAGAZINE**



- ☐ Send me twelve issues of the AHOY! Disk Magazine for \$97.00 (\$135.00 Canada & elsewhere). I understand that I will be billed later.
- ☐ Send me twenty-four issues of the AHOY! Disk Magazine for \$180.00 (\$250.00 Canada and elsewhere). I understand that I will be billed later.

NAME _____
ADDRESS _____
CITY _____
STATE _____ ZIP _____

May 1987 Ahoy! Void after June 30, 1987

READER SERVICE CARD

To request additional information on any product advertised or otherwise pictured in this issue of Ahoy! that is accompanied by a reader service number, circle the corresponding number below and mail this card. We will promptly forward your request to the designated companies.

101 102 103 104 105 106 107 108 109 110 111 112 113 114 115 116 117 118 119 120 121 122 123 124 125 126 127 128 129 130
131 132 133 134 135 136 137 138 139 140 141 142 143 144 145 146 147 148 149 150 151 152 153 154 155 156 157 158 159 160
161 162 163 164 165 166 167 168 169 170 171 172 173 174 175 176 177 178 179 180 181 182 183 184 185 186 187 188 189 190
191 192 193 194 195 196 197 198 199 200 201 202 203 204 205 206 207 208 209 210 211 212 213 214 215 216 217 218 219 220
221 222 223 224 225 226 227 228 229 230 231 232 233 234 235 236 237 238 239 240
241 242 243 244 245 246 247 248 249 250 251 252 253 254 255 256 257 258 259 260 261 262 263 264 265 266 267 268 269 270
271 272 273 274 275 276 277 278 279 280 281 282 283 284 285 286 287 288 289 290 291 292 293 294 295 296 297 298 299 300

A. Please check whether you are...

1. ☐ male 2. ☐ female

B. What is your age?

1. ☐ under 18 2. ☐ 18-24 3. ☐ 25-34
4. ☐ 35-44 5. ☐ 45-54 6. ☐ 55-64 7. ☐ 65+

C. Education level completed

1. ☐ elementary 2. ☐ high school
3. ☐ junior college 4. ☐ college graduate
5. ☐ master's degree 6. ☐ PhD

D. From which of the following sources did you obtain your copy of Ahoy!?

1. ☐ newsstand 2. ☐ subscription (mail)
3. ☐ from a friend or family member
4. ☐ other _____

If not currently a subscriber, do you plan to become one?

1. ☐ yes 2. ☐ no

Name _____
Street _____
City _____ State _____ Zip _____



NO POSTAGE
NECESSARY
IF MAILED
IN THE
UNITED STATES



BUSINESS REPLY MAIL

FIRST CLASS PERMIT NO. 65 MT. MORRIS, ILL.

POSTAGE WILL BE PAID BY ADDRESSEE

Ahoy!

**P.O. BOX 341
MT. MORRIS, ILL. 61054**



NO POSTAGE
NECESSARY
IF MAILED
IN THE
UNITED STATES



BUSINESS REPLY MAIL

FIRST CLASS PERMIT NO. 65 MT. MORRIS, ILL.

POSTAGE WILL BE PAID BY ADDRESSEE

Ahoy!

**P.O. BOX 341
MT. MORRIS, ILL. 61054**



PLACE
STAMP
HERE

AHOY! MAGAZINE

**P.O. Box 2501
Clinton, Iowa 52735**