

The Future Of Mass Storage: Microflopies And Lasers

COMPUTE!

\$2.95
March
1986
Issue 70
Vol. 8, No. 3
\$3.75 Canada
02193
ISSN 0194-357X



The Leading Magazine Of Home, Educational, And Recreational Computing

Atari SpeedCalc

A Powerful Spreadsheet
Program Inside For 400/800, XL, XE

Switchbox

Electric Pachinko
For Commodore 64, 128,
Amiga, Atari, Atari ST,
Apple, And IBM PC/PCjr

MultiMemory

For 64 And Apple
Load Several BASIC
Programs At Once

Atari BootStuffer

Fit 10 Boot Programs
On A Single Disk!

IBM Fractal Graphics

Fascinating Images
With A New Math

BASIC Sound

On The Atari ST
How To Make Music
And Sound Effects

Requester Windows In Amiga BASIC

Add Professional Features
To Your Own Programs



BLAIR
BYND

www.commodore.ca



Flight Simulator II Scenery Disks

The Challenge of Accomplished Flight

With a realism comparable to (and in some ways even surpassing) \$100,000 aircraft flight simulators, Flight Simulator II includes full flight instrumentation and avionics, and provides a full-color out-the-window view. Instruments are arranged in the format standard to modern aircraft. All the radios needed for IFR flight are included. Front, rear, left, right, and diagonal views let you look in any direction. Program features are clearly documented in a 96-page Pilot's Operating Handbook.

For training in proper flight techniques, Flight Simulator II includes another 96-page instruction manual, compiled by two professional flight instructors with over 8,000 hours flight time and 12,000 hours of aviation teaching experience. You'll learn correct FAA-recommended flight procedures, from basic aircraft control through instrument approaches. To reward your accomplishments, the manual even includes a section on aerobatic maneuvers.

The Realism and Beauty of Flight

Go sight-seeing over detailed, realistic United States scenery. High-speed graphic drivers provide an animated out-the-window view in either day, dusk, or night flying modes.

Flight Simulator II features over 80 airports in four different scenery areas: New York, Chicago, Seattle, and Los Angeles. Six additional Scenery Disks covering the entire Western half of the United States are now available in IBM and C64/128 disk formats.



Apple and Atari versions will be released soon. Each disk covers a geographical region of the country in detail, and is very reasonably priced.

The Pure Fun of "World War I Ace"

When you think you're ready, you can test your flying skills with the "World War I Ace" aerial battle game. This game sends you on a bombing run over heavily-defended enemy territory. Six enemy fighters will attempt to engage you in combat as soon as war is declared. Your aircraft can carry five bombs, and your machine guns are loaded with 100 rounds of ammunition.

See Your Dealer. Flight Simulator II is available on disk for the Apple II, Atari XL/XE, and Commodore 64/128 computers for \$49.95. Scenery Disks for the C64 and IBM PC (Jet or Microsoft Flight Simulator) are \$19.95 each. A complete Western U.S. Scenery six-disk set is also available for \$99.95. For additional product or ordering information, call (800) 637-4983.


Apple II is a trademark of Apple Computer, Inc.
Atari XL and XE are trademarks of Atari Corp.
Commodore 64 and 128 are trademarks of Commodore Electronics Ltd.
IBM PC is a registered trademark of International Business Machines Corp.

subLOGIC
Corporation
713 Edgebrook Drive
Champaign IL 61820
(217) 359-8482 Telex: 206995

Order Line: (800) 637-4983
(except in Illinois, Alaska, and Hawaii)

We don't care which computer you own.

We'll help you get the most out of it.



CompuServe puts a world of information, communications, and entertainment at your fingertips.

CompuServe is the world's largest information service designed for the personal computer user and managed by the communications professionals who provide business information services to over one quarter of the FORTUNE 500 companies.

Subscribers get a wealth of useful, profitable or just plain interesting information like national news wires, home

shopping and banking, travel and sophisticated financial data. Plus electronic mail, national bulletin boards, forums (special interest groups), and a multi-channel CB simulator.

You get games and entertainment, too. Board, parlor, sports, space and educational games. Trivia and the first online TV-style game show played for real prizes.

To buy a CompuServe Subscription Kit,

see your nearest computer dealer. To receive our informative brochure or to order direct call or write:

CompuServe®

Consumer Information Service, P. O. Box 20212
5000 Arlington Centre Blvd., Columbus, OH 43220
800-848-8199 In Ohio Call 614-457-0802

An H&R Block Company

www.commodore.ca

Look for Homework Helper and other Spinnaker products at these fine stores.

ALABAMA

AC-3 Computing Products
Montgomery, AL

ALASKA

Computer Concepts
Eagle River, AK

ARKANSAS

Arkansoft
Harrison, AR

ARIZONA

The Computer Room
Flagstaff, AZ
Mesa Computer Mart
Mesa, AZ

Compshare
Phoenix, AZ
Collegian Computer
Phoenix, AZ

Software City
Tucson, AZ

CALIFORNIA

Compard
Ridgecrest, CA
Software 1st
Santa Rosa, CA
Computertime
Citrus Heights, CA
The Software Place
Fairfield, CA

Coast Computer
Center
Costa Mesa, CA

Software Central
Pasadena, CA
R.W. Christ Corp.
Campbell, CA

Calsoft
Oakhurst, CA
Dublin Computers
Dublin, CA

Brown Knows
Computing
Redlands, CA

Software City
San Diego, CA
Personal Electronics
Goleta, CA

CONNECTICUT

Software City
West Hartford, CT
Softown Inc.
Danbury, CT

DISTRICT OF COLUMBIA

"UR" Computer/
Software Needs
Washington, D.C.

FLORIDA

Software City
Sarasota, FL
Microline
Fort Lauderdale, FL
Personal Computer
Store
Coral Gables, FL

Discount Software
W. Palm Beach, FL

Sunshine Discount
Software
Fort Lauderdale, FL
Software Cellar
Fort Lauderdale, FL

GEORGIA

Software House
Jonesboro, GA
Software City
Sandy Springs, GA

HAWAII

Keystone Computer
Center
Kaneohe, HI
Microcomputer
Systems
Honolulu, HI

ILLINOIS

Save on Software
Lombard, IL
Softwaire Centre
Naperville, IL
Softwaire Centre
Niles, IL
Computers Plus
Chicago, IL
Peripherals Plus Ltd.
Champaign, IL

Kappels Computer
Store
Belleville, IL

Highland Computer
Highland, IL

A Byte Better
Rockford, IL

Ideal Computer
Systems
Kankakee, IL

Farnsworth
Computer Center
Aurora, IL

Arcola Software Inc.
Arcola, IL

Integrated Computer
Systems
Macomb, IL

Midwest Information
Systems
Galesburg, IL

Alpine Computer
Center
Rockford, IL

The Computer Store
Rockford, IL

INDIANA

Burkat Computer
Center
South Bend, IN
The Game Preserve
Indianapolis, IN
Micro Age Computer
Store
Indianapolis, IN

KANSAS

Software City
Overland Park, KS

LOUISIANA

Delta Computers
Alexandria, LA

MARYLAND

Software City
Gathersburg, MD
The Program Store
Kensington, MD

MASSACHUSETTS

Orchard Computer
Hyannis, MA
Software City
West Springfield, MA
Feranti - Dege
Boston, MA

The Computer
Center
Hanover, MA

General Computer
Store
Hanover Mall Area
Framingham, MA

On-Line Computer
Systems
Andover, MA

Orchard Computer
Hyannis, MA

The Whiz Computer
Stores
Westboro, MA

Land of Electronics
Saugus, MA

MICHIGAN

Micro Station
Southfield, MI
Micro Station
Troy, MI

Retail Computer
Center
Farmington Hills, MI

Retail Computer
Center
Birmingham, MI

Retail Computer
Center
Garden City, MI

Inacomp Computer
Dearborn, MI

Learning Center
Limited
Ann Arbor, MI

Micro Key
Fenton, MI

Software Plus of
Breton
Village Mall
Grand Rapids, MI

Krums Computer
Center
Battle Creek, MI

Computer Talk
Rochester, MI

Software Trends
Clawson, MI

Creative Computers
Grand Haven, MI

Software Library
Keego Harbor, MI
Computers Today
Holland, MI

MINNESOTA

Computer 1 Inc.
Baxter, MN
Computer 1 Inc.
Bemidj, MN

Northwoods
Computers
Detroit Lakes, MN

MISSOURI

Software City
St. Louis, MO
Software To Go
St. Louis, MO

NEBRASKA

The Computer Works
Bellevue, NB

Computer
Connection
Scottsbluff, NB

Software City
Omaha, NB

NEVADA

Software City
Las Vegas, NV

NEW HAMPSHIRE
Systematic Solutions
Amherst, NH

NEW JERSEY

Computerland
Silo Shopping Center
Northfield, NJ

The Program Store
Eatontown, NJ

Yudins TV Inc.
Wyckoff, NJ

Wolfsons Inc.
East Orange, NJ

The Program Store
Wayne, NJ

Computerland
Somerville, NJ

Software City
Ridgefield, NJ

Village Computer
Cedar Knolls, NJ

Software City
Pompton Lake, NJ

NEW YORK

Riester's Computer
Store
Auburn, NY

Computerland
Little Neck, NY

Micro Images
Industries
Flushing, NY

Software Seller
Harrison, NY

Software City
Tonawanda, NY

Software Plus
Albany, NY

Sound Software
Salt Point, NY

Compucon
Smithtown, NY

NORTH CAROLINA

The Computer Store
Laurinburg, NC

Computer
Alternatives
Asheville, NC

NORTH DAKOTA

Ultra Inc.
Bismark, ND

Computer 1 Inc.
Fargo, ND

OHIO

Diskcount Software
Columbus, OH

Chucks Computers
Massillon, OH

The Program Store
Columbus, OH

Computer
Renaissance
Columbus, OH

Software City
Youngstown, OH

Wyse Book and
Office Supply
Archbold, OH

Holcombs
Cleveland, OH

Disk Drive
Toledo, OH

Liberty Computer
Services
Bellefontaine, OH

Tech 2000 Micro
Computer
Springfield, OH

Computerworld
Alliance, OH

Computerworld
Alliance, OH

Computerworld
Alliance, OH

OREGON

The Users' Corner
Medford, OR

PENNSYLVANIA
Country Computing
Summit, PA

De Re Computers
Harrisburg, PA

The Computing
Source
West Reading, PA

Downington
Computer Center
Downington, PA

Downington
Computer Center
Downington, PA

RHODE ISLAND
Microlimits
Smithfield, RI

Software Connection
Warwick, RI

SOUTH CAROLINA
Software Haus
Charleston, SC

Software Haus
Charleston, SC

C C L Software
Charleston, SC

Software Solutions
Westwood Plaza
Charleston, SC

Byte Shop
Columbia, SC

TENNESSEE

Opus 2
Memphis, TN

MCS
Knoxville, TN

TEXAS

Software Place
Houston, TX

The Software Place
Webster, TX

Norton Brothers
Computer Center
El Paso, TX

Software City
Austin, TX

Software Store
San Antonio, TX

Software Ink
Wichita Falls, TX

VIRGINIA

Computerland of
Norfolk

Norfolk, VA

Jack Hartman & Co.
Roanoke, VA


Software Center
Vienna, VA

Family Computer
Center
Fairfax, VA

Computerland
Winchester, VA

Software City
Richmond, VA

BLOCK BUSTERS.



Ever run into a mental block while doing your homework? Like how to start an essay? Or solve a tough math problem?

Well now there's help. The **HOMEWORK HELPERS™** from Spinnaker. They're designed to bust these blocks and help you produce your homework assignments.

Through a unique system of prompts, the **HOMEWORK HELPERS** ask stimulating questions, inspire new ideas, and help you organize. And they cover two of the toughest homework challenges: writing well and solving math word problems.

Take **WRITING**. It has a unique, 3-part program for developing essays and book reports. It gets you started by asking key questions and shows how to organize an

outline. Then its built-in word processor actually helps you write, edit, and print out the final work.

Then there's **MATH WORD PROBLEMS**. Its special grid system helps translate word problems into workable equations. It has a built-in calculator which shows the solution step-by-step and prints out homework calculations ready to hand in.

The Spinnaker **HOMEWORK HELPERS** are the mental block busters that produce homework results. Look for them at your local software retailer.

BOOK REPORT

CREATE IDEAS

What is the theme – the main idea – of *Great Expectations*? Type your answer.

Finding the theme sometimes takes a little digging.

Press **Ctrl H** for some common themes.

Some common themes are: the power of love, the triumph of persistence, the beauty of nature, greed, intolerance, alienation, escape from conformity, the journey of life.

SPINNAKER®
We make learning fun.

Spinnaker is a registered trademark of Spinnaker Software Corp. Homework Helper is a trademark of Spinnaker Software Corp.
©1985 Spinnaker Software Corp., One Kendall Square, Cambridge, MA 02139.

www.commodore.ca

How to turn your computer on.

(The following is an actual conversation between Bantam Software and an unusually talkative personal computer).

BANTAM SOFTWARE:
We always ask what turns people on. Now we want to know what turns you on.

PERSONAL COMPUTER:
It's about time someone asked the real expert. What turns me off is boring software. Boring, uninvolving, predictable software. And cold rooms. Why is it always so cold in here?

B: Games and Ahoy magazines called *Sherlock Holmes* in "Another Bow" one of the year's best.

PC: Let me decide. Okay? (Disk inserted.) Well, this is anything but elementary. You're Holmes. Watson's at your side. And you determine your own fate in case after case. And look, you run into the likes of Picasso, Gertrude Stein, Henry Ford, Louis Armstrong. And such graphics! These derive from early 20th century photographs. I don't have a clue how you did it, but you have a winner. Next case.

B: *The Fourth Protocol*, from Frederick Forsyth's gigantic best-selling book. Games called it "nerve-tingling." Here you go. (Slides disk in.)

PC: You mean circuit-tingling. If I knew I had to save the world, I would have gotten more sleep. All kidding aside, this involves

nuclear weapons. A British traitor. The KGB. And the subversion of NATO. This is a challenge. Will it help if I read the book? (Loud explosion on screen.) Oh no! Does that mean I lost?

B: No, but losing's the whole point of the next one. *The Complete Scarsdale Medical Diet*. You know the bestseller.

PC: Why, do I look heavy? Never mind, let's have a taste.

(Disk is inserted.) This is some menu. It helps you assess your goals. Monitor your progress. Mix 'n

match meals from all five Scarsdale diets. Even prepares your shopping list. It'll tell you how much exercise you need to work off certain foods. Let's see about kiwi tart...

B: We've got one other program.

PC: No more. I'm exhausted.

B: No...this is a rebate program. Just fill out the coupon and mail it with proof of purchase and you get \$5.00 back.

PC: Thank you. That's a nice offer.

B: So, did we turn you on?

PC: Yup. Now, please turn me off so I can rest. I've got to do some running later on to work off that kiwi tart.

Sherlock Holmes available for: Apple //Series, Commodore 64/128, IBM PC/PCjr, Macintosh.
Scarsdale Medical Diet available for: Apple //Series, IBM PC/PCjr.
The Fourth Protocol available for: Commodore 64/128. Available soon for Apple //Series and IBM PC/PCjr.



\$5.00 REBATE!

OFFER ENDS APRIL 15, 1986

Bantam Software
Special Offer

To receive your \$5.00 Rebate, just send a dated cash register receipt, the warranty card from inside the Bantam Software you bought, plus this rebate form with your name and address clearly printed.

Mail to: Bantam Books, Inc., Dept. MT, 666 Fifth Ave., New York, NY 10103

Name _____	Apt. # _____
Address _____	State _____ Zip _____
City _____	

Terms: Purchase must be made between Jan. 15, 1986 and April 15, 1986. The warranty card and cash register receipt along with this form (or a plain piece of paper that provides all the above information) must be postmarked no later than midnight, April 30, 1986. Void where prohibited or restricted by law. This offer is not available to employees of Bantam Books, Inc. or their customers. PRINTED IN USA. C 3/86

COMPUTE!

MARCH 1986
VOLUME 8
NUMBER 3
ISSUE 70

FEATURES

- 18** The Future of Mass Storage Selby Bateman
26 The Computerized Home Kathy Yakal
34 Switchbox Todd Heimarck
65 SpeedCalc for Atari Kevin Martin and Charles Brannon

GUIDE TO ARTICLES AND PROGRAMS

128/64/AT/AP/
PC/PCjr/AM/ST
AT

REVIEWS

- 53** The Works! for Commodore and Apple James V. Trunzo
53 Under Fire for Apple James V. Trunzo
54 M-Disk for Atari ST George Miller
54 Atari XM301 Modem Tom R. Halfhill
60 EduCalc and NoteCard Maker Karen G. McCullough
60 Hex for Atari ST George Miller
62 Sylvia Porter's Personal Financial Planner Selby Bateman

64/128/AP
AP
ST
AT
64/128/AP/PC/PCjr
ST
64/128/AP/PC/PCjr

COLUMNS AND DEPARTMENTS

- 6** The Editor's Notes Richard Mansfield
10 Readers' Feedback The Editors and Readers of COMPUTE!
64 HOTWARE
112 INSIGHT: Atari—Atari Character Codes Bill Wilkinson
114 The Beginner's Page: Cutting Strings Without Scissors Tom R. Halfhill
115 Computers and Society:
Humanizing the User Interface, Part 1 David D. Thornburg
116 The World Inside the Computer:
Snowflakes, Quilts, and Stained Glass Windows Fred D'Ignazio
117 Telecomputing Today: Games Modem People Play Arlan R. Levitan
118 IBM Personal Computing: The Ultimate Entertainment Center Donald B. Trivette
119 Programming the TI: IF-THEN Statements C. Regena

•
•
•
AT
•
•
•
PC/PCjr
TI

THE JOURNAL

- 78** IBM Fractal Graphics Paul W. Carlson
81 Commodore ML Saver Buck Childress
82 Loading and Linking Commodore Programs, Part 1 Jim Butterfield
85 Atari P/M Graphics Toolkit Tom R. Halfhill
91 The New Automatic Proofreader for Commodore 64 Phillip I. Nelson
93 MultiMemory for Commodore 64 and Apple Patrick Parrish
96 Experimenting with SID Sound Mark A. Currie
99 Mousify Your Applesoft Programs, Part 1 Lee Swoboda
102 Atari BootStuffer Randy Boyd
105 Requester Windows in Amiga BASIC Tom R. Halfhill
107 Softkeys for Atari BASIC Raymond Citak
110 BASIC Sound on the Atari ST COMPUTE!'s ST Programmer's Guide
120 News & Products
122 MLX: Machine Language Entry Program for Atari
124 COMPUTE!'s Guide to Typing In Programs
126 CAPUTEI Modifications or Corrections to Previous Articles
128 Advertisers Index

PC/PCjr
64/128
64/128/V/+4/16
AT
64/128/V/+4/16
64/AP
64/128
AP
AT
AM
AT
ST

NOTE: See page 124
before typing in
programs.

AP Apple, Mac Macintosh, AT
Atari, ST, Atari ST, V VIC-20, 64
Commodore 64, +4 Commodore
Plus/4, 16 Commodore 16, 128
Commodore 128, P PET/CBM, TI
Texas Instruments, PC IBM PC, PCjr
IBM PCjr, AM Amiga, *General
interest.


TOLL FREE Subscription Order Line
800-247-5470 (In IA 800-532-1272)

COMPUTE! Publications, Inc. 

Part of ABC Consumer Magazines, Inc.
One of the ABC Publishing Companies

ABC Publishing, President, Robert G. Burton
1330 Avenue of the Americas, New York, New York 10019

COMPUTE! The Journal for Progressive Computing (USPS: 537250) is published monthly by COMPUTE! Publications, Inc., 825 7th Ave., New York, NY 10019 USA. Phone: (212) 265-8360. Editorial Offices are located at 324 West Wendover Avenue, Greensboro, NC 27408. Domestic Subscriptions: 12 issues, \$24. POSTMASTER: Send address changes to: **COMPUTE!** Magazine, P.O. Box 10955, Des Moines, IA 50950. Second class postage paid at Greensboro, NC 27403 and additional mailing offices. Entire contents copyright ©1986 by COMPUTE! Publications, Inc. All rights reserved, ISSN 0194-357X.

 www.commodore.ca

Editor's Notes

Now that the hubbub is dying down after the introduction of Atari's ST and Commodore's Amiga, those long-awaited, powerhouse, new-generation computers, perhaps it's a good time to reflect on their relative merits. Although not much software is yet available to show them off to best advantage—a few adventure games, utilities, and applications programs so far—some conclusions can already be drawn.

We've been writing and editing Amiga and ST books and articles here for some months, and our staff is already segregating into camps. We've had camps, of course, for years: Apple enthusiasts, Commodore fans, Atari aficionados, IBM devotees, and assorted other, smaller, clusters of allegiance. It all makes for some spirited exchanges on the relative merits of the competing technologies and, we like to think, energizes our writing and programming.

For example, one of the major responsibilities of our programming staff is transporting programs between machines. We'll transport an arcade game with excellent graphics from its original home to several new computers with varying screen, color, sprite, character, and sound capabilities. This sort of thing throws the differences between computers into high relief.

The Amiga and the ST are quite similar in many respects: Each has a 68000 chip; 512K RAM (although the Amiga is advertised as having only 256K RAM, since the rest is reserved for storing the disk-based operating system); 3½-inch disk drive; mouse; windows; pull-down menus; RS-232 port; parallel printer port; and high-resolution color graphics.

The most striking difference, perhaps, is the price: with color monitor and disk drive, the Amiga costs \$1,800, \$800 more than the ST. For this extra money, you get multiprocessing, which allows you to run more than one program at a time. The Amiga also offers a more complex sound system with four voices in stereo to the ST's three in mono. The Amiga has 640 × 400 and 640 × 200 resolution modes with 16 simultaneous colors, a 320 × 200 mode with 32 colors, and a total palette of 4,096 colors. The ST has a 640 × 400

monochrome mode, a 640 × 200 mode with 4 simultaneous colors, a 320 × 200 mode with 16 colors, and a total of 512 colors.

Thus, some of the specs would favor the Amiga if, for example, you need extraordinary degrees of color or resolution. Some argue that differences between color number 3,067 and 3,068 are extremely difficult to detect and that this palette represents overkill; others disagree. The Amiga has specialized chips dedicated to memory moves, fills, and other graphics and sound techniques. This frees up the 68000 to do other things while graphics are being manipulated (an important consideration on a computer with a bitmapped, graphics-oriented display). On the other hand, the ST allows the 68000 to run somewhat faster than does the Amiga.

An ST disk holds 360K, the Amiga 880K (although double-sided ST drives with 720K are an option). The Amiga has built-in speech synthesis, but the ST has a built-in MIDI interface for controlling external synthesizers and drum machines. The ST has a built-in hard disk interface; the Amiga requires an additional interface.

Many of the differences between the machines can be eliminated, however, by upgrading, adding peripherals, cards, or options. For example, Commodore will offer a plug-in MIDI interface, and, doubtless, speech synthesis will be made available for the ST. Commodore has announced and demonstrated IBM compatibility via a software emulator, opening up a huge software base. Of course, ST developers are likely to be working on this, too.

While not claiming that the COMPUTE! staff represents a microcosm of the computer marketplace, we have heard effective defenses of both computers. One of our ST partisans says that the disk I/O is faster; software is in greater supply; the operating system and hardware have been around longer and are therefore more fully tested; the machine is easier to understand; there's more speed except for graphics-oriented computing; the keyboard is excellent; the debugger is better; nobody needs multitasking (who could stay in control while simultaneously supervising a spreadsheet and calling a bulletin

board?); anything you want that the ST doesn't have you can add; and so forth.

An Amiga owner insists that his computer can expect a great deal of software very soon (the ST was released earlier, and much of its current software comes from Europe where the Amiga has yet to be introduced); the Amiga is hardly an untested technology—it's been in development for three years; the difference in the clock speeds is rendered irrelevant because of the layers of systems, software, languages, and applications above a clock; such things as area fill are built into the Amiga hardware which further counters any clock differences; adding on things not built into the machine results in a pile of extra cords and extra expense; built-in speech means that all programs can use that feature without worrying about compatibility; multitasking is quite useful—having more than one program resident in RAM avoids disk-swapping or rebooting and also allows unrelated software to act as if it were an integrated package.

Rising to the occasion, the ST proponent counters that provisions for multitasking are possible in the ST as well. And so it goes.

At user groups, in magazines, and on telecommunications services around the country, advocates urge one another to get realistic and accept the fact that machine A is obviously better than B. Any comparison of them is contrapuntal; any argument designed to demonstrate the superiority of one can be met by an equally convincing counterargument. It's not surprising that this debate has vitality. After all, the COMPUTE! staff has been working closely with many different machines for years and, with rare exceptions, our Atari camp has never been able to convert the Commodore camp and vice versa, not to mention the solidity of Apple, IBM, and other allegiances. It appears that the ST and Amiga have raised new flags and are likely to perpetuate the friendly face-off that's been an energizing force in personal computing for a decade.



Senior Editor

THE SHADOW

\$89.95

Shadow is a new and revolutionary piece of hardware that is used to duplicate even the most protected software. Fitting inside the disk drive (no soldering required), SHADOW takes complete control of all functions giving near 100% copies.

Being the best utility available today, it will even copy the other copy programs.

Because of the Shadow's unique abilities, we feel DOS protection is a thing of the past.



*HACKER PACKAGE \$39.95

Shadow a disk while it loads, then read an exact list of:

- Track, sector, ID, check sum, drive status
 - High and low track limits
 - Density use on each track
 - Half tracks that are used
 - Command recorder shows commands that were sent to 1541 while program was loading
 - RAM recorder records custom DOS
- Shadow-scan any disk, then read exact list of:
- Valid tracks, half tracks, partial tracks and segments
 - Sync mark link, header block links and data block links
 - Track to track synchronization

Exclusive snap shot recorder will give you an exact copy of the 1541 RAM and can be viewed, saved or printed. Plus many more features included.

*Requires Shadow

*GT PACKAGE

\$44.95

Highly sophisticated and integrated piece of hardware that turns you 1541 into something you've always wanted.

- Track and sector display
- Drive reset switch
- Device number change
- Half track indicator
- Abnormal bit density indicator
- Shadow on-off indicator

The Shadow display will give you an accurate display of precisely what track you are accessing during a normal load even if the program does a read past track 35.

*Requires Shadow



Order by phone 24 hrs./7 days or send cashier's check/money order payable to Megasoft. Visa, MasterCard include card number and expiration date. Add \$3.50 shipping/handling for continental U.S., \$5.50 for UPS air. CODs add \$7.50, Canada add \$10.00. Other foreign orders add \$15.00 and remit certified U.S. funds only. Distributors invited and supported.


MegaSoft

LTD

P.O. Box 1080 • Battle Ground, Washington 98604

1-800-541-1541

Canadian/Foreign Orders Call
(206) 687-5205



1541

Publisher James A. Casella
Founder/Editor in Chief Robert C. Lock
Director of Administration Alice S. Wolfe
Senior Editor Richard Mansfield
Managing Editor Kathleen Martinek
Executive Editor Selby Bateman

Editor Tom R. Halfhill
Assistant Editor Philip Nelson
Production Director Tony Roberts
Production Editor Gail Cowper
Editor, COMPUTE!'s GAZETTE Lance Elko
Technical Editor Otis R. Cowper
Assistant Technical Editors John Krause, George Miller
Program Editor Charles Brannon
Assistant Editor, COMPUTE!'s GAZETTE Todd Heimark
Assistant Features Editor Kathy Yakal
Programming Supervisor Patrick Parrish
Editorial Programmers Tim Victor, Kevin Mykityn
Research/Copy Editor Joan Rouleau
Copy Editor Ann Davies
Submissions Reviewer Mark Tuttle
Programming Assistants David Florance, David Hensley
Executive Assistant Debi Nash
Administrative Assistants Julia Fleming, Iris Brooks, Mary Hunt, Sybil Agee
Associate Editors Jim Butterfield
 Toronto, Canada
 Harvey Herman
 Greensboro, NC
 Fred D'Ignazio
 Roanoke, VA
 David Thornburg
 Los Altos, CA
 Bill Wilkinson

Contributing Editor Stephen Levy
 Gregg Keizer
 Steve Voyatzis

Production Manager Irma Swain
Art & Design Director Janice R. Fary
Assistant Editor, Art & Design Lee Noel
Mechanical Art Supervisor De Potter
Artists Debbie Bray, Dabney Ketrrow
Typesetting Terry Cash, Carole Dunton
Illustrator Harry Blair

Director of Advertising Sales Ken Woodard
Production Coordinator Kathleen Hanlon

Promotion Assistant Caroline Dark

Customer Service Manager Diane Longo
Dealer Sales Supervisor Orchid Tamayo
Individual Order Supervisor Judy Taylor
Receptionist Anita Armfield
Warehouse Manager John Williams

Data Processing Manager Leon Stokes
Assistants Chris Cain, Steve Bowman

James A. Casella, President
 R. Steven Vetter, Vice President, Finance and Planning

COMPUTE! Publications, Inc. publishes:

COMPUTE!
 The Journal for Progressive Computing
COMPUTE!'s GAZETTE
 for VIC-20 and Commodore 64 Personal Computers

COMPUTE! Books
COMPUTE!'s GAZETTE DISK

COMPUTE!'s Apple Applications Special

Editorial offices: 324 West Wendover Avenue
 Suite 200
 Greensboro, NC 27408 USA

Corporate offices: 825 7th Avenue
 New York, NY 10019
 212-265-8360

Customer Service: 800-346-6767
 (In NY 212-887-8525)

Coming In Future Issues

Report From The Winter Consumer Electronics Show

Commodore 64 Key Phantom: A Powerful New Technique For Dynamic Keyboard Programming

SpeedScript Fontmaker For Atari 400/800, XL, XE

Smooth-Scrolling Billboards For IBM PC & PCjr

Adding System Power To Atari ST BASIC



Magazine Publishers Association

Subscription Orders

COMPUTE!
 P.O. Box 10954
 Des Moines, IA 50340

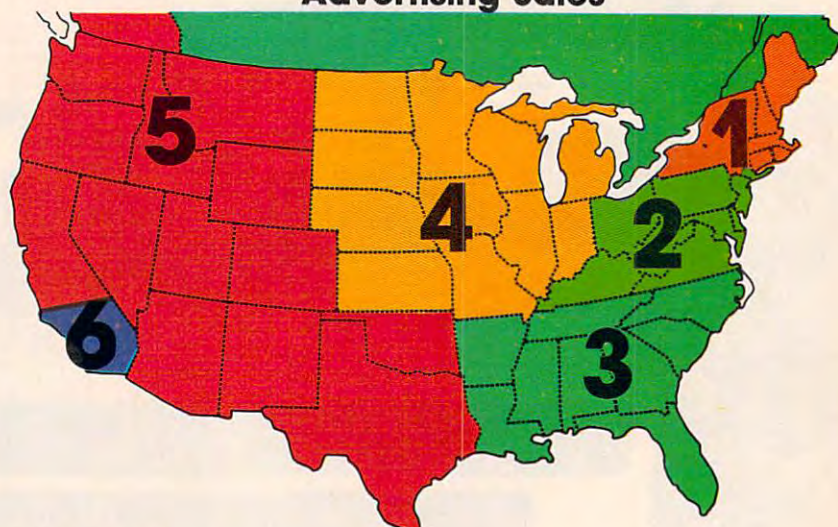
TOLL FREE Subscription Order Line

800-247-5470
 In IA 800-532-1272

COMPUTE! Subscription Rates (12 Issue Year):

US (one yr.) \$24
 (two yrs.) \$45
 (three yrs.) \$65
 Canada and Foreign
 Surface Mail \$30
 Foreign Air
 Delivery \$65

Advertising Sales



1. New England
 Jonathan M. Just
 Regional Manager
 212-315-1665

2. Mid Atlantic
 John Saval
 Eastern Advertising
 Manager
 212-315-1665

3. Southeast & Foreign
 Harry Blair
 919-275-9809

4. Midwest
 Gordon Benson
 312-362-1821

5. Northwest/Mountain/Texas
 Phoebe Thompson
 Dani Nunes
 408-354-5553

6. Southwest
 Ed Winchell
 213-378-8361

Director of Advertising Sales
 Ken Woodard

COMPUTE! Home Office 212-887-8460

Address all advertising materials to:
 Kathleen Hanlon
 Advertising Production Coordinator
COMPUTE! Magazine
 324 West Wendover Avenue
 Suite 200
 Greensboro, NC 27408

The COMPUTE! subscriber list is made available to carefully screened organizations with a product or service which may be of interest to our readers. If you prefer not to receive such mailings, please send an exact copy of your subscription label to: COMPUTE! P.O. Box 10955, Des Moines, IA 50950. Include a note indicating your preference to receive only your subscription.

Authors of manuscripts warrant that all materials submitted to COMPUTE! are original materials with full ownership rights resident in said authors. By submitting articles to COMPUTE!, authors acknowledge that such materials, upon acceptance for publication, become the exclusive property of COMPUTE! Publications, Inc. No portion of this magazine may be reproduced in any form without written permission from the publisher. Entire contents copyright © 1986, COMPUTE! Publications, Inc. Rights to programs developed and submitted by authors are explained in our author contract. Unsolicited materials not accepted for publication in COMPUTE! will be returned if author provides a self-addressed, stamped envelope. Programs (on tape or disk) must accompany each submission. Printed listings are optional, but helpful. Articles should be furnished as typed copy (upper- and lowercase, please) with double spacing. Each page of your article should bear the title of the article, date and name of the author. COMPUTE! assumes no liability for errors in articles or advertisements. Opinions expressed by authors are not necessarily those of COMPUTE!.

PET, CBM, VIC-20 and Commodore 64 are trademarks of Commodore Business Machines, Inc. and/or Commodore Electronics Limited. Apple is a trademark of Apple Computer Company. IBM PC and PCjr are trademarks of International Business Machines, Inc.

ATARI is a trademark of Atari, Inc. TI-99/4A is a trademark of Texas Instruments, Inc. Radio Shack Color Computer is a trademark of Tandy, Inc.



TELECOMPUTING

It's only a phone call away.

MacTalk: Telecomputing on the Macintosh

Sheldon Leemon
Arlan Levitan

A complete guide to telecomputing on the Macintosh from choosing a modem and software to accessing information services and electronic bulletin boards.

\$14.95 ISBN 0-942386-85-X




COMPUTE!'s Telecomputing on the IBM

Arlan R. Levitan
Sheldon Leemon

The ins and outs of telecomputing on the IBM PC or PCjr, selecting a modem and evaluating terminal software, how to go online with the major information services.

\$14.95 ISBN 0-942386-96-5




COMPUTE!'s Telecomputing on the Commodore 64

Edited

Introduces readers to telecommunications, with sections on buying and using modems, accessing information services and bulletin boards, and uploading and downloading files. There is also a disk available which includes the programs in the book.

\$12.95 ISBN 0-87455-009-2




COMPUTE!'s Personal Telecomputing

Don Stoner

This comprehensive general guide to the world of telecomputing shows how to access databases, receive software, and communicate with others using a personal computer.

\$12.95 ISBN 0-942386-47-7




COMPUTE!'s Guide to Telecomputing on the Apple

Thomas E. Enright
Joan Nickerson
Anne Wayman

An informative, easy-to-understand guide to telecomputing on the Apple: covers everything from selecting hardware and software to accessing large databases.

\$9.95 ISBN 0-942386-98-1



Telecomputing lets you call up computers around the world through a network of telephone lines.

To get you started in telecomputing, COMPUTE! Books offers you five top-selling books. Written for the Apple II-series, Commodore 64, IBM PC and PCjr, and Macintosh, the books give you all the information you need, from selecting software to dialing large databases.

To order your complete guide to telecomputing, give us a call. In the U.S., call toll free 1-800-346-6767 (in NY call 212-887-8525).

COMPUTE! Publications, Inc. 
One of the ABC Publishing Companies

Publishers of COMPUTE!, COMPUTE!'s Gazette, COMPUTE!'s Gazette Disk, COMPUTE! Books, and COMPUTE!'s Apple Applications

COMPUTE! books are available in the U.K., Europe, the Middle East, and Africa from Holt Saunders, Ltd., 1 St. Anne's Road, Eastbourne, East Sussex BN21 3UN, England.

 www.commodore.ca



Readers Feedback

The Editors and Readers of COMPUTE!

If you have any questions, comments, or suggestions you would like to see addressed in this column, write to "Readers' Feedback," COMPUTE!, P.O. Box 5406, Greensboro, NC 27403. Due to the volume of mail we receive, we regret that we cannot provide personal answers to technical questions.

A Few Helpful REMarks

I suppose this isn't a new idea, but whenever I type in a program printed in COMPUTE!, I add one or two REM lines near the beginning to indicate the program's name, the date, and the page number where it appeared. That way, if I forget some command and can't get the program to work correctly, I can always find the COMPUTE! article which accompanied that program and reread the instructions.

John Hibbs

After a few weeks or months have elapsed, it's easy to forget exactly how a program works, even if it's one you wrote yourself. In most cases, you can't harm a program by adding a couple of REMs. However, you should be careful not to disturb existing lines unless you know exactly what the program is doing. Also, this technique is limited to BASIC programs. Some machine language programs such as Commodore 64 SpeedScript begin with a line of BASIC (usually something like 0 SYS2061) so that you can load and run the program as if it were BASIC. If you try to add a REM to such a program, it probably won't work at all.

Computers For Charity

I represent a charitable, nonprofit organization that uses microcomputer equipment in virtually every aspect of its affairs. We would be grateful if your readers would consider contributing additional equipment. Donations of this sort can have substantial financial benefits. If you are in a position to contribute or would like more information, please contact me at the following address or call (617) 495-9020. Collect calls will be accepted.

Robert Epstein, Ph.D.
Executive Director
Cambridge Center For Behavioral Studies
11 Ware Street
Cambridge MA 02138

Virtually every locale has a variety of organizations which may benefit from contributions of computer equipment. Donations may also be tax-deductible. Any readers who want to find out what's available in their area can contact the nearest chapter of the United Way for information about local charitable and volunteer organizations.

Digitized Amiga Sound

In the September 1985 issue of COMPUTE!, you mentioned that the Amiga computer will be able to digitize music. If I were to plug the output from a stereo system or a radio into the Amiga, could it record the music and play it back exactly like the original? How many different voices does the Amiga computer have?

Robert Patterson

The answer to your first question is a qualified yes. The Amiga can play back digitized sound, but you can't plug your stereo output directly into an Amiga and expect to record music without additional hardware and a program to control it. The output from conventional sound equipment is an analog signal, whereas the Amiga, like other computers, deals only with digital information (binary 1's and 0's). Before doing anything else, you'll need to pass the analog signal through an analog-to-digital (A-to-D) converter to put it in a form the computer can use. That sounds more forbidding than it really is: The components for A-to-D converters are cheap and readily available, and it probably won't be long before you see reasonably priced plug-in digitizers for the Amiga.

Assuming you can convert the incoming signal to digital form, the computer must then sample the signal at a rapid rate—usually thousands of times per second. At each sampling interval, it stores a numeric value which represents the sound input at that point in time. The more frequently you sample the sound, the higher the quality of reproduction—and the more memory is required. The Amiga's 68000 microprocessor runs fast enough to sample incoming signals at an extremely high rate—rivaling the quality of compact disc sound—but even 512K of RAM isn't enough to record significant amounts of high-quality music. Remember that a

compact disc can store only up to 75 minutes of music with its capacity of 550 megabytes (563,200K). At that sampling rate, a 512K Amiga could barely record four seconds of music. Of course, by lowering the sampling rate (and accepting somewhat lower quality), that duration can be extended.

At the end of the digital sampling process, the computer has thousands of sample values stored in memory, which can be saved to disk for future use or output directly through a sound channel. To output the digitized sound, you simply reverse the process, reading the stored data from memory, converting it from digital to analog form, and sending the resulting signal to a conventional amplifier at the same rate it was sampled. The Amiga already contains circuitry that can perform the D-to-A conversion at the output end of the process, so sending digitized sound out doesn't require any extra hardware at all.

To answer your second question, the Amiga has four independently programmable sound channels (voices). However, it's difficult to compare them to sound channels on other computers because they're considerably more flexible than tone generators. Most computers are limited to producing one or several basic waveforms, but the Amiga lets you define your own waveforms. And since one channel can modulate (affect) another, it's possible to create extremely sophisticated sounds. Any single channel can simulate a complex waveform, so individual channels can make sounds which would require several channels on other computers. Two of the four channels are assigned to each of the Amiga's stereo outputs, so realistic stereo effects are fairly easy to achieve. The Amiga version of "Switchbox," found elsewhere in this issue, creates stereo effects by switching sounds back and forth between the two stereo outputs.

Moving The New Proofreader's Checksum

When I use the "Automatic Proofreader" with my Commodore 64, the checksum is displayed too high on my screen to be visible. Is there any way to modify the program so it prints the checksum lower on the screen?

Melvin Baral

EPYX PRESENTS LUCASFILM GAMES™ RESCUE ON FRACTALUS!™



You've joined an elite Rescue Squadron, flying to the hostile planet Fractalus to confront the ruthless enemy Jaggies head on. The mission is a treacherous one for, as everyone

knows, the cyanitric acid atmosphere on Fractalus is fatal and Jaggie saucers are cunning. You're needed to rescue Ethernorps pilots shot down and stranded on that brutal planet, and to help lead our forces to victory . . . for the merciless Jaggie onslaught must be stopped to preserve the future of our galaxy.

Rescue on Fractalus! is a rescue and space action game with realistic 3-D flight simulation. You pilot your Valkyrie Fighter through the canyons and around the mountain peaks of the planet Fractalus to rescue fellow

pilots, do battle with enemy saucers and destroy enemy gun emplacements.

We supply the Long Range Scanner, Dirac Mirror Shield and Anti-Matter Bubble Torpedoes . . . YOU supply the skill and guts! Take the challenge: The perils of Fractalus await you.

	C64/128	ATARI	APPLE
<i>Rescue on Fractalus!</i>	✓	✓	✓



EPYX
COMPUTER SOFTWARE

1043 Kiel Ct., Sunnyvale, CA 94089

Strategy Games for the Action-Game Player®



© 1985 LFL

* See specially marked boxes for details. No purchase necessary. Sweepstakes ends Dec. 31, 1985. Official rules available at participating dealers.

Lucasfilm Games, Rescue on Fractalus!, and all elements of the game fantasy: TM & © 1985 Lucasfilm Ltd. (LFL). All Rights Reserved. Epix, Inc., Authorized User. ®: Registered Trademark of Epix, Inc.

www.commodore.ca

The problem you mention is typical of TV sets or monitors that suffer from severe overscan (they can't display all of the picture on the screen). If you can't adjust the picture to include the top screen line, you'll have to modify the program. In this issue, we're introducing the "New Automatic Proofreader" for Commodore computers, which works on the 64, 128, VIC-20, Plus/4, and 16. Though it's designed to print the checksum in the upper-left corner of the screen, the new Proofreader can be made to print it elsewhere. First, follow the instructions in the article for typing and saving the new Proofreader. Then reload it and make the following changes:

- In line 80, change 20570 to 20551.
- In line 110, change 22054 to 22035.
- In line 190, change 19 to 0.

Now resave the program, using a different filename so you can tell it apart from the original version. The modified Proofreader prints the checksum just below the last line entered, rather than at the top of the screen. You can either type the next line number over the checksum, or move the cursor down to the next blank line and then start typing. Since this modification makes the Proofreader less convenient for listing and rechecking a group of existing program lines, you probably won't want to make this change unless it's absolutely necessary.

Checking Apple DOS From BASIC

How can an Apple II BASIC program check to see which operating system is running?

P. Nyman

There are quite a few differences between DOS 3.3 and ProDOS, but with a little care, a BASIC program can run under either operating system. You can tell which system is active by PEEKing memory location 48640. This is the start of the BASIC System Global Page in ProDOS, and contains operating system variables which a BASIC programmer might want to read or change. Since the page begins with a machine language JMP (jump) instruction, this first byte has a value of 76 under ProDOS. When you use DOS 3.3, the same byte contains 208. Here's a simple routine that does what you want:

```
10 IF PEEK(48640)=76 THEN PRINT
  "PRODOS INSTALLED":GOTO 30
20 PRINT "DOS 3.3 INSTALLED"
30 REM PROGRAM CONTINUES HERE
```

Atari Compiler Problem

I own an Atari 800XL and frequently use Datasoft's BASIC Compiler to compile my own BASIC programs. I recently tried to compile a public domain terminal program called "Amodem 7.1," with unsatisfactory results. The

compiler won't accept statements that GOTO or GOSUB a variable or expression. The author of the terminal program used the common memory-saving technique of defining often-used numbers as variables (C1=1, and so on). I have converted the variables back to numbers, but the GOTO and GOSUB statements still refer to expressions (for instance, GOTO 3*C100 instead of GOTO C3*C100). Can you write a routine that will take me the rest of way, or lead me on the right track?

Dennis Brenner

Since we don't have the terminal program in question, we can't give a specific answer. However, it's not very practical to write a routine that will solve your problem automatically. You'll need to analyze each of the problem statements to determine whether it always branches to the same destination, or branches to different destinations depending on the controlling variable's value. To explain, say that you find the statement GOTO C3*C100 and discover that C3=3 and C100=100. If it's clear that the values of C3 and C100 never change, you can replace the statement with GOTO 300. However, the primary reason for using a variable expression with GOTO or GOSUB is to permit the program to branch to a variety of destinations depending on the variable's value.

For example, say that you find the same statement (GOTO C3*C100) and discover that C3 may have the values 1, 2, or 3 when this statement executes. Program flow will branch to line 100, 200, or 300, depending on the value of C3. In this case, you can't replace the expression with a constant, since that would limit the branch to only one destination. The best alternative is to substitute ON-GOTO and ON-GOSUB. For instance, the statement ON C3 GOTO 100, 200, 300 branches to line 100 when C3=1, line 200 when C3=2, and so on. To make this work, you must determine all the possible values that the controlling variable (C3 in this case) might have, and compute all the destinations that might be generated by that expression. Once that's done, you'll know which line numbers to put at the end of the ON-GOTO or ON-GOSUB statement.

Most BASIC compilers accept only a subset of all the commands in BASIC, so it's possible that yours might not handle ON-GOTO or ON-GOSUB, either. If that's the case, you could replace the original statement with a string of IF-THEN-GOTO statements (IF C3=1 THEN GOTO 100, IF C3=2 THEN GOTO 200, etc.). This construction is less efficient, but should work with almost any compiler. Tradeoffs of this sort are inevitable when compiling programs that weren't designed to be compiled.

Saving IBM PC Screens

I'm writing a BASICA painting program for the IBM PC that does all the drawing with PUT commands. But I need to know how to save a picture to disk so my work isn't lost when I turn the computer off. I know you can store an entire screen in an array with a GET command like this:

```
10 DIM V(4001)
20 GET (0,0)-(639,199),V
```

How can I save the contents of this array to disk?

David Short

It's a simple operation in BASICA. The VARPTR function can tell you the memory location where any array is stored, and BSAVE can save the contents of any block of memory, including arrays or other variables. Since each element of the array occupies four bytes, you must save 16004 (4*4001) bytes of memory. Use VARPTR(V(0)) to find the location of the first element in the array. This statement saves the array V in a file called PICTURE:

```
30 BSAVE "PICTURE",VARPTR(V(0)),16004
```

Here's a complementary program to load the same picture from disk and display it on the screen. Don't forget to DIMension the array before performing this operation.

```
10 DIM V(4001)
20 BLOAD "PICTURE",VARPTR(V(0))
30 PUT (0,0),V,PSET
```

Embedded BASIC Words

I usually pay little or no attention to spacing when typing BASIC programs, but when using "MLX II" to type in a program from the December 1985 issue of COMPUTE!, I ran into a puzzling problem. Everything worked fine until I tried to load data and received the message SYNTAX ERROR IN LINE 830. I rechecked the line and found that everything was correct, except that I hadn't used the same spacing shown in the magazine listing. When I corrected the spacing, the program worked perfectly. After a little further investigation, I discovered that the space causing the problem was between ST and AND. Why does that space make such a difference?


Jim David

Here's what that portion of line 830 looks like:

```
IF ST AND(I<>B)THEN F=2
```

Both AND and ST are reserved words in Commodore BASIC, meaning that BASIC lets you use them for only one purpose. ST (Status) is a reserved variable that indicates the status of input/output operations like loading or saving to disk. AND

COMPUTE!'s PROGRAMMER'S GUIDES



Everything you need for successful, entertaining, and challenging programming on your Amiga, Atari ST, or Commodore 128 computer.

Each book is carefully written in COMPUTE!'s lively, understandable style to help even beginning programmers learn the ins and outs of their personal computers.

COMPUTE!'s 128 Programmer's Guide

ISBN 0-87455-031-9

Editors of COMPUTE! 464 pages

Written and compiled by the most technically proficient authors in consumer computing today, the technical staff of COMPUTE! Publications, this guide to the powerful Commodore 128 computer contains a wealth of information for every programmer. Explore BASIC 7.0 through countless hands-on examples and sample programs. Learn how to create dazzling graphics and sophisticated sounds in both BASIC and machine language. See how to program peripherals, such as disk drives, printers, and modems. Enter the world of CP/M, just one of the three modes of the 128. There are even chapters introducing you to machine language programming and the computer's method of managing memory. *COMPUTE!'s 128 Programmer's Guide* includes numerous appendices covering everything from error messages to memory maps.

\$16.95

Look for these new books at a bookstore or a computer store near you. Or order directly from COMPUTE! Books. Call toll-free 1-800-346-6767. In NY call 212-887-8525.

COMPUTE!'s ST Programmer's Guide

0-87455-023-8

Editors of COMPUTE!

Complete and comprehensive, yet easy to understand, *COMPUTE!'s ST Programmer's Guide* is a must-buy for any Atari ST owner. The technical staff of COMPUTE! Publications has put together a reference guide to programming that takes the reader through every aspect of this newest Atari personal computer. Logo and BASIC, the two programming languages now available for the machine, are explored in detail. From programming concepts to writing programs, the scores of ready-to-type-in examples show just what can be done, and how to do it. Advanced features of this new-generation computer, such as GEM and TOS, the ST's user interface and operating system, are illustrated as readers write their own applications. Valuable appendices provide information programmers need, including GEM VDI opcodes and a list of ST resources.

\$16.95

COMPUTE!'s Amiga Programmer's Guide

0-87455-028-9

Edited

Covering AmigaDOS, BASIC, Intuition, and the other important programming tools which accompany the new Amiga, *COMPUTE!'s Amiga Programmer's Guide* is a clear and thorough guide to the inner workings of this fascinating, new-generation computer. The great speed of its 68000 microprocessor, coupled with the versatility of the Amiga-specific graphics and sound chips, makes the Amiga one of the most powerful computers available today. Written by the technical staff of COMPUTE! Publications, the most technically knowledgeable authors in computing today, this book is your key to accessing the Amiga's speed and power.

\$16.95 (March Release)

COMPUTE! Publications, Inc. 
One of the ABC Publishing Companies

COMPUTE! books are available in the U.K., Europe, the Middle East, and Africa from Holt Saunders, Ltd., 1 St. Anne's Road, Eastbourne, East Sussex BN21 3UN, England.

is a logical operator which in this case connects the value of ST with the value of the expression (I<>B).

Typing `STAND(I<>B)` instead of `ST AND(I<>B)` makes the computer see a third reserved word in the line—the numeric function `TAN` (`TANgent`). Since `TAN`, like other functions, must be followed by something inside parentheses, the computer responds with a syntax error message when it finds the letter `D` instead of a left parenthesis. That's a nutshell explanation for the error. But you may still wonder why the computer sees `TAN` inside the word `STAND`. After all, the words `ST` and `AND` seem to be there as well.

The short program below shows exactly why `TAN` appears. Don't worry about the fact that line 10 looks strange. We're not going to execute that line—it's only there to let us examine how `BASIC` handles these reserved words.

```
10 :ST:TAN:AND::STAND::
20 PRINT CHR$(14);CHR$(147)
30 FOR J=0 TO 19:POKE 1024+J,
   PEEK(2049+J):POKE 55296+J,1:NEXT
```

After typing the program, enter `GOTO 20` and press `RETURN` (don't start the program with `RUN`). Line 30 `PEEKs` the first 20 bytes of `BASIC` program space and displays their contents on the screen, showing you how the computer stores line 10 in memory. As you'll see, the reserved variable `ST` is stored as the ASCII characters `S` and `T`, exactly what you typed in. This is the way all variable names are stored. However, both `TAN` and `AND` are changed into one-byte tokens, which appear here as reverse video characters. Most `BASIC` words are tokenized—compressed into a single numeric value—to save space and make `BASIC` run faster. Between the double colons we placed in the line as markers, you can see how the computer handles the character sequence `S-T-A-N-D`. When it tokenizes a `BASIC` line, the computer reads from left to right, just as you do. The initial `S` in `STAND` is left unchanged, since it isn't part of a keyword that can be tokenized. Next, the computer finds the characters `T-A-N`, which it replaces with the one-character token for `TAN`. That leaves the character `D`, which is also left unchanged.

After `TAN` is tokenized, the computer can't possibly see `ST` or `AND` (`T` and `AN` are missing), so the line can't work as intended. In this case, it was coincidental that the combination of two reserved words made a third reserved word. However, the same thing would happen if you omitted a space between `ST` and the logical operator `OR`. When the computer scans the characters `S-T-O-R`, it changes the embedded keyword `TO` into a token. For similar reasons you should be careful not to use variable names like `TOP`, `NOTE`, or `FORK`, which also contain embedded `BASIC` words (`TO`, `NOT`, and `FOR`).

Arabian Atari Revisited

In the December 1985 "Readers' Feedback" you printed a letter from Nour Abdullah Al-Rasheed asking how to make the cursor on his Atari computer move from right to left. He may want to consider a hardware solution. The images displayed by a television set or monitor are placed on the screen by vertical and horizontal deflection circuits. An experienced electronics technician who's familiar with video displays should be able to examine the schematic for that device and determine which wires control horizontal deflection. By rewiring that circuit, the technician could bring about the desired change. This modification should probably be considered permanent; and it may require some adjustment of normally untouched internal controls to get a satisfactory picture. While it might be possible to install a switch that would let you flip back and forth between display modes, the technician would have to use special insulating spacers and take pains to protect the operator from the very high voltages involved.

Jim Taylor

Thanks to you and the other readers who suggested this solution. As you point out, the circuitry involved carries extremely high voltages that can cause very serious injury, so this type of modification must be performed by a fully qualified technician. Unless you fit that category, don't even consider poking around inside your TV or monitor. You may cancel any warranty which is in effect, and run a serious risk of injuring yourself as well as the device.

Refurbishing Tip

I really appreciate the article "Refurbish Your 64" from the December issue of *COMPUTE!*. Here is an additional convenience feature. If you change line 3470 to read as follows, you won't have to enter the direct mode statements (`POKE 55,0:POKE 56,160:POKE 643,160:POKE 644,160:NEW`) after the program is run.

```
3470 READ A0:IF A0=99999 THEN
   POKE253,253:SYS49194:POKE643,0
   :POKE644,160:NEW
```

Albert Alarie

Thanks for the tip.

TI Music

I have seen TI-99/4A programs that create music with `DATA` statements. Please show me how this is done.

Tim Huemmer

Though the `DATA` statements play a part in the process, the TI actually makes

sound with `CALL SOUND`. Here's the simplest form of the statement:

`CALL SOUND(d,f,v)`

The first value in parentheses (`d`) sets the duration for the sound. The second value (`f`) sets the frequency, and the third (`v`) sets the volume. `CALL SOUND` lets you produce as many as four tones at once, so with a statement like `CALL SOUND(d,f1,v1,f2,v2,f3,v3)` it's possible to create a three-note chord. In this case, `f1`, `f2`, and `f3` represent the frequencies of the three notes, and `v1`, `v2`, and `v3` represent their respective volumes. Of course, in a program you'd substitute real numbers or variables inside the parameters.

Where do `DATA` statements come into the picture? In most cases, it's simplest to read the music data from `DATA` statements and assign it to variables inside parentheses in `CALL SOUND`. This saves program space and makes the music data easier to understand and modify. Here's a short example of how it's done:

```
100 V=5
110 FOR I=1 TO 5
120 READ D,F1,F2,F3
130 CALL SOUND(D,F1,V,F2,V,F3,V)
140 NEXT I
150 DATA 1500,262,330,390
160 DATA 250,262,349,440
170 DATA 1500,262,349,415
180 DATA 250,277,349,415
190 DATA 1500,277,370,466
200 DATA 250,262,392,466
```


This program plays five three-note chords. Line 100 assigns the value 5 to the variable `V`. Since the `CALL SOUND` statement uses `V` to set the volume for every note, it stays the same throughout the program. Line 120 `READs` in new `DATA` items for each chord, setting the duration with the variable `D` and the three note frequencies with variables `F1`, `F2`, and `F3`. The frequency values for the notes are found in the appendix in the TI User's Reference Guide. You can read more about TI sound in *COMPUTE!*'s Programmer's Reference Guide to the TI-99/4A by C. Regena. Several of her monthly columns in *COMPUTE!* have also covered this topic.

Commodore B128 Users' Group

I was glad to see that Jim Butterfield's dynamic keyboard articles (*COMPUTE!*, October–December 1985) included some references to the Commodore B128 (called the B700 in Europe). As you may know, the international B128 user group is sending out 13,000 newsletter/membership applications to B128 owners in North America and B700 users in Europe. The group currently has 1,500 members, and membership is rapidly increasing. Our disk library is also off to a good start, and offers a variety of public domain

Explore Pascal with

THE TURBO PASCAL HANDBOOK from **COMPUTE!**



The Turbo Pascal Handbook Edward P. Faulk

With *The Turbo Pascal Handbook* and *Turbo Pascal* from Borland International, you'll be gently guided, step-by-step, until you're creating your own powerful applications in this impressive computer language.

\$14.95 ISBN 0-87455-037-8

This information-packed book from **COMPUTE!** is an outstanding resource and programming guide. And it's written in **COMPUTE!**'s bestselling style so that even beginning programmers can quickly and easily understand all the applications.

Ask for *The Turbo Pascal Handbook* at your local computer store or bookstore. Or order directly from **COMPUTE!**. Call toll free 1-800-346-6767 (in NY 212-887-8525) or mail the attached coupon with your payment (plus \$2.00 shipping and handling per book) to **COMPUTE! Books**, P.O. Box 5038, F.D.R. Station, New York, NY 10150.

Note: You'll need *Turbo Pascal* in order to use this book. The software is not included with *The Turbo Pascal Handbook*.

Yes! Send me _____ copies of *The Turbo Pascal Handbook* at \$14.95 each.
My payment is enclosed.

ALL ORDERS
MUST BE
PREPAID IN
U.S. FUNDS

Subtotal _____
NC residents add 4.5% sales tax _____
Shipping and handling _____
(\$2.00 per book in U.S. and surface
mail; \$5.00 per book airmail.)

☐ Payment enclosed (check or money order)
☐ Charge ☐ Visa ☐ MasterCard ☐ American Express

Total enclosed _____

Account No. _____ Exp. Date _____
(Required)

Name _____

Address _____

City _____ State _____ Zip _____

Please allow 4-6 weeks for delivery.

36303711

COMPUTE! Publications, Inc. 

One of the ABC Publishing Companies
825 7th Avenue, 6th Floor, New York, NY 10019

Publishers of **COMPUTE!**, **COMPUTE!**'s Gazette, **COMPUTE!**'s Gazette Disk, **COMPUTE!** Books, and **COMPUTE!**'s Apple Applications

 www.commodore.ca

programs to members. Interested B128/B700 owners may obtain membership information at the following address:

B128/B700 User's Group
Attn: Norman Deltzke
4102 North Odell
Norridge, Illinois
USA 60634

Thanks to reader John A. Francis for supplying this information.

Booting PCjr In 80 Columns

I own an IBM PCjr, as do many of my coworkers. We would all like to know if there is any way to make the PCjr boot DOS 2.1 in an 80-column format instead of 40 columns. Presently, to get DOS in 80 columns, I execute the program "Rebound" which was published in COMPUTE!. I then press Fn-Break, and the DOS prompt appears in 80 columns. Can you show me a simpler way?

Martin Gappa

No tricks are needed to get 80 columns on the PCjr, since DOS has a command specifically for that purpose. Just type **MODE 80** at the DOS prompt with the DOS disk in the drive. To get back to 40 columns, type **MODE 40**. Additional parameters let you shift the display left or right to center

it on the screen. **MODE 80,L** shifts the display two characters to the left, and **MODE 80,R** shifts to the right. A third parameter, **T**, displays a test pattern on the screen for precise alignment. For example, **MODE 80,R,T** shifts the display to the right and prints the digits 0-9 eight times across the screen. Then you're asked if you can see the leftmost 0. If you can't, press **N** and the display shifts again followed by the same prompt. Press **Y** to return to the DOS prompt.

You can make the computer automatically switch to 80 columns when it's turned on by using a batch file. To create the batch file, insert one of your disks with system files on it and enter the command **COPY CON AUTOEXEC.BAT**. Then type **MODE 80** and press the **F6** function key (**Fn-6**) followed by **Enter**. When the drive stops spinning, display the directory: You should see the file **AUTOEXEC.BAT**. This file is automatically executed when you turn on the computer. For more information about batch files, see "All About IBM Batch Files" in the September and October 1985 issues of COMPUTE!. Since **MODE** is an external DOS command, you must also have the file **MODE.COM** on the same disk. To add this feature to all your boot disks, use the **COPY** command to copy both **AUTOEXEC.BAT** and **MODE.COM** to each disk. ©

COMPUTE! Subscriber Services

Please help us serve you better. If you need to contact us for any of the reasons listed below, write to us at:

COMPUTE! Magazine
P.O. Box 10954
Des Moines, IA 50340

or call the Toll Free number listed below.

Change Of Address. Please allow us 6-8 weeks to effect the change; send your current mailing label along with your new address.

Renewal. Should you wish to renew your **COMPUTE!** subscription before we remind you to, send your current mailing label with payment or charge number or call the Toll Free number listed below.

New Subscription. A one year (12 month) US subscription to **COMPUTE!** is \$24.00 (2 years, \$45.00; 3 years, \$65.00. For subscription rates outside the US, see staff page). Send us your name and address or call the Toll Free number listed below.

Delivery Problems. If you receive duplicate issues of **COMPUTE!**, if you experience late delivery or if you have problems with your subscription, please call the Toll Free number listed below.

COMPUTE!
1-800-247-5470
In IA **1-800-532-1272**

Help "Design" the On-Line Service of the Future!

Answering these questions can help you get more out of your PC...and determine if you qualify for a valuable free offer...

- Take this opportunity to try the new service at no charge in exchange for your feedback on the survey.
- Join scores of PC owners in this exciting developmental opportunity. It's like being there for the design of the PC or some new software.

1. What make and model of PC do you own?
☐ Commodore 64 or 128 ☐ Apple II
☐ IBM PC or Compatible ☐ Other _____
make/model
2. Do you own a disk drive? ☐ Yes ☐ No
3. Do you own a modem? ☐ Yes ☐ No
☐ No, but plan to buy within 6 months
4. Have you ever tried an on-line service? ☐ Yes ☐ No
If yes, would you consider using one? ☐ Yes ☐ No
If no, would you consider trying one? ☐ Yes ☐ No
5. Which of these credit cards do you use?
☐ VISA ☐ MasterCard
☐ American Express ☐ None

6. Please rate the following on-line services and features according to your own personal needs. (Use a 1 to 5 point scale, where "5" means "extremely important" and "1" means "not important at all.")

Services	Rate 1-5	Features	Rate 1-5
Current news/sports	_____	Low cost—pennies/minute	_____
Banking services	_____	No monthly subscription fees or minimums	_____
Encyclopedia	_____	Local phone access	_____
On-line shopping	_____	Fast and easy to learn, understand and use	_____
Advice from computer experts	_____	English language command structure	_____
Airline reservations	_____	Billable to credit card	_____
On-line communications with other PC owners	_____		

THANK YOU. Please print the following information, so we can contact you if you qualify for the free offer or if we have any questions.


Your Name _____
Address _____ Apt. No. _____
City/State/Zip _____
() _____
Phone _____

See if you qualify for a free offer on this new service. Complete and mail survey today to...On-Line Service Survey. Attention: Steve Elliott, 625 N. Michigan Ave., Suite 1900, Dept. 8803, Chicago, Illinois 60611.

CM-LB


FREE SOFTWARE

Now Get Up To 200 FREE Programs When You
Subscribe to **COMPUTE!** Today



Subscribe to **COMPUTE!** today and you'll be getting a lot more than just another computer magazine. That's because **COMPUTE!** comes complete with up to 20 FREE programs in each big issue.

Subscribe now and you can depend on a steady supply of high quality, fun-filled programs like Cash Flow Manager, Speed Ski, Turtle Pilot, Boggler, Text Plot, Retirement Planner, and hundreds of other educational, home finance, and game programs the entire family can use all year long.



The free programs alone are worth much more than the low subscription price. But there's more to **COMPUTE!** than just free programs.

COMPUTE!'s superb articles deliver the latest inside word on everything from languages to interfaces...programming to disk drives. And our up-to-the-minute software reviews are must reading for any home user.




Whether you're a novice or an experienced user, **COMPUTE!** is perfect for you. So subscribe today. Return the enclosed card or call 1-800-247-5470 (in Iowa 1-800-532-1272).

COMPUTE! Publications, Inc. 

One of the ABC Publishing Companies
825 7th Avenue, 6th Floor, New York, NY 10019
Publishers of COMPUTE!, COMPUTE!'s Gazette, COMPUTE!'s Gazette Disk, COMPUTE! Books, and COMPUTE!'s Apple Applications

**** FREE SOFTWARE ** FREE SOFTWARE ** FREE SOFTWARE ****



THE FUTURE OF MASS STORAGE

Selby Bateman,
Features Editor



Dramatic changes are occurring in the ways we store computer information. Technological advances and lower production costs are affecting both magnetic and optical data storage media. Traditional 5¼-inch floppy disks are giving way to 3½-inch microfloppies. Hard disk drives are rapidly becoming cost effective for average users. And low-power lasers are making optical storage technology the medium of the future. Here's a look at how far and how fast data storage technology has come, and where it's headed next.

Just when we think we're getting used to the pace of change, technology surprises us again. Consider the following important changes to the ways we store computer data:

- Apple Computer introduces its UniDisk 3.5, a 3½-inch disk drive for the Apple IIe and the Apple IIc computers that can store up to 800K (kilobytes) of information, more than five times the amount of the standard Apple 5¼-inch drives.
- New 3½-inch drives are included as standard storage systems for Atari's 520ST and Commodore's Amiga, joining Apple's Macintosh which was introduced with the drive in 1984. Industry sources believe IBM will also begin using the faster, more powerful 3½-inch drives sometime in 1986.
- Blue Chip Electronics says it plans to offer a 3½-inch disk drive for the Commodore 64, tentatively priced at about \$100. Commodore insiders admit that they already have the technology to offer a 3½-inch drive and a 10-megabyte hard disk drive for the 64 and 128 (although no plans to market these peripherals have yet been announced). Atari also has been considering a 3½-inch disk drive for its line of eight-bit computers.
- Haba Systems is marketing a low-priced (\$699) 10-megabyte (10,240-kilobyte) hard disk drive for the Atari ST. Prices for 10- and 20-megabyte hard disks fall as low as \$400 for some computers. Hard disks on a card are announced for the IBM PC.
- Toshiba, Hitachi, Philips, and several other companies announce CD-ROM (Compact Disc-Read Only Memory) players that can store entire encyclopedias or massive software libraries on just a portion of a 4¾-inch optical laser disc.
- Maxell Corporation shows a new 2½-inch microfloppy disk drive that it plans to sell to manufacturers for use in laptop computers. The company also announces a 5¼-inch erasable, reusable optical laser disc, which is to be marketed by 1987, and a new high-density perpendicular magnetic recording disk that packs up to 100K of data per inch.

Trusted Software and

Language Software

XREF-128 & XREF-64

BASIC cross-reference

Indispensable tool for BASIC programmers. Finds all references to variables, constants & line numbers. Sorts in alphabetical order. C-64 \$17.95
C-128 \$17.95



ASSEMBLER/MONITOR

Macro assembler and extended monitor. Supports all standard functions plus floating point constants. Monitor supports bank switching, quick trace, single step, more. \$39.95

LDA JSR DEC
INX INY NOP
ROR BRK JMP TAX
ROL STA STY INC
PLA RTS CMP STX
SEC PLP SED

SUPER PASCAL

Full Pascal supports graphics, sprites, file management, more. Supports pointers, dynamic memory management, machine language. Compiles to fast 6510 machine code. C-64 \$59.95
C-128 \$59.95



SUPER C COMPILER

Full compiler, Kernighan & Ritchie standard, but without bit fields. Includes powerful editor (41K source file); compiler, library (supports many functions) and linker. C-64 \$79.95
C-128 \$79.95



FORTH LANGUAGE

Based on Forth 79 (+ parts of '83). Supports hires graphics and sound synthesizer. Full screen editor, programming tools, assembler, samples, handbook. \$39.95



MASTER

Professional development package for serious applications. Indexed file system, full screen & printer management, programmer's aid, multi-precision math, royalty-free runtime, more. \$39.95



VIDEO BASIC

Add 50+ graphic, sound and utility commands to your programs with this super development package. Free distribution of RUNTIME version - no royalties! \$39.95




ADA TRAINING COURSE

Teaches you the language of the future. Comprehensive subset of language. Includes: editor; syntax checker, compiler; assembler; disassembler, handbook. \$39.95



For Commodore Computers

Reference Books



ANATOMY OF C-64 Insider's guide to the '64 internals. Graphics, sound, I/O, kernel, memory maps, and much more. Complete commented ROM listings. 300pp \$19.95

ANATOMY OF 1541 DRIVE Best handbook on this drive, explains all. Filled with many examples programs and utilities. Fully commented 1541 ROM listings. 500+pp \$19.95

MACHINE LANGUAGE FOR C-64 Learn 6510 code & write fast programs. Many samples and listings for complete assembler, monitor and simulator. 200pp \$14.95

GRAPHICS BOOK FOR C-64 Best reference, covers basic and advanced graphics. Sprites, Hires, Multicolor, 3D-graphics, IRQ, CAD, projections, curves, more. 350pp \$19.95

TRICKS & TIPS FOR C-64 Collection of easy-to-use techniques: advanced graphics, improved data input, enhanced BASIC, CP/M, data handling and more. 275pp \$19.95

1541 REPAIR & MAINTENANCE Handbook on the drive's hardware. Includes schematics & techniques to keep 1541 running. Align drive w/ & w/o scope. Large handbook size. \$19.95

ADVANCED MACHINE LANGUAGE Subjects not covered elsewhere: video controller, interrupts, timers, I/O, extensions to BASIC. Tips for the serious programmer. 210pp \$14.95

PRINTER BOOK C-64/VIC-20 Understand Commodore, Epson compatible printers & 1520 plotter. Utilities, screen dump, 3D-plot, commented MPS-801 ROM listings. 330pp \$19.95

SCIENCE/ENGINEERING ON C-64 In-depth introduction to computers in science. Some topics covered are chemistry, physics, astronomy, electronics & others. 350pp \$19.95

CASSETTE BOOK C-64/VIC-20 Make your cassette run faster than a disk drive! Cassette data-base, disk to tape backup, tape to disk, FastTape operating system. 225pp \$14.95

Productivity Tools

TECHNICAL ANALYSIS SYSTEM

A sophisticated charting and technical analysis system for serious investors. By charting and analyzing the past history of a stock, TAS can help pinpoint trends & patterns and predict a stock's future. TAS lets you enter trading data from the keyboard or directly from online financial services. \$59.95



PERSONAL PORTFOLIO MANAGER

Complete portfolio management system for the individual or professional investor. Allows investors to easily manage their portfolios, obtain up-to-the minute quotes & news, and perform selected analysis. \$39.95

Tot Report

Portfolio: port test

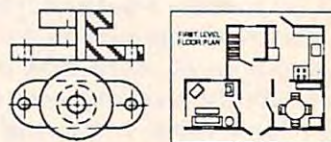
Alias: Boidi 1805 Boudier 311 Q1 Mid Rapid USA 4818

10/11/1985

Symbol	Type	Unit	Per Share	Close Date	Cost	Price	Q1	Q2	Q3	Q4
IBM	Stock	50	84.25/1485	10/11/1985	5767.15	8197.80	830.87	17.34	27	
MS	Stock	50	8.75/2185	10/11/1985	807.15	1038.00	127.74	14.08	27	
					6214.40	7332.81	1058.61	14.87		

CADPAK

A deluxe graphics design and drawing package. Use with or without an optional lightpen to create highly-detailed designs. With dimensioning, scaling, text, rotation, object libraries, hardcopy. C-64 \$39.95
C-128 \$59.95



DATAMAT

Powerful, easy-to-use data management package using menu selections. Free-form design, 50 fields/record, 2000 records/disk. Sort on multiple fields in any combination. Complete selection and formatting for printing reports. \$39.95



Authoritative Books

From Abacus Software
...a name you can count on



BOOKS COVERING THE C-128

IDEAS FOR USE ON C-64 Themes: auto expenses, calculator, recipe file, stock lists, diet planner, window advertising, others. Includes all program listings. **200pp \$12.95**

COMPILER BOOK C-64/C-128 All you need to know about compilers: how they work, creating your own and generating the final machine code. **300pp \$19.95**

Adventure Gamewriter's Handbook A step-by-step guide to designing and writing your own adventure games. Adventure game generator & four example games. **200pp \$14.95**

PEEKs & POKes FOR THE C-64 Includes in-depth explanations of PEEK, POKE, USR, and other BASIC commands. Learn the "inside" tricks about your '64. **200pp \$14.95**

OPTIONAL DISKETTES FOR BOOKS For your convenience, the programs contained in each of our books are available on diskette. All program thoroughly tested & error-free. Specify title of book when ordering. **\$14.95 each**

C-128 INTERNALS Detailed guide presents the 128's operating system, explains the graphics chips, Memory Management Unit, and commented listing of Kernal. **500+pp \$19.95**

1571 INTERNALS Insider's guide for novice and advanced users. Covers sequential & relative files, and direct access commands. Describes important DOS routines. Commented DOS listings. **500+pp \$19.95**

C-128 TRICKS & TIPS Chock full of info for everyone. Covers 80 column hi-res graphics, windowing, memory layout, Kernal routines, sprites and more. **300 pp \$19.95**

CP/M ON THE C-128 Essential guide to using CP/M on your 128. Simple explanations of the operating system, memory usage, CP/M utility programs, submit files and more. **\$19.95**

COMPUTER AIDED DESIGN on your C-128 or 64. Create a CAD system using programs provided. Covers 3D objects & rotation, MACROS, hatching, zooming, mirroring, line widths, dashed lines, more. **300 pages \$19.95**

Special Feature

BASIC 128

BASIC-128 is the *complete* compiler and development package for speeding up your BASIC programs.

BASIC-128 gives you many options: flexible memory management; choice of compiling in machine code, p-code or a mixture of both; use of a 40 or 80 column monitor; compiling in FAST-mode; etc.

The extensive 80-page programmer's guide covers: all compiler options; error handling; array dimensioning; integer loops; interrupting compiled programs; BASIC extensions; memory usage; input/output handling; 80 column hi-resolution graphics.

BASIC-128 is the compiler for the programmer interested in optimizing the speed and performance of their BASIC programs and protection of their invaluable programming techniques.

C-128 \$59.95
C-64 \$39.95

Ordering Information

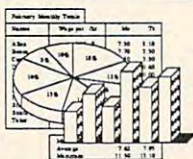
XPER

Capture your information on XPER's knowledge base and let this first *expert system* for Commodore computers help you make important decisions. Large capacity. Complete with editing & reporting. **\$59.95**



POWERPLAN

One of the most powerful spreadsheets with integrated graphics for your Commodore computer. Includes menu or keyword selections, online help screens, field protection, windowing, trig functions and more. PowerGraph lets you create integrated graphs and charts from your spreadsheet data. **\$39.95**



QUICKCOPY V2.0

Back up your valuable data with the fastest disk copier we've seen to date. Copies an entire disk in two and a half minutes on two drives or three and a half on one. **\$19.95**



CHARTPAK

Make professional-quality pie, bar and line charts, and graphics from your data. Includes statistical functions. Accepts data from CalcResult and MultiPlan. C-128 has 3X the resolution of the C-64 version. Outputs to most printers. **C-64 \$39.95**
C-128 \$39.95



Abacus Software



P.O. Box 7211 Grand Rapids, Michigan 49510

For Postage and handling include \$4.00 per order. Foreign orders include \$10.00 per item. Money order and checks in U.S. Dollars only. MasterCard, VISA and American Express accepted. Michigan residents please include 4% sales tax.

For fast service call (616) 241-5510 Telex 709-101

For free catalog, please return this coupon or a copy to:
Abacus Software, P.O. Box 7211, Grand Rapids, MI 49510

PHONE: (616) 241-5510

Name _____
Address _____
City _____
State _____ Zip _____

3/86

• Sony announces a *writable* optical laser disc storage system for computer use in business, science, and major archival applications capable of storing up to 3.2 *gigabytes* (3,276 megabytes, or 3,354,624 bytes) per disc.

Virtually every week, another advance in data storage technology surfaces within the computer industry. What's going to happen to all of the 5¼-inch floppy disks we're using now? Listen to Maxell's Ted Ozawa, vice president of the computer products division: "While we expect floppy disks to continue as a major industry factor for at least the next ten



Apple Computer's UniDisk 3.5 is a double-sided floppy disk drive that stores 800K of data, one of a growing number of 3½-inch drives for popular microcomputers.

years, new technologies offering more portability or more storage capacity are being developed more quickly than previously anticipated."

Ozawa's comments are being echoed throughout the computer industry as breakthroughs in storage technology are coupled with swiftly falling prices. Even casual computer users are beginning to think in terms of megabytes—and, with CD-ROMs, gigabytes.

The computer industry is rapidly advancing in two related areas of technology. The most immediate and visible changes are the advances in magnetic technology, ushering in low-cost, high-capacity disks and drives for the mass market. At the same time, a second technology is gaining speed, less

visible but more important in the long run: laser discs designed for audio and video players are being tailored to computer data storage.

To understand the economies of scale involved with recent data storage improvements, consider that a typical 5¼-inch double-density IBM floppy disk holds approximately 360K of information. (By comparison, a Commodore 64 disk holds about 170K.) A double-sided 3½-inch disk contains approximately 800–880K of data. And an optical laser disc typically holds 550 megabytes, or the equivalent of almost 1,500 floppy disks (more than 3,500 Commodore 64 disks; more than 4,000 Apple II disks).

Such capacities are a far cry from the data storage devices used by many of the early microcomputer owners. A few years ago, modified audio cassette recorders were common storage devices on personal computers. They were inexpensive and usually reliable. Purchasers of Commodore VIC-20s, for example, and later Commodore 64 buyers, generally used Commodore Datasette recorders as a way to get started in computing for a fraction of the cost of a disk drive.

As with so much in the microcomputer field, magnetic tape storage was a descendant from mainframe computer systems. A cassette tape is a *sequential* access device. That is, tape moves sequentially across a recording head. In order to get to a program at the end of the tape, all of the preceding tape has to pass by the head first. The result is a frustratingly slow access time. More recent magnetic tape storage devices have used improved technology—data compaction, shorter loop tapes, and faster speeds—to remain competitive, at least as backup systems for hard disk drives.

With the advent of circular magnetic disks, also descendants of mainframe systems, many computer users decided to switch to the new medium. Although more expensive, *random* access storage offered significantly greater speed. A moveable read/write head could find information anywhere on the spinning disk almost instantaneously. The first floppy disks were either 8 inches (from IBM) or 5¼-inches (from Shugart) in diameter.

But the emerging micro industry quickly agreed on the smaller 5¼-inch disks that predominate today.

During the past three years, an even smaller-sized magnetic disk, the 3½-inch format, has gained popularity. With its faster access speeds, 800K double-sided, double-density format, and sturdy plastic shell, the 3½-inch disk has definite advantages over the 5¼-inch standard. But when first introduced, so-called microfloppies came in at least three different sizes. Sony sold the 3½-inch disk, Dysan offered its 3¼-inch style, and Hitachi announced a 3-inch model. How did the 3½-inch disk become today's de facto standard?

"The thing that happened was that Sony was very aggressive in promoting its format, not only to media [disk] makers but to drive makers," says David Berry, product manager for Maxell, a division of Hitachi. First Hewlett Packard and then Apple Computer adopted Sony's 3½-inch format, which created a snowball effect toward the Sony size. Hitachi still markets its 3-inch model, primarily in Japan




Maxell's new ultra-micro 2½-inch floppy disk holds 500K of unformatted data and is planned for use in laptop computers and other selected markets.

and Europe, notes Berry. In fact, Maxell just introduced an even smaller, 2½-inch disk, that it hopes to sell in selected market niches. "But," admits Berry, "we definitely think the 3½-inch will be the dominant force."

Regardless of their size, the physics of one floppy disk is similar to that of any other. An outer sleeve (vinyl for 5¼-inch; hard plastic for 3½-inch) protects a circular disk that rotates on a disk drive's spin-



Looking similar to a standard 3 1/2-inch microfloppy, Maxell's new perpendicular recording disk stands magnetic particles on end to pack up to 100K of data per inch, about ten times the amount of a normal microfloppy.



Stripped-away views of two new 3 1/2-inch Winchester-style 30- and 20-megabyte hard-disk drives from Peripheral Technology, Inc. Unlike floppies, these hard disks are nonremovable media.

ning hub at hundreds of revolutions per minute. There is a ferrous-oxide coating on one or both sides of the disk. The drive's read/write head (or heads, if the drive is double-sided) can read and alter the arrangement of magnetic particles. Information is recorded on the disk in concentric rings, or tracks, that are divided into arc-shaped sectors. Drive and disk manufacturers are continually improving this technology to allow increasing amounts of data to be accessed at faster speeds. The newest floppy disks are capable of megabytes of storage, such as the IBM AT's 1.2-megabyte floppy or Maxell's recently developed 10-megabyte metal-formula floppy disk, which contains 41.7K storage space per track and 120 tracks per side.

The next quantum leap in magnetic computer storage media is coming soon in the form of *perpendicular* recording technology. Magnetic floppy disks have heretofore used a standard metal oxide coating in which the particles lie horizontally on the disk surface. Perpendicular, or vertical, recording is analogous to the principle that more people can occupy a given space standing shoulder-to-shoulder than lying down side-by-side, explains Maxell's Ozawa.

Picture the magnetic particles "like a thickly clustered crowd of people standing in a field," he says.

Maxell has developed a perpendicular high-density disk that allows 100K of data per inch, almost a tenfold storage increase over current recording densities. The company has worked with Hitachi to develop a metal-ferrite recording head that provides better head surface contact to read the densely packed particles. Other companies, chiefly Sony, Toshiba, and Matsushita, have issued technical papers and developed prototypes. But don't expect to see the perpendicular disk on store shelves for awhile. Perpendicular recording has been on the drawing boards for several years, but still hasn't proven to be as cost effective or as easily produced as traditional magnetic media, says Maxell's David Berry.

"There continues to be a lot of work by the media and drive people; however, the progress has been much slower than anticipated," he says. "It's a new technology, and the big thing today is the cost of storing per byte on any sort of media. It's a price-performance question right now as to whether it can be made cost effective. We feel that, down the road, it will be the media and drive of the future."

James Porter, head of the market research company, Disk/Trend, Inc., agrees that there's plenty of work ahead before perpendicular recording is durable and cost efficient enough to work.

On another front, computer users are finding that Winchester-style hard disk drives are increasing in performance as they drop in price. Lower prices and ease of use—especially important with today's increasingly integrated, memory-hungry applications—are making hard disks attractive even to casual computer users.

A hard disk spins within a drive, much like a floppy, but at faster speeds (3,600 rpm, for example). However, hard disks have traditionally been nonremovable, and their recording heads don't actually touch the disk—instead, they float just above the surface. In the past, hard disks also cost thousands of dollars, were quite sensitive to dust and smoke, and were prey to "head crashes" that could ruin the whole disk.

Improvements in technology are now bringing prices down, sometimes well below a thousand dollars. In addition, new 3 1/2-inch hard drives are being introduced along with the standard 8-inch and 5 1/4-inch models. These new systems are less prone to head crashes, have fewer problems with dust and smoke, and pack as much data into their systems as the older models.

Prices for hard disks in the 10- or 20-megabyte capacities range from \$400 to \$1,500 depending on access time, capacity, and other fea-

A new hybrid data storage device for IBM PCs and compatibles, the Clasix DataDrive Plus Series from Reference Technology combines a 550-megabyte CD-ROM optical disc player in the same box with a 10- or 20-megabyte Iomega Bernoulli Box removable magnetic cartridge.



tures. Some 300,000 of the 3½-inch hard drives were shipped in 1985, while about three million 5¼-inch hard drives (under 30 megabytes) shipped worldwide during the same period. The numbers for 3½-inch hard disks should increase appreciably during 1986, notes Porter.

Related to hard disk drives is a relatively new product, the Bernoulli Box from Iomega Corp. The Bernoulli Box actually floats its disk on a cushion of air within the drive, and also allows the disk to be removed—hence, it offers the portability of a floppy with the storage capacity of a hard disk. The floating disk also cuts down on the potential for destructive head crashes and the problems of dust and smoke.

Some computer experts believe that by the year 2000, the days of magnetic computer data storage may be only an historical footnote. Major advances in the use of low-power lasers in audio and video players are being quickly applied to computer technology. One of the hottest consumer electronics items in recent years is the audio compact disc (CD). And later this year, computer users will get a chance to see what CD laser technology can do when linked with a computer—virtually any computer—as a CD-ROM storage device.

The basic principle of CD ROMs is similar to the audio CD. A low-power laser beam reads microscopic pits that have been burned

into the disc itself. These pits—representing a series of ones and zeros—contain the data that in a magnetic medium would be formed by the arrangement of magnetic particles. The 4.7-inch CD-ROM discs contain a whopping 550 megabytes of data per disc. The first applications are likely to be encyclopedias, such as the nine-million-word *Academic American Encyclopedia*, a 21-volume reference work that fits on just a quarter of one CD-ROM disc.

The biggest problem with CD-ROM technology at this point is that the devices are read-only. Unlike the magnetic particles on a floppy or hard disk, once the pits are burned into the surface of a CD, they can't be altered. But that limitation is already being challenged in the labs.

Sony recently announced a writeable 12-inch optical disc system that can hold up to 3.2 gigabytes of information. The disc is composed of two metallic elements sealed in a polycarbonate plastic. The laser beam writes information on the disc by turning the elements into an alloy which has different reflective properties. "This direct-seal method is more reliable and less costly than melt-type or bubble formation methods, which form gases during the writing process," says Robert Mesnik, Sony Information Products product manager. "The direct-seal method has a simple structure with no air spaces

which can cause degradation of information over time."

This is a form of WORM (Write-Once, Read-Many) storage technology which offers high-density storage options for a variety of markets. The next step, however, is to create an optical technology that allows a laser to repeatedly write information on the same disc. Although not yet fully developed, an erasable, reuseable 5¼-inch optical disc has been announced by Maxell for distribution in 1987. But for now, CD-ROMs will remain read-only reference and archival storage devices.

One of the first CD-ROM models debuting in 1986 is Toshiba's XM-1000 drive, which will be able to access digital computer data and also play music—that is, it will be both an audio accessory and a computer peripheral. The unit will have a storage capacity of 600–680 megabytes and may enter the retail market at close to \$1,000. Sony will also market its CDU-1 CD-ROM player in 1986.

Five years ago, few computerists could have predicted how fast and how far data storage devices would come by the mid-1980s. Just as microcomputers themselves continue to grow in capability and diminish in price, so too will their storage devices expand to accommodate bigger memories, more complex integrated software, and as-yet unheard of applications. ©

With NRI training at home, you can . . .

Move up to a high paying career servicing computers



And you can start by actually building NRI's 16-bit IBM-compatible computer.

You can create your own bright, high paying future as an NRI trained computer service technician. The biggest growth in jobs between now and 1995, according to Department of Labor predictions, will occur in computer service and repair, where demand for trained technicians will double. There is still plenty of room for you to get in on the action—if you get the proper training now.

Total computer systems training, only from NRI

To learn how to work on computers, you have to get inside one. And only NRI takes you inside a computer, with total systems training that gives you hands-on experience with computers, peripherals, and software. As part of your training, you'll build a Sanyo MBC-550-2, which experts have hailed as the "most intriguing" of all the new IBM-compatibles.

Even if you've never had any previous training in electronics, you can succeed with NRI training. You'll start with the basics, rapidly building on the fundamentals of electronics until you master advanced concepts like digital logic, microprocessor design and computer memory. You'll probe into electronic circuits, using the exclusive NRI Discovery Lab® and professional Digital Multimeter, that you keep.

Learn to service today's computers

You'll assemble Sanyo's intelligent keyboard, install the power supply and disk drive, and attach the high resolution monitor—all the while performing hands-on experiments and demonstrations that reinforce your skills.

As you complete your Sanyo, you grasp the "secrets" that qualify you for a new career. You'll

learn to program in BASIC and machine language. You'll use utility programs to check out the Sanyo 8088 microprocessor (the same chip used in the IBM PC). And you also get over \$1,000 worth of software, including WordStar and CalcStar.

Learn the basics at home

Most importantly, you'll understand the principles common to all computers. Only a person who fully understands all the fundamentals can hope to be able to tackle all computers. NRI makes sure that you'll gain the knowledge and skills to maintain, troubleshoot and service computers.

With NRI training, you'll learn at home on your own time. That means your preparation for a new career or part-time job doesn't have to interfere with your current job. You'll learn at

your own pace, in the comfort and convenience of your own home. No classroom pressures, no rigid night school schedules. You're always backed up by the NRI staff and your instructor, who will answer questions, give you guidance and be available for special help if you need it.

Send for free NRI catalog

Let others worry about computers taking their jobs. With NRI training, you'll soon have computers making good paying jobs for you. Send the coupon today for NRI's 100-page catalog, with all the facts about computer training. If the coupon is missing, write to NRI Schools, 3939 Wisconsin Ave., Washington, D.C. 20016.

IBM is a Registered Trademark of International Business Machines Corporation.

NRI

McGraw-Hill Continuing Education Center
3939 Wisconsin Avenue, Washington, DC 20016
We'll give you tomorrow.

☐ CHECK ONE FREE CATALOG ONLY

- ☐ Computer Electronics with Microcomputers
- ☐ Data Communications
- ☐ Robotics & Industrial Controls
- ☐ Color TV, Audio, and Video System Servicing
- ☐ Electronic Design Technology
- ☐ Digital Electronics

- ☐ Communications Electronics
- ☐ Industrial Electronics
- ☐ Basic Electronics
- ☐ Telephone Servicing
- ☐ Small Engine Servicing
- ☐ Appliance Servicing

- ☐ Automotive Servicing
- ☐ Air Conditioning, Heating, Refrigeration, & Solar Technology
- ☐ Building Construction
- ☐ Locksmithing & Electronic Security

For Career courses approved under GI bill,
☐ check for details.

Name (Please Print) _____

Age _____

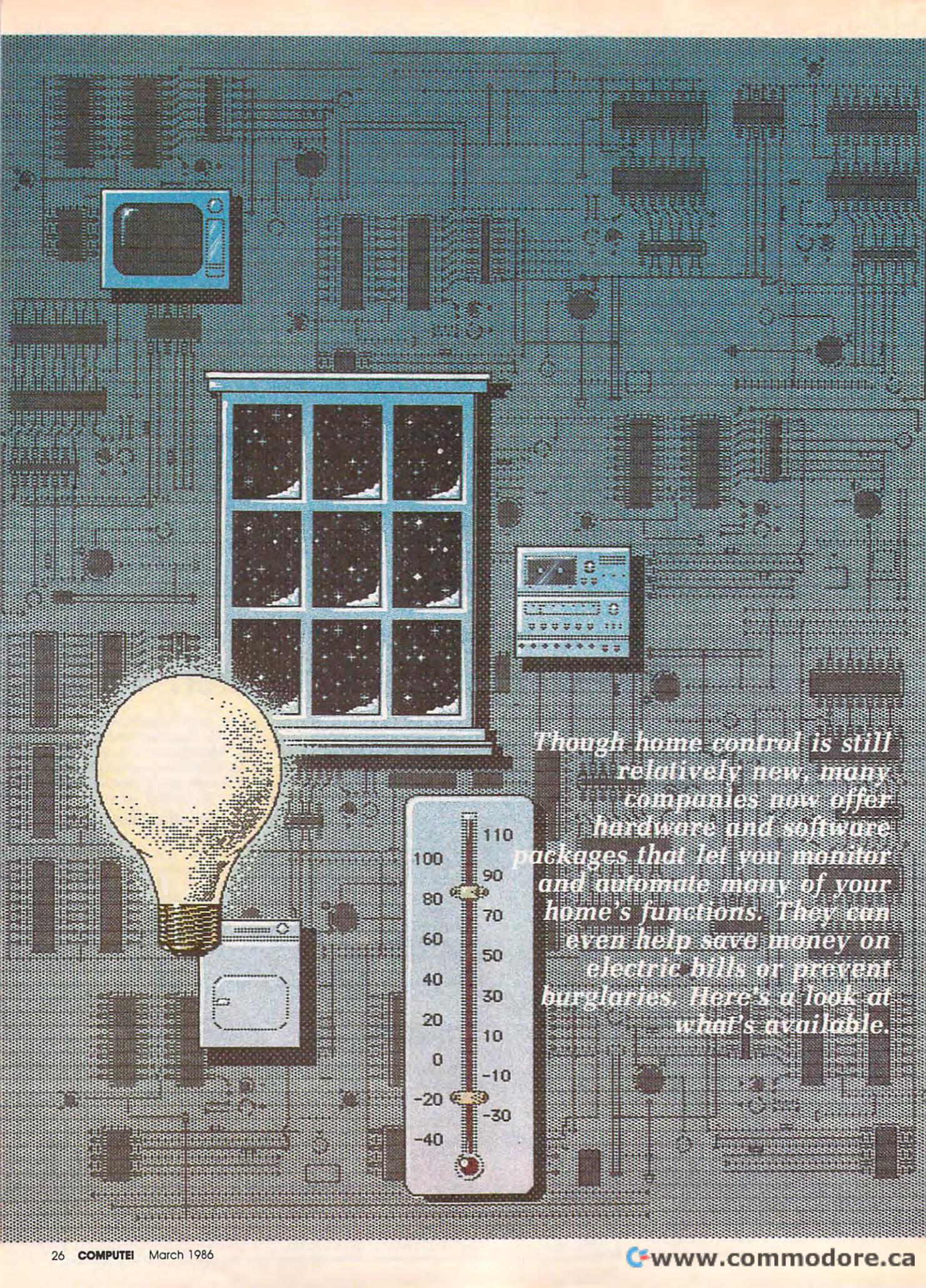
Street _____

City/State/Zip _____

Accredited by the National Home Study Council

www.commodore.ca

198-086



Though home control is still relatively new, many companies now offer hardware and software packages that let you monitor and automate many of your home's functions. They can even help save money on electric bills or prevent burglaries. Here's a look at what's available.

The COMPUTERIZED HOME

Kathy Yakal, Assistant Features Editor

Perhaps you already have some "smart" appliances in your home—a coffeepot that comes on automatically at a preset time every morning; a clothes dryer that senses what kind of fabric is being dried and acts accordingly; lights that turn on at dusk and off at dawn to discourage burglars when you're out of town; or a microwave oven that does everything but get in the car and drive to the grocery store.

The next step, it would seem, is to have all of these individual appliances controlled by a central unit, allowing you to talk to them through one keyboard, and which might even let them communicate with each other. The efforts of several manufacturers toward standardization is bringing this science-fiction scenario closer to home.

Many different home control units are now available. Some work through a personal computer and others are stand-alone units. They range in price from a few hundred dollars to a few thousand, and vary in the degree of technical expertise required to install them. Some are simple systems that work through existing household wiring via inex-

pensive plug-in modules. Others require some knowledge of programming and skill with a soldering iron, but are suitable for more sophisticated applications. Despite these different features, the three most common functions of these systems are appliance control, energy management, and home security.

Home control can be a full-time job for a computer, especially if you're using it to manage energy consumption. So unless you bought your computer specifically for home control, you're limited to buying a stand-alone unit or a second computer, either of which can be major investments.

Several home-control systems have been designed for the reasonably priced Commodore computers. You can still pick up a discontinued VIC-20 for under \$100 at some stores, and a Commodore 64 for under \$150. Dedicating such an inexpensive machine to one major function has proven very appealing to both manufacturers and consumers.

For instance, the X-10 Powerhouse is a very easy-to-use, inexpensive home control system that

runs on the Commodore 64. The package consists of an interface box that plugs into the computer and software that runs the system. Up to eight different appliances can be set to turn on or off at specified times. The appliances must be plugged into modules available directly from X-10 USA for \$16.95 each, or similar modules found at many electronics or hardware stores. (BSR modules are the most common.)

No programming knowledge is necessary to use the X-10's software. The opening screen shows nine icons representing different rooms in a house. After choosing a room, you "install" your own icons to show where appliances in your own house are. Then you simply set up a schedule for turning things off and on. The only time the system ties up the computer is when you're initially setting up or changing the schedule, so you can continue to use your computer as you normally would.

The X-10 Powerhouse is also available for the Apple IIe and IIc, Macintosh, and IBM PC series. The Macintosh version lets you draw your own house plans with *MacDraw* and *MacPaint* instead of using the boilerplate menu. All versions retail for \$150. And if you want to do more than simply control appliances, additional modules and controllers include a burglar alarm interface, a thermostat setback controller, a telephone responder (which lets you control your home from any phone), and a heavy-duty 220-volt appliance module.

Many of the modules that work with the X-10 are also compatible with a home control system called HomeMinder, from General Electric. The HomeMinder software also dis-

plays graphic icons to help you set up the system. But unlike the X-10, the HomeMinder is a stand-alone unit that plugs into any color TV. Suggested retail price is \$499. GE also sells a 25-inch color TV with the home control unit built-in for \$1,200.

Savergy, Inc., markets two home control units compatible with the Commodore 64 and VIC-20. The PowerPort, which sells for \$99.95, can control up to eight small appliances. The CIM 112, selling for \$479, can handle larger appliances such as washing machines and water heaters.

Genesis Computer Corporation also has a line of inexpensive home control units for the Commodore 64 and VIC-20. The VIController (\$69.95) uses BSR-type modules to automate lights and small appliances. COMsense (\$69.95), used in tandem with the VIController, lets you set up a home security system by hooking up the computer to switches on doors and windows. It can also be programmed to sense things like temperature or moisture levels in the air or ground, which would signal the VIController to turn on the lawn sprinkler or turn off the heat.

The COMclock (\$69.95) is a battery backup for the system. It automatically reboots the software used by the VIController if there is a power interruption. Super Schedule Plus is a software package that integrates the operation of all three products. (COMsense and COMclock are compatible with Savergy's products.)

The Energy Manager, from Powerline Software, does not actually control appliances, but is a software package that helps keep track of and analyze energy use in homes and small office buildings. It runs on the Commodore 64 and retails for \$59.95.

To justify the expense of adding a controller to your collection of home electronics, there has to be some reward. If it's primarily a home security system, or even just a unit that turns lights on and off, the rewards are obvious: security and convenience.

Another tangible reward can come in the form of monetary savings, if you buy a system geared



toward economizing your energy usage. John Helwig, of Jance Associates, Inc., has designed an inexpensive, easy-to-install system that can save substantial amounts of energy, especially if you have an all-electric home.

"The utility companies are in a bind," says Helwig. "They sell electric, and the electric they sell comes from the plants they build. Of course, they want to get away from the idea of building more plants. They want to sell you more electric, but they want to sell it to you at off-peak hours, because it is actually cheaper for them."

"During the day, when everyone wants power, they have to run their most inefficient plants. They only run their most efficient plants at night. So although they want to sell more power—like any company, they want to sell more of their product—they want to sell it in off-peak hours. So the kick in it for them is, very simply, if they can get their customers to use electric at night, it's to their advantage."

Helwig's energy management system, REDUCE (Reduction of Electrical Demand Using Computer Equipment), takes advantage of the time-of-day rates offered by many utility companies. (By lowering the hourly rates in evenings and on weekends, time-of-day rates encourage people to limit their heaviest electric use to off-peak hours.) REDUCE shuts things down during peak hours to make the most of these lower rates. In Helwig's own home, the system cut his electric bill by 40 percent last year.

Helwig's system so impressed Pennsylvania Power & Light that the utility company is test-marketing it

with a group of consumers who have a wide variety of house sizes and lifestyles (and no computer background). The testing is designed to see how much money REDUCE can save, and whether it creates any inconveniences.

Compatible with the Commodore 64, REDUCE costs \$250. In addition, Jance offers a Security Control System—a home security system with some home control features—for \$195 (wired version) and \$349 (wireless). It works on the 64 and VIC-20.

All home control systems have one thing in common. They must take analog information—anything read according to a scale, like degrees, volts, and pounds—and convert it into the digital information that computers can understand.

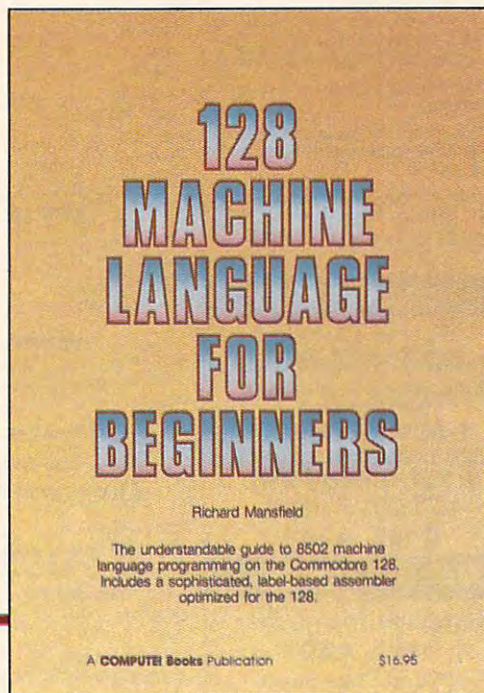
One such converter is the ADC-1 Data Acquisition and Control System (\$449), from Remote Measurement Systems. It can be used with any RS-232-compatible computer, including the Commodore 64.

One application for an analog-to-digital converter is thermostat control. If the temperature outside drops considerably, a house takes longer to warm up. The ADC-1, using a smart thermostat program, wouldn't let it cool down as much, so it costs less to reheat it. Or if the ADC-1 is connected to security sensors and it detects a back window vibrating, it might wait to see if the window vibrates again. If it senses another vibration, or if the window breaks, the unit might turn on a sequence of room lights to make it appear that someone is walking in that direction to investigate.

The ADC-1 is currently being used for a tremendous variety of purposes in homes and business across the country. Amana, a major appliance manufacturer, has reduced the time required to test room air conditioners from 20 minutes to 2, using an ADC-1 and Commodore 64. A southern California architect uses the system to manage the components of a custom-designed solar heating system. And an arboretum on Bainbridge Island, Washington, uses it to keep track of meteorological measurements.

TAP THE POWER of the Commodore 128

By the author of
*Machine Language
for Beginners* and
*Second Book of
Machine Language*



128 Machine Language for Beginners

Richard Mansfield

One of the bestselling computer books ever has now been completely revised for the Commodore 128. Most commercial software is written in machine language because it's far faster and more versatile than BASIC. This new edition of *Machine Language for Beginners* is a step-by-step introduction to 8502 machine language programming on Commodore's 128 computer.

The book includes everything you need to learn to effectively program the 128: numerous programming examples, memory management tutorials; a complete description of the many Kernal routines and other new 128 features; numerous hints and programming techniques; and a dictionary of all major BASIC commands and their machine language equivalents. It also includes a high-speed, professional-quality, label-based assembler, optimized to take advantage of the speed and extra memory of the 128.

0-87455-033-5

\$16.95

Like the other top-quality books from COMPUTE!, *128 Machine Language for Beginners* brings you ready-to-use information in a clear, lively style that makes learning easy and enjoyable, whether you are a beginner or an advanced computer user.

An optional disk is also available which includes the assembler and example programs in the book. The *128 LADS Disk* is fully tested and ready to load on the Commodore 128. It costs only \$12.95 and saves you hours of typing time.

Order your copy of *128 Machine Language for Beginners* and the *LADS Disk* today. Call toll free 1-800-346-6767 (in NY 1-212-887-8525) or mail your payment (plus \$2.00 shipping per book or disk) to COMPUTE! Books, P.O. Box 5038, F.D.R. Station, New York, NY 10150.

COMPUTE! Publications, Inc. 
One of the ABC Publishing Companies
825 7th Avenue, 6th Floor, New York, NY 10019
Publishers of COMPUTE!, COMPUTE!'s Gazette, COMPUTE!'s Gazette Disk, COMPUTE! Books, and COMPUTE!'s Apple Applications

COMPUTE! books are available in the U.K., Europe, the Middle East, and Africa from Holt Saunders, Ltd., 1 St. Anne's Road, Eastbourne, East Sussex BN21 3UN, England and in Canada from Holt, Rinehart, & Winston, 55 Horner Avenue, Toronto, ON M8Z 4X6.

 www.commodore.ca

THE CMO ADVANTAGE

- ✓ THE BEST PRICES!
- ✓ Next day shipping on all in stock items.
- ✓ Free easy access order inquiry.
- ✓ Orders from outside Pennsylvania save state sales tax.
- ✓ Free technical support with our factory trained technical staff.
- ✓ There is no limit and no deposit on C.O.D. orders.
- ✓ There's no extra charge for using your MasterCard or Visa. Your card is not charged until we ship.
- ✓ No waiting period for cashiers checks.
- ✓ We accept purchase orders from qualified corporations. Subject to approval.
- ✓ Educational discounts available to qualified institutions.
- ✓ FREE CATALOG MEMBERSHIP.

ORDER LINE

CALL TOLL-FREE
1-800-233-8950
Educational Institutions
Call Toll-Free
1-800-221-4283
CUSTOMER SERVICE
& TECH SUPPORT
1-717-327-1450
Dept. A203

MAILING ADDRESS

Computer Mail Order
Dept. A203
 477 East Third Street
 Williamsport, PA 17701



MEMBER DIRECT MARKETING ASSOCIATION

CREDIT CARDS



SHIPPING

Add 3%, minimum \$7.00 shipping and handling on all orders. Larger shipments may require additional charges.

All items subject to availability and price change.

Returned shipments may be subject to a restocking fee.

CANADIAN ORDERS

1-800-268-3974
 Ontario/Quebec

1-800-268-4559
 Other Provinces

1-416-828-0866
 In Toronto

TELEX: 06-218960

2505 Dunwin Drive,
 Mississauga, Ontario
 Canada L5L1T1

All prices shown are for U.S.A. orders.
 Call The Canadian Office for Canadian prices.

HOME COMPUTERS

ATARI

130XE (128K).....	CALL
520ST (512K).....	CALL
800XL 64K.....	CALL
1010 Recorder.....	\$49.99
1050 Disk Drive.....	CALL
1020 Printer.....	\$29.99
1027 Letter Quality Printer.....	\$129.00
1030 Direct Connect Modem.....	\$59.99
Software Specials	
8036 Atari Writer.....	\$24.99
Star Raiders.....	\$4.99
Missile Command.....	\$4.99
Defender.....	\$4.99
Galaxian.....	\$4.99
Asteroids.....	\$4.99
Centipede.....	\$4.99
Miner 2049'er.....	\$4.99
Eastern Front.....	\$4.99
VisiCalc.....	\$39.99
Arcade Champ.....	\$9.99

APPLE

APPLE IIe.....	CALL
APPLE IIc.....	CALL
MacINTOSH.....	CALL
IIc LCD Display.....	CALL

HAYDEN

Art Grabber.....	\$31.99
Home Design.....	\$49.99
Media Works.....	\$63.99

PALADIN

Crunch 512.....	\$189.00
-----------------	----------

Commodore

C128 Computer.....	\$269.00
C1571 (Disk Drive for C128).....	NEW
C1902 (RGB 13" Monitor for C128).....	NEW
C1670 (Modem for C128).....	NEW
CBM 64.....	CALL
C1541 Disk Drive.....	\$199.00
C1530 Datasette.....	\$39.99
M-801 Dot Matrix Printer.....	\$159.00
MCS 803 Dot Matrix.....	\$179.00
C1802 Color Monitor.....	\$189.00
C1660 Auto Modem.....	\$59.99
DPS 1101 Daisy Printer.....	\$339.00

ATARI 520-ST SOFTWARE

Ultima II.....	\$39.99
Gato.....	\$29.99
King's Quest.....	\$37.99

BATTERIES INCLUDED

D.E.G.A.S.....	\$29.99
INFOCOM	
Zork I, II, III.....	(ea.) \$29.99
Hitchhiker's Guide.....	\$29.99
Wishbringer.....	\$29.99
Suspended.....	\$37.99

HABA

Hippo-C.....	\$44.99
Haba Writer.....	\$44.99

MIRAGE CONCEPTS

Express.....	\$34.99
--------------	---------

MARK OF THE UNICORN

Final Word.....	\$94.99
Hex.....	\$29.99
PC Intercom.....	\$89.99

V.I.P.

Professional.....	CALL
-------------------	------

Macintosh Software

Lotus Jazz.....	CALL
Microsoft Excel.....	\$259.00
Living Videotext	
ThinkTank 512.....	\$159.00
Manhattan Ready, Set, Go.....	\$79.99
Creighton Development	
Mac Spell.....	\$69.99
Monogram Dollars & Sense.....	\$99.99
Peachtree Back to Basics - GLS.....	\$109.00
PFS File & Report (New Version).....	\$119.00
Silicon Beach Airborn.....	\$25.99

Professional Software

Fleet System II w/Spell.....	\$49.99
Trivia Fever.....	\$29.99
Word Pro 4 Plus/5 Plus each.....	\$239.00
Info Pro.....	\$179.00

BRODERBUND

The Print Shop.....	\$29.99
Music Shop.....	\$29.99

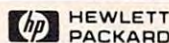
PS

File (64).....	\$39.99
----------------	---------

BATTERIES INCLUDED

PaperClip w/Spell Pack.....	\$49.99
The Consultant DBMS.....	\$37.99
Bus Card II.....	\$119.00
80 Col Display.....	\$99.99

PORTABLE COMPUTERS



41CV.....	\$189.99
41CX.....	\$249.99
HP 11C.....	\$62.99
HP 12C.....	\$89.99
HP 15C.....	\$89.99
HP 16C.....	\$89.99
HPIL Module.....	\$98.99
HPIL Cassette or Printer.....	\$359.99
Card Reader.....	\$143.99
Extended Function Module.....	\$63.99
Time Module.....	\$63.99

We stock the full line of
HP calculator products

NEC

PC-8401 LS.....	CALL
PC-8201 Portable Computer.....	\$319.00
PC-8231 Disk Drive.....	\$599.00
PC-8221A Thermal Printers.....	\$149.00
PC-8281A Data Recorder.....	\$99.99
PC-8201-06 8K RAM Chips.....	\$79.99

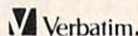
SHARP

PC-1350.....	\$149.00
PC-1261.....	\$149.00
PC-1500A.....	\$169.00
PC-1250A.....	\$89.99
CE-125 Printer/Cassette.....	\$129.00
CE-150 Color Printer Cassette.....	\$149.00
CE-161 16K RAM.....	\$129.00

DISKETTES

maxell

3 1/2" SS/DD (10).....	\$24.99
3 1/2" DS/DD (10).....	\$34.99
5 1/4" MD-1 w/Hardcases (10).....	\$12.99
5 1/4" MD-2 w/Hardcases (10).....	\$19.99
5 1/4" MD-2-HD for AT (10).....	\$39.99
3 1/2" 5 pack SS/DD.....	\$15.99



5 1/4" SS/DD.....	\$19.99
5 1/4" DS/DD.....	\$24.99
Disk Analyzer.....	\$24.99

Dennison

Elephant 3 1/2" SS/DD.....	\$29.99
Elephant 5 1/4" SS/SD.....	\$13.99
Elephant 5 1/4" SS/DD.....	\$14.99
Elephant 5 1/4" DS/DD.....	\$16.99
Elephant Premium DS/DD.....	\$22.99

IBM

5 1/4" DS/DD floppy disks (Box of 10).....	\$26.99
---	---------

DISK HOLDERS

INNOVATIVE CONCEPTS

Flip-in-File 10.....	\$2.99
Flip-in-File 50.....	\$17.99
Flip-in-File 50 w/lock.....	\$24.99
Flip-in-File 100.....	\$24.99

AMARAY

50 Disk Tub 5 1/4".....	\$9.99
30 Disk Tub 3 1/2".....	\$9.99

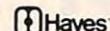
MODEMS



Volksmodem.....	\$59.99
Volksmodem 300/1200.....	\$189.99
Signalman Express.....	\$259.00
Lightning 2400 Baud.....	\$399.00
Expressi.....	\$199.00

DIGITAL DEVICES

AT300 - 300 Baud (Atari).....	\$99.99
-------------------------------	---------



Smartmodem 300.....	\$139.00
Smartmodem 1200.....	\$389.00
Smartmodem 1200B.....	\$359.00
Smartmodem 2400.....	\$599.00
Micromodem IIe.....	\$149.00
Smart Com II.....	\$89.99
Chronograph.....	\$199.00
Transet 1000.....	\$309.00



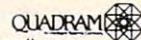
Reach 1200 Baud Half Card.....	\$399.00
--------------------------------	----------

mpe MICROBITS

MPP-1064 AD/AA (C-64).....	\$69.99
----------------------------	---------



Smart Cat Plus.....	\$299.00
J-Cat.....	\$99.99
Novation 2400.....	\$549.00
Apple Cat II.....	\$229.00
212 Apple Cat II.....	\$379.00
Apple Cat 212 Upgrade.....	\$229.00
Macmodem.....	\$279.00



Quadmodem II	
300/1200.....	\$339.00
300/1200/2400.....	\$499.00


TELELEARNING

C64 300 Baud.....(Closeout)	\$39.99
-----------------------------	---------

EVEREX

1200 Baud Internal (IBM/PC).....	\$199.00
----------------------------------	----------

GRAPHICS



Palette.....	\$1299.00
--------------	-----------

DRIVES

HARD

MEGA

10 meg Bernoulli Box.....	\$1899.00
20 meg Bernoulli Box.....	\$2599.00
5 meg "MacNoulli".....	\$1499.00



COMMITTED TO MEMBERSHIP

25, 35, 50, 80 meg (PC)	
.....from \$1299.00	

IRWIN

Tape Backup.....	CALL
------------------	------



60 Meg Internal Backup System.....	\$799.00
------------------------------------	----------

U-SCI


10 meg Internal IBM.....	\$399.00
20 meg Internal IBM.....	\$549.00

CORE

AT20-AT72MB.....	CALL
------------------	------



Atari GT.....	\$219.00
C-64 GT.....	\$219.00



SD1 C-64 Single.....	\$219.00
SD2 C-64 Dual.....	\$469.00



320K 5 1/4" (PC).....	\$119.00
-----------------------	----------

TEAC

320K 5 1/4".....	\$119.00
------------------	----------

MONITORS

AMDEK

Video 300 Green.....	\$129.00
Video 300A Amber.....	\$139.00
Video 310A Amber TTL.....	\$169.00
Color 300 Composite.....	\$169.00
Color 500 Composite/RGB.....	\$289.00
Color 600 Hi-Res. RGB.....	\$399.00
Color 710 Ultra Hi-Res.....	\$439.00
Color 722 Dual Mode.....	\$529.00

NEC

JB1270G/1275A.....(ea.)	\$99.99
JB1280G TTL.....	\$129.00
JB1285G TTL.....	\$129.00
JC1460 RGB.....	\$249.00
JC1225 Composite.....	\$179.00

PRINCETON

MAX-12E Amber.....	\$179.00
HX-9 9" RGB.....	\$469.00
HX-9E Enhanced.....	\$519.00
HX-12 12" RGB.....	\$469.00
HX-12E Enhanced.....	\$559.00
SR-12 Hi-Res.....	\$599.00
SR-12P Professional.....	\$699.00

TAXAN

115 12" Green.....	\$119.00
116 12" Amber.....	\$129.00
121 TTL Green.....	\$139.00
122 TTL Amber.....	\$149.00
610 510x200 RGB.....	\$NEW
620 640x200 RGB.....	\$NEW
630 640x200 RGB.....	\$NEW
640 720x400 RGB.....	\$NEW

QUADRAM

8400 Quadchrome I.....	\$499.00
8410 Quadchrome II.....	\$339.00
8420 Amberchrome.....	\$179.00
8500 Quad Screen.....	\$1449.00

ZENITH

ZVM 1220/1230.....(ea.)	\$99.99
ZVM 1240 IBM Amber.....	\$149.00
ZVM 130 Color.....	\$269.00
ZVM 131 Color.....	\$249.00
ZVM 133 RGB.....	\$429.00
ZVM 135 RGB/Color.....	\$459.00
ZVM 136 RGB/Color.....	\$599.00

INTERFACES

AST

Multi I/O (Apple II).....	\$159.00
---------------------------	----------

PRACTICAL PERIPHERALS

Graphcard.....	\$79.99
Serial Card.....	\$99.99
Microbuffer II+.....	\$169.00
Microbuffer 32K.....	\$189.00

QUADRAM

Microfazer.....	from \$139.00
Efazer (Epson).....	from \$79.99

Orange Mikro

Grappler CD (C64).....	\$89.99
Grappler + (Apple).....	\$89.99
Grappler 16K + (Apple).....	\$159.00

DIGITAL DEVICES

Ape Face (Atari).....	\$49.99
U-Print A (Atari).....	\$54.99
U-A16/Buffer (Atari).....	\$74.99
U-Call Interface (Atari).....	\$39.99
U-Print C (C64).....	\$49.99
P-16 Print Buffer.....	\$74.99
U-Print 16 apple IIc.....	\$89.99

PRINTERS

Canon

A40.....	CALL
LBP-8A1 Laser.....	CALL

CITIZEN

MSP-10 (80 col.).....	\$279.00
MSP-15 (132 col.).....	\$389.00
MSP-20 (80 col.).....	\$349.00
MSP-25 (132 col.).....	\$509.00

C. ITOH

Prowriter 7500.....	\$179.00
Prowriter 1550P.....	\$349.00
Starwriter 10-30.....	\$399.00

corona

Lazer LP-300.....	\$2799.00
-------------------	-----------

DIABLO

D25 Daisywheel.....	\$549.00
635 Daisywheel.....	\$899.00
D80IF Daisywheel.....	CALL

daisywriter

2000.....	\$749.00
-----------	----------

EPSON

Homewriter 10, LX-80, LX-90.....	CALL
FX-85, FX-286, RX-100, JX-80.....	CALL
DX-10, DX-20, DX-35.....	CALL
SQ-2000, Hi-80, HS-80, AP-80.....	CALL
LQ-800, LQ-1000, LQ-1500.....	CALL

JUKI

6000 Letter Quality.....	CALL
6100 Letter Quality.....	CALL
6200 Letter Quality.....	CALL
6300 Letter Quality.....	CALL
5510 Dot Matrix.....	CALL

LEGEND

808 Dot Matrix 100 cps.....	\$179.00
1080 Dot Matrix 100 cps.....	\$259.00
1380 Dot Matrix 130 cps.....	\$289.00
1385 Dot Matrix 165 cps.....	\$339.00

NEC

8027 Transportable.....	\$199.00
3000 Series.....	\$1099.00
8000 Series.....	\$1399.00
ELF 360.....	\$449.00
Pinwriter 560.....	\$999.00

OKIDATA

182, 183, 192, 193, 2410, 84.....	CALL
Okimate 10 (Specify C64/Atari).....	\$189.00
Okimate 20 (IBM).....	CALL

Panasonic

KX1080.....	\$NEW
KX1091.....	\$259.00
KX1092.....	\$389.00
KX1093.....	\$479.00

QUADRAM

Quadjet.....	\$399.00
Quad Laser.....	CALL

SILVER-REED

500 Letter Quality.....	\$279.00
550 Letter Quality.....	\$419.00
770 Letter Quality.....	\$759.00

star

SG-10C (C64 Interface).....	CALL
SB/SD/SG/SR Series.....	CALL
Powertype Letter Quality.....	CALL

Texas Instruments

Ti850.....	\$529.00
Ti855.....	\$639.00
Ti865.....	\$799.00

TOSHIBA

1340 (80 column).....	\$469.00
P341 (132 column).....	\$949.00
P351 (132 column).....	\$1099.00

PC COMPATIBLES

IBM PC SYSTEMS

Configured to your specification.
Call for Best Price!

IBM-PC, IBM-PC II, IBM-XT, IBM-AT

KAYPRO

KP-2000 Portable.....	CALL
Kaypro PC.....	CALL

SOFTWARE FOR IBM

ASHTON-TATE

Framework II.....	\$399.00
dBase III.....	\$369.00

BORLAND

Lightening.....	\$59.99
Sidekick (unprotected).....	\$59.99
Reflex.....	\$59.99

CENTRAL POINT

Copy II PC-Backup.....	\$29.99
------------------------	---------

DECISION RESOURCES

Chartmaster.....	\$229.00
Signmaster.....	\$169.00
Diagram Master.....	\$219.00

ENERTRONICS

Energraphics/Plot.....	\$289.00
------------------------	----------

FOX & GELLER

Quickcode III.....	\$169.00
--------------------	----------

FUNK SOFTWARE

Sideways.....	\$39.99
---------------	---------

HARVARD SOFTWARE

Total Project Manager.....	\$269.00
----------------------------	----------

INFOCOM

Cornerstone.....	\$279.00
------------------	----------

LIFETREE

Volkswriter Deluxe.....	\$159.00
-------------------------	----------

LIVING VIDEOTEK

Think Tank.....	\$109.00
Ready.....	\$64.99

LOTUS

Symphony.....	CALL
1-2-3.....	CALL

MECA SOFTWARE

Managing Your Money 2.0.....	\$99.99
------------------------------	---------

MICROSTUF SOFTWARE

Crosstalk XVI.....	\$89.99
Crosstalk Mark IV.....	\$149.00
Remote.....	\$89.99

MICRORIM SOFTWARE

R:Base 4000.....	\$249.00
R:Base 5000.....	\$389.00
Clout 2.0.....	\$129.00

MICROPRO

WordStar 2000.....	\$249.00
WordStar 2000 +.....	\$299.00
WordStar Professional.....	\$199.00
Easy.....	\$99.99

MICROSOFT

Word.....	\$229.00
Mouse.....	\$139.00
Flight Simulator.....	\$39.99
MultiPlan.....	\$129.00

MULTIMATE

Advantage.....	\$299.00
Multi Mate Word Proc.....	\$249.00
On File.....	\$94.99
Just Write.....	\$94.99

NOUEMENON

Intuit.....	\$69.99
-------------	---------

NORTON

Norton Utilities 3.1.....	\$59.99
---------------------------	---------

ONE STEP

Golf's Best.....	\$39.99
------------------	---------

PEACHTREE SOFTWARE

Peachtext 5000.....	\$199.00
---------------------	----------

PFS:IBM

First Success W/F/P.....	\$199.00
File/Graph.....(ea.)	\$79.99
Report.....	\$74.99
Write/Proof Combo.....	\$79.99

PROFESSIONAL SOFTWARE

Wordplus-PC w/Boss.....	\$249.00
-------------------------	----------

THE SOFTWARE GROUP

Enable.....	\$259.00
-------------	----------

SATELLITE SYSTEMS

Word Perfect 4.1.....	\$219.00
-----------------------	----------

SORCIMI/US

Accounting.....	CALL
API/AR/GL/INV/OE.....(ea.)	\$299.00
SuperCalc III.....	\$199.00
EasyWriter II System.....	\$199.00
Super Project.....	\$199.00

SPI SOFTWARE

Open Access.....	\$379.00
------------------	----------

SUBLOGIC

Jet.....	\$39.99
----------	---------

5th GENERATION

Fast Back.....	\$119.00
----------------	----------

ZENITH

PC-138 Series.....	CALL
PC-148 Series.....	CALL
PC-158 Series.....	CALL
PC-160 Series.....	CALL
PC-171 Series.....	CALL
AT-200 Series.....	CALL

SANYO

MBC 550-2 Single Drive.....	\$649.00
MBC 555-2 Dual Drive.....	\$949.00
MBC 675 Portable.....	CALL
MBC775.....	\$1699.00
MBC 880 Desktop.....	CALL

AT&T

Safari (7300).....	CALL
6300.....	CALL

corona

PPC400 Dual Portable.....	\$1289.00
PPCXT 10 meg Portable.....	\$1989.00
PC40022 Dual Desktop.....	\$1389.00
PC400-HD2 10 meg.....	\$1989.00

ITT

ITT X-TRA.....	CALL
256K, 2 Drive System.....	CALL
256K, 10 meg Hard Drive System.....	CALL
XP5, 20 meg.....	CALL

SPERRY

Sperry-AT.....	as low as \$1749.00
Sperry-IT.....	as low as \$2699.00
Call for Specific Configuration!	
All Models.....	CALL

MULTIFUNCTION CARDS

AST

Six Pack Plus.....	\$229.00
I/O Plus II.....	\$139.00
Advantage-AT.....	\$399.00
Graph Pak/64K.....	\$599.00
MonoGraph Plus.....	\$399.00
Preview Mono.....	\$299.00
PC Net Cards.....	\$379.00
5251/11 On-line.....	\$669.00
5251/12 Remote.....	\$579.00

dca

IRMA 3270.....	\$879.00
IRMA Print.....	\$999.00
IRMA Smart Alec.....	\$779.00

EVEREX

Edge Card.....	\$259.00
Graphics Edge.....	\$259.00
Magic Card II.....	\$169.00

HERCULES

Graphics.....	\$299.00
Color.....	\$159.00

IBEA Associates

IDEA 5251.....	\$589.00
----------------	----------

MYLEX

The Chairman.....	\$469.00
-------------------	----------

PARADISE

Color/Mono Card.....	\$149.00
Modular Graphics Card.....	\$259.00
Multi Display Card.....	\$219.00
Five Pack C, S.....	\$129.00

PERSYST

Bob Board.....	\$359.00
----------------	----------

TECMAR

Quadport-AT.....	\$119.00
Liberty-AT (128K).....	\$349.00
The Gold Quadboard.....	\$449.00
The Silver Quadboard.....	\$239.00

All the exciting, entertaining, and educational games, applications, and utilities from **COMPUTE!** magazine are now available on disk

**for your Commodore,
Atari, Apple, or IBM
personal computer.**

The COMPUTE! Disk

A new *COMPUTE! Disk* is published every month, rotating among the four major machines covered by *COMPUTE!*: Commodore 64 and 128; Atari 400/800, XL, and XE; Apple II-series; and IBM PC, PCjr, and compatibles.

Every three months you can receive a disk with all the quality programs from the previous three issues of *COMPUTE!* that will run on your brand of computer.

Like the popular *COMPUTE!'s Gazette Disk*, the *COMPUTE! Disk* is ready-to-load and error-free. It saves you valuable hours of typing time and eliminates typing errors.

With a subscription, you will receive one disk every three months for a total of four disks a year—for only \$39.95. That saves you \$20 a year off the single-issue cost.

Or you can order individual issues of the *Disk* for \$12.95 a disk plus \$2.00 shipping and handling.

Remember to specify your type of computer when ordering the *COMPUTE! Disk*. You'll find more information about this month's *COMPUTE! Disk* in this issue. (Note: You'll need the corresponding issues of *COMPUTE!* magazine to use the *Disk* since the disk will have no documentation.)

For fastest service when ordering a subscription to the *COMPUTE! Disk*, call toll free 1-800-247-5470 (in Iowa 1-800-532-1272).

For more details or to order individual issues of the *COMPUTE! Disk*, call our Customer Service Department toll free at 1-800-346-6767 (in New York 212-887-8525).

Please allow 4-6 weeks after placing an order for your first disk to arrive.

COMPUTE! Publications, Inc. 

One of the ABC Publishing Companies
825 7th Avenue, 6th Floor, New York, NY 10019
Publishers of *COMPUTE!*, *COMPUTE!'s Gazette*, *COMPUTE!'s Gazette Disk*, *COMPUTE!'s Books*, and *COMPUTE!'s Apple Applications*

 www.commodore.ca



IT ALSO RUNS ON 64K.



Serious runners know it takes more than great running shoes to improve performance. It takes knowledge. Now Puma gives you both. With the RS Computer Shoe. The first training shoe to combine advanced footwear technology with computer technology.

The RS Computer Shoe has a custom-designed gate array built into its heel. This computer chip records your run, then communicates the results to any Apple IIE, Commodore 64 or 128, or IBM PC computer.

A software program included with the shoe automatically calculates your time, distance and calories expended. Then graphically compares them to past performances and future goals.

The RS Computer Shoe from Puma. We're so out front in technology, we put computers in the backs of our shoes.



OUR WORD FOR QUALITY

Apple is a registered trademark of Apple Computer, Inc.; Commodore 64 and 128 are trademarks of Commodore Computer Systems; IBM and IBM PC are registered trademarks of IBM.

The low cost of Commodore home computers prompted designers at Proteus Electronics, Inc., to develop the Simple Interface Data Acquisition System (ADAC) for the Commodore 64, 128, and VIC-20. The system consists of an interface (\$34.95) and an analog data acquisition conditioner (\$64.95). The system can digitize up to 16 channels of analog signals, making it appropriate for functions such as heating, cooling, solar control, voltage measurements, robotics, and weather station monitoring. An Apple version should be available by the time you read this for about \$150.

For a home control unit to appeal to many people who don't own personal computers, ease of installation and use is crucial. Manufacturers realize that, and continue to work toward that goal.

Voice recognition may be one method of operation that could appeal to people not enamored of keyboards. Magician Gus Searcy and West German programmer Franz Kavan have developed a

home control system that uses voice recognition. Marketed by Mastervoice, the system is called Sidney, the Butler in a Box. Working through existing household wiring, Sidney can dim and brighten lights, answer the phone, act as a security guard, and turn household appliances off and on—all at the sound of its master's voice. A stand-

alone unit, Sidney retails for \$1,195.

It's been predicted that eventually we'll all have some kind of universal controller in our homes, a unit that ties together all of our electronic appliances, entertainment equipment, and telephones. Fortunately, we can get a taste of the future right now with the easy-to-use products already available.

For more information about products mentioned here, contact:

*General Electric Consumer Electronics
Business Operations
Portsmouth, VA 23705*

*Genesis Computer Corporation
1444 Linden Street
P.O. Box 1143
Bethlehem, PA 18018*

*Jance Associates, Inc.
P.O. Box 234
East Texas, PA 18046*

*Mastervoice
10523 Humboldt Street
Los Alamitos, CA 90720*

*Powerline Software
P.O. Box 635
New Hartford, NY 13413*


*Proteus Electronics, Inc.
RD #2, Spayde Road
Bellville, OH 44813*

*Remote Measurement Systems
2633 Eastlake Avenue E.
Suite 206
Seattle, WA 98102*

*Saverly, Inc.
1404 Webster Avenue
Fort Collins, CO 80524*

*X-10 USA, Inc.
185A Legrand Avenue
Northvale, NJ 07647*





Switchbox

Todd Heimarck, Assistant Editor

Here's a challenging game of strategy that looks easy at first, but takes time to master and permits many variations. The original program is written for the Commodore 128. We've added new versions for the Commodore 64, Apple II, eight-bit Atari computers, IBM PC/PCjr and Atari 520ST, as well as an Amiga version with speech and stereophonic sound effects.

Playing "Switchbox" is like putting dominos in place for a chain reaction—either you're setting them in position or you're knocking them over. Winning requires skill and a sense of when to go for points and when to lay back and wait for a better board. The goal is simple: You try to score more points than your opponent by dropping balls into a box full of two-way switches. Each switch has a trigger and a platform. If the ball lands on an empty platform, it stops dead. But if it hits a trigger, it reverses the switch and continues. In many cases dropping a single ball creates a cascading effect—one ball sets another in motion, which sets others in motion, etc., all the way down.

Type in the program listing for your computer, and save a copy before you run it. If you're using a Commodore 128, enter the 128 version in 128 mode (not 64 mode). The Atari version runs on any eight-bit Atari computer with at least 16K of memory. The Apple II game works on any Apple II machine, under either ProDOS or DOS 3.3. The IBM PC/PCjr version requires BASICA (PC) or cartridge BASIC (PCjr), and a color/graphics

adapter on the PC.

The Amiga version of Switchbox requires 512K of memory and Amiga BASIC by Microsoft (not ABASIC, the version supplied with a few very early Amigas). If you have only ABASIC, contact your dealer about getting an upgrade to Amiga BASIC. Before running the program, make sure that the Amiga's display is set for 80 columns of text (if it isn't, the numbers printed on the screen won't match the rest of the display). If you've previously changed the display to 60 columns, open the Preferences icon and change it back to 80, then close Preferences, activate BASIC and run the program as usual.

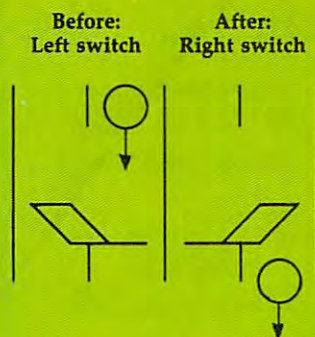
Since the Amiga program doesn't use line numbers, we've placed small arrows in the listing to show you where each line ends. Don't try to type in the arrows: There's no such character in the Amiga's character set. Wherever you see an arrow in the listing, press Return (or move the cursor off that program line) to enter the line. It's important to include the colon (:) that appears after program labels (*Nextround;*, *Setup;*, and so on). If you accidentally omit the colon, you'll make it impossible for the computer to use that label correctly.

Before typing in the 520ST version you must turn off the buffered graphics by clicking on Buf Graphics in the Run menu. You can be in either medium or low resolution mode when typing in the program; but before running it, you must be in low resolution mode. This can be done by selecting Set Preferences from the Options menu on the desktop and clicking on Low.

A Box Of Switches

Switchbox is a tale of twos: Each switch has two parts, two positions, two states, two paths in, and two paths out. The two parts are the platform and the trigger. A switch can lean to the left (platform left, trigger right) or to the right (platform right, trigger left):

Figure 1. Trigger States



The trigger is weak, and always allows balls to pass. But the platform is strong enough to hold a single ball. So the platform either holds a ball—it's full—or it does not and is empty. When a ball sits on a platform, the switch is said to be loaded, or full.

Figure 2. Loaded Trigger

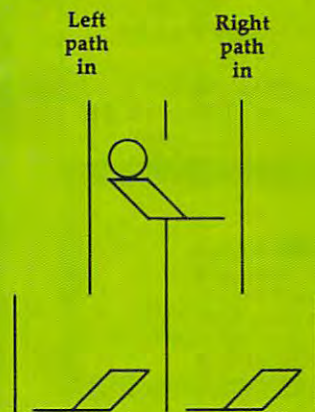


Figure 2 shows a full switch over two empty switches. The platform holds a ball and leans to the left. The trigger extends to the right. Note that the switch on top has two pathways leading in, the left path and the right, and that the right path leading out is the left path into

one of the switches below. The left path of the top switch leads into the right path of the other, the switch below and to the left. If you drop a ball down the righthand path, it hits the trigger and flips that switch to the right. Then it continues down, hits the lefthand trigger below and flips that switch as well.

In the meantime, the ball on the platform is set in motion (when the switch is flipped) and then hits the trigger. The top switch is reset to point to the left. The second ball then drops a level to the platform below, where it stops. The playing field is composed of five levels, with four switches in the first level and eight in the bottom level. At the beginning of the game, there are no balls on the field—all platforms are empty—and the position of each switch is chosen randomly.

Moving Down The Path

Players alternate dropping balls into one of eight entry points. These balls (and others) may or may not make it all the way through the switchbox, to one of the 16 exit paths. Balls fall straight down (with one exception), so a ball's movement is always predictable. When it hits an empty switch, one of two things can happen. If it lands on the empty platform, it stops dead in its tracks. But if it lands on a trigger, it falls through to the next level below.

Moving balls always make it through loaded switches. Triggers allow balls to continue, and move the switch to the other position. If it's loaded, the dead ball on the platform is put into motion and it hits the trigger that just moved over. This makes the switch go back to its original position, but with an empty platform. So when a ball hits the trigger of a loaded switch, its motion continues unabated. The switch moves, the ball on the platform begins to fall and it hits the newly placed trigger. The newly emptied switch moves back again, and the two balls drop to the next level.

There's one more possibility: a ball dropping onto a platform that already holds a ball. A platform can't hold any more than one ball, so when this happens one of the balls slides over to the trigger. So

the ball does not move straight down—it slides over to the next pathway. This is the exception to the rule that balls drop in a straight line. Of course, when the ball hits the trigger, the switch changes position, causing the other ball to drop and hit the trigger.

The Chain Reaction

At the game's start, all platforms are empty, so four of eight entry paths are blocked. Remember that your turn ends when a ball hits an empty platform and stops. As the switches fill up, the chances increase that a ball will descend through several levels. The goal is to score points by getting balls to pass all the way through the maze of the switchbox. The best way to collect a lot of points is to cause a chain reaction.

A ball that hits a loaded switch from either side continues on its way. And the previously inert ball on the platform starts moving. One enters, two exit. If both of those balls encounter full platforms, four drop from the switches. The pathways are staggered, so the effects can spread outward, with more and more balls cascading toward the bottom.

Rather than taking an easy point or two, it's often worthwhile to build up layers of loaded switches. Watch out for leaving yourself vulnerable, though. Because players take turns, you'll want to leave positions where your opponent's move gives you a chance to create a chain reaction. The best strategy is to play defensively. Look ahead a move or two, and watch for an opening that allows you to score several points at once.

Four Quarters

A game of Switchbox always lasts four rounds. In the first (equality), each exit counts for two points. Your goal is to score ten points. The second quarter has more points available, as well as a higher goal. If you look at the exits, you'll see that the further away from the middle, the higher the point value. The numbers increase in a "Fibonacci" sequence: 1, 2, 3, 5, 8, and so on. Each number is the sum of the previous two (1+2 is 3, 2+3 is 5, 3+5 is 8, etc.). The target score in round two is 40.

Lyco Computer Marketing & Consultants

"WE MAKE YOUR COMPUTER
FUN TO USE!"

NO LABEL DISKETTES

NL 5 1/4" SSDD...10.99 (Box 10)
NL 5 1/4" DSDD...15.99 (Box 10)
*Free Diskette Writer Pen!
*Free Storage Case!

DUST COVERS

Atari
520ST.....11.95
130XE.....6.99
800XL.....6.99
1050.....6.99
1025.....7.95

Commodore
C128.....7.99
1571/1541.....6.99
1902.....10.95
1702.....8.99
C64/Vic20.....6.99

Panasonic
1090/1091.....8.99
1092.....8.99
1093.....9.99

Star Micronics
SG/SD10.....8.99
SG/SD15.....9.99
SR10.....9.99
SR15.....9.99

Okidata
82/92.....8.99
83/93.....9.99
193.....9.99

PRINTING PAPER

3000 SHEETS
FANFOLD.....\$42.75
1000 SHEETS
FANFOLD.....\$19.75
1000 SHEET LETTER.....\$21.95
200 SHEETS LETTER.....\$8.99
150 RAG STATIONARY.....\$10.99
MAILING LABELS (1in).....\$9.95

WICO Joysticks

15-9714 Bat Handle.....16.75
50-2030 Boss.....11.99
50-2002 Super 3-Way.....19.99

COMMODORE

C-128 NEW.....CALL
1571 Drive.....CALL
1572 Drive.....CALL
1902 Monitor.....CALL
1670 Modem.....CALL
C-64 Computer.....CALL
1541 Drive.....189
MPS801 Printer.....LOW
1702 Monitor.....199
Simon's Basic.....24.75
Assembler 64.....34.75
Super Expander.....22.75
Logo 64.....49.75
Pilot 64.....38.75

COMMODORE SOFT-WARE

MICROPROSE (C-64)

Kennedy Approach.....21.75
Crusade in Europe.....24.75
Decision in Desert.....24.75
Solo Flight.....20.75
Nato Commander.....20.75
Spitfire Ace.....18.75
F-15 Strike Eagle.....20.75
Hellcat Ace.....18.75
Acrojet.....21.75
Silent Service.....21.75

CARDCO

Digitizer Camera.....189.95
32K Printer Buffer.....59.95
Numeric Keypad.....34.95
CB/5 5-slot Board(64).....54.00
CB/2 2-slot Board(64).....25.00
S'More Basic Rom.....49.95
Write Now-64.....35.00
Mail Now-64.....29.00
Spell Now-64.....29.00
File Now-64.....29.00
Paint Now-64.....29.00
Calc Now-64.....29.00
Tax Survival.....29.00
Super Printer Utility.....29.75
Write Now-Vic-20.....29.95

BRODERBUND

The Print Shop.....28.75
Graphics Library.....18.75
Graphics Library II.....19.75
Graphics Library III.....19.95
Karateka.....19.75
Castles Dr. Creep.....19.75
Bank St. Writer.....32.75
Loderunner.....20.75
Mask of the Sun.....24.75
Spelunker.....19.75
Serpent's Star.....24.75
Whistler's Brother.....18.75
aid Bungeling Bay.....18.75

COMMODORE

MPS1000 Printer.....259
C1350 Mouse.....42
C1700 128K RAM.....145
C1750 512K RAM.....269
JANE.....35
Perfect Writer.....49
Perfect Calc.....49
Perfect Filer.....49

SPINNAKER (C-64ROM)

Cosmic Life ROM.....19.75
Jukebox.....19.75
Alphabet Zoo.....17.75
All in Color Caves.....19.75
Up for Grabs.....19.75
Delta Drawing.....19.75
Kids on Keys.....16.75
Kindercomp.....14.75
Facemaker.....17.75
Fraction Fever.....17.75

SSI (C-64)

Colonial Conquest.....24.75
Wings of War.....24.75
Computer Ambush.....34.75
Field of Fire.....24.75
Fighter Command.....36.75
Kampfgruppe.....36.75
Mech Brigade.....36.75
Market Garden.....29.75
Six Gun Shootout.....24.75
Computer Baseball.....24.75
Computer Quarterback.....24.75
Imperium Galactum.....24.75
Phantasia.....24.75
Cartels & Cutthroats.....24.75
50 Mission Crush.....24.75
Questron.....24.75

INNOVATIVE CONCEPTS

Flip-n-File 10.....3.50
Flip-n-File 15.....8.25
Flip-n-File 25 Lock.....17.95
Flip-n-File 50.....17.25
Flip-n-File 50 Lock.....22.95
Flip-n-File Rom.....17.25

SCARBOROUGH (C-64)

Build A Book.....24.75
Improved Mastertype.....23.75
NET WORTH.....48.75
Mastertype Filer.....22.75
Boston 64 Diet.....27.75

TRONIX

S.A.M. - Atari.....38.50
S.A.M. - C-64.....38.50

PERSONAL PERIPHERALS

Super Sketch 64.....32.75
Printer Utility.....18.75

BATTERIES INCLUDED

Paper Clip.....59.95
Spell Pak.....34.95
Consultant.....59.95
Paper Clip
w/Spell Pak.....75.95
Home Pak.....34.95
Bus Card.....129.95
80 Column Board.....109.95

EPYX

(C-64)
Fast Load.....26.75
Breakdance.....23.75
Greatest Baseball.....24.75
Summer Games.....26.75

SUB LOGIC (C-64)

Flight Simulator II.....32.75
Night Mission Pinball.....20.75

CONTINENTAL

(C-64)
Home Accountant.....44.75
1984 Tax Advantage.....35.75
1985 C-64 Book of Software.....16.95

QR & D

Copy Q.....27.95
GPC Printer Interface.....65.00

EASTERN HOUSE

Rabbit C-64.....19.95
Rabbit VIC-20.....19.95
MAE C-64.....27.95
Telstar 64.....19.95
M.L. Monitor 64.....18.95

KOALA

(C-64)
Koala Pad.....59.95

COMPUTER CARE

NORTONICS DISK DRIVE CLEANER WITH SOFTWARE

REG. 49.95
NOW 19.95

BUY LYCO AND ENJOY


★ THE LOWEST PRICES ★ TOLL FREE ORDER LINE ★

- ★ Free shipping on prepaid cash orders in U.S. ★ All Merchandise Factory Fresh ★
- ★ 24 hrs. shipping on in-stock product ★ Access to our Multi Million \$ inventory ★
- ★ No deposit on UPS C.O.D. orders ★ Orders outside PA save state sales tax ★
- ★ Air freight service available ★ Full Manufacturer's Warranty apply! ★ Full accessory line in stock ★
- ★ Purchase Orders Accepted from educational institutions! ★ We check for stolen credit cards! ★
- ★ We ship to our servicemen overseas! ★ You'll love our Courteous Sales Staff! ★

AMERICA'S MAIL ORDER HEADQUARTERS
LYCO COMPUTER
WORLD'S LEADER IN SALES & SERVICE

TO ORDER
CALL TOLL FREE
800-233-8760
In PA 1 717-327-1824
Lyco Computer
P.O. Box 5088
Jersey Shore, PA 17740

Lyc Computer Marketing & Consultants



SAVE ON THESE PRINTERS



1091.....\$233

CARDCO

32K BUFFER (C-64).....59

CITIZEN

MSP-10.....269
MSP-15.....358
MSP-20.....337
MSP-25.....495
Sheetldr (10/20).....189
Sheetldr (15/25).....199

JUKI

Juki 6100.....347
RS232 Serial Board.....55
6100 Tractor.....119
6100 Sheet Feeder.....209
Juki 6300.....757

SG-10.....\$208

PANASONIC

1091.....233
3131 (NEW).....269
1092.....373
1093.....426
3151 Letter.....426
4K Buffer.....65

AXICM SEIKOSHA

GP550AT (Atari).....222
GP550CD (C-64).....222
GP700AT (Atari).....439
GP700AP (Apple).....439
FITESCD (C-64).....225

CORONA

LP300 Laser Printer.....2686
200351 Toner Cartridge.....89

LEGEND

880.....188
1080.....222
1380.....262
1385.....296
LEGEND 608.....159

DIGITAL DEVICES

16K BUFFER.....75
32K BUFFER.....89
64K BUFFER.....125

DIABLO

D25.....549
630 API.....1599
630 ECS.....1759
D 80 1F.....2395
P 32 CQ1.....699
P 38.....1749
C 150.....999
DX-35 (NEW).....CALL
AP-80.....CALL

SILVER REED

EXP400.....249
EXP500.....295
EXP550.....399
EXP770.....749

STAR MICRONICS

SG-10.....208
SG-15.....373
SD-10.....336
SD-15.....442
SR-10.....483
SR-15.....583
SB 10.....595
Power Type.....303
SG-10 C-64 (NEW).....CALL

C. ITOH

ProWriter 8510Sp+.....349
1550Sp+.....489
StarWriter.....769
PrintMaster.....929

TOSHIBA

P1340.....469
P351+.....1149
P341P.....969
P341S.....999
351 Sheet Feeder.....529

EPSON

FX85 (New).....333
LX80.....212
FX185 (New).....464
LX90 (New).....226
SQ2000 (New).....1555
JX80.....467
Homewriter 10.....193
CR-20-Atari.....153
CR-220-C-64.....297
DX-10 (New).....207
DX-20 (New).....297
HS-80 (New).....288
LQ1500P.....975
LQ1500S.....1039
RX-100.....856
FX-100+.....CALL

OKIDATA

Okimate 10.....179
Okimate 20.....CALL
182.....214
192.....348
193.....563
92P.....349
93P.....565
84P.....645
92 Imagewriter.....349
*IBM versions also

BROTHER

HR-15XL-P.....359
HR-15XL-S.....359
HR-35P.....839
HR-35S.....839
2024L-P.....949
M1009-P.....189

MONITORS

TAXAN

115 12" Green Composite.....CALL
116 12" Amber Composite.....CALL
121 12" Green TTL.....135
122 12" Amber TTL.....145
220 14" Color Composite.....259
410 12" RGB Hi Res IBM.....329
420 12" RGB Super Hi IBM.....409
440 12" RGB Ultra Hi Res.....555
Tilt Stand.....35

ZENITH

ZVM 122A Amber.....75
ZVM 123G Green.....75
ZVM 124 Amber IBM.....129
ZVM 131 Color.....275
ZVM 133 RGB.....389
ZVM 135 Composite.....449
ZVM 136 Hi Res Color.....589
ZVM 1220.....95
ZVM 1230.....95
ZVM 1240.....149

TEKNIKA

MJ-10 Composite.....179
MJ-22 RGB.....255

AMDEK

300 Green.....118
300 Amber.....128
310 Amber IBM.....155
Color 300 Audio.....234
Color 500 Composite.....369
Color 600.....397
Color 700.....495
Color 710.....569

PANASONIC

DT1300D 13" RGB/Composite.....247
DTM140 14" RGB/Composite.....329
DTM103 10" RGB Hi Res.....395
DT1501 10" Composite.....175
DT1000G 10" RGB.....166
TX-2H3P 12" Color.....419
TR120M1PA 12" Green.....109
TR120M1PA 12" Amber.....109
TR122MSP 12" Green IBM.....148
TR122MYP 12" Amber IBM.....148

SAKATA

SG 1000 12" Green.....99
SA 1000 12" Amber.....109
SG 1500 12" Green TTL.....119
SA 1500 12" Amber TTL.....129
SC 100 13" Color Comp.....209
SC 200 13" RGB.....389
STS1 Tilt Stand.....29

X-TRON

Comcolor I Composite Green.....177

NEC

JB-1260 Green.....95
JB-1201 Green.....135
JC 1215 Color.....235
JC 1216 RGB.....375
JC 1460 Color.....265

PRINCETON GRAPHICS

MAX-12 Amber.....185
HX-12 RGB.....465
SR-12 RGB.....595

INTERFACING

DIGITAL DEVICES

U-Print C (C-64).....49

ORANGE MICRO

Grappler CD (C-64).....79

QRD

GPC (C-64).....59

CARDCO

G-Wiz (C-64).....54
C/7+G (C-64).....45
C/7PS (C-64).....49
C/7B (C-64).....39

TYMAC

Connection (C-64).....55

MODEMS

HAYES

Smartmodem 300.....133
Smartmodem 1200.....377
Smartmodem 1200B.....347
Smartmodem 2400.....598
Micromodem IIE.....135

MICROBITS

1064Modem.....57

TELE LEARNING

Total Telecommunications (C-64).....29.95
AP-250 (300 Baud Apple).....69.95
IB-250 (300 Baud IBM).....69.95

US ROBOTICS

Password 1200M.....229
Password 1200F.....229
Password 300M.....139
Password 300F.....139
Autodial 212A.....359
PCM5.....319
PCM64.....519
PCM256.....769
S-100.....379
Courier.....469
Microlink.....469
Telpac Ms-DOS.....79

NOVATION

IBM 300/1200 MS-DOS ext.....319
IBM 300/1200 CPM-86 ext.....319
IBM 300/1200/2400 ext.....529
IBM 300/1200/2400 MS-DOS.....579
IBM MS-DOS int.....325
IBM CPM-86 int.....325
Macmodem 300/1200.....315
Upgrade Apple Cat II.....225
Cat 300 Acoustic.....139
J-Cat RS232.....89

ANCHOR

Volsmodem.....55
Volsmodem 12.....186

DRIVES

COMTEL

Enhancer 2000 (C-64).....179

INDUS

GT ATARI.....215
GT COMMODORE.....235

MSD

SD1 Drive (C-64).....229
SD2 Drive (C-64).....469

DISKETTES

DENNISON

ELEPHANT 5 1/4" SSDD.....11.99
ELEPHANT 5 1/4" SSDD.....12.99
ELEPHANT 5 1/4" DSDD.....14.99
PREMIUM 5 1/4" SSDD.....13.99
PREMIUM 5 1/4" DSDD.....15.99

SUNKYONG

SKC 5 1/4" SSDD.....11.99
SKC 5 1/4" DSDD.....13.99

MAXELL

5 1/4" MD1.....13.99

VERBATIM

5 1/4" SSDD.....13.99
5 1/4" DSDD.....19.99

BONUS

5 1/4" SSDD.....9.99
5 1/4" DSDD.....12.99

TOLL FREE 1-800-233-8760



TO ORDER

CALL TOLL FREE

800-233-8760

Customer Service 1-717-327-1825



or send order to
Lyc Computer
P.O. Box 5088
Jersey Shore, PA
17740

RISK FREE POLICY

In-stock items shipped within 24 hours of order. No deposit on C.O.D. orders. Free shipping on prepaid cash orders within the continental U.S. Volume discounts available. PA residents add sales tax. APO, FPO and international orders add \$5.00 plus 3% for priority mail service. Advertised prices show 4% discount for cash, add 4% for MasterCard or Visa. Personal checks require 4 weeks' clearance before shipping. Ask about UPS Blue and Red label shipping. All merchandise carried under manufacturer's warranty. Free catalog with order. All items subject to change without notice.

COMPUTE! Books Announces

O U R F I R S T E V E R

INVENTORY REDUCTION

Sale

As computers come and go in industry popularity, we try our best to maintain a flow of excellent books for readers and users of the most popular personal computers. You'd be the first to agree that, simply because a particular computer is no longer produced, information on it is no less important to you. But we've found that when some computers lose mass appeal, or are no longer at the top of the current best-seller list, many book stores no longer wish to stock books on them.

These books become arguably more valuable to those who need them . . .

those who never got around to buying them . . . or those who have bought their personal computer second-hand, but now can't find books about it.

This sale is for you. It mixes the best of our backlist—from machine-specific to topical titles that never quite caught on—and gives you significant savings on dozens of COMPUTE! titles. Some quantities are very limited, so send in your order soon. Credit card or check with order only. Or call our toll free number: 1-800-346-6767 (in NY 212-887-8525).

Order any three from Group A for \$24.95 (an initial savings of at least 30 percent), and receive up to three from Group B for \$3.00 each. (A potential *total savings of over \$55.00!*) All orders add \$2.00 shipping and handling per book up to 5 books. Over 5 books, add \$5.00 per order.

Group A (Three for \$24.95)

First Book of Atari Graphics
Second Book of Atari Graphics
Commodore 64 Games for Kids
All About the Commodore 64, Vol. 1
First Book of Commodore 64 Sound and Graphics
Reference Guide to Commodore 64 Graphics
Home Computer Wars
Personal Telecomputing
BASIC Programs for Small Computers
Computing Together
Programmer's Reference Guide to the TI-99/4A
TI Games for Kids
33 Programs for the TI-99/4A
Guide to TI-99/4A Sound and Graphics
First Book of VIC
Second Book of VIC
Third Book of VIC
VIC Games for Kids
Programming the VIC
Arcade Games on the Timex/Sinclair
Programmer's Reference Guide to the Color Computer

Group B (Up to three for \$3.00 each)

First Book of Atari
First Book of Commodore 64
First Book of Commodore 64 Games
Commodore Peripherals: A User's Guide
First Book of Robots
Home Energy Applications
Beginners Guide to Buying a Personal Computer
First Book of TI Games
Extended BASIC Home Applications on the TI-99/4A
Arcade Games on the TI-99/4A
First Book of VIC Games
Arcade Games on the VIC
Second Book of VIC Games

All sales final. No returns. All are new books in good condition.

Special offer through March 15. Order four books for \$34.95 from Group A** and choose up to six additional titles from Group B for only \$3.00 each.

**substantial savings . . . less than \$8.75 each for values up to \$24.95.



**SAVE
75%**
or more
on selected
titles

\$1.00 shipping/handling per book for 1-5 books. Over 5 books, \$5.00 per order.

Writing An Amiga Game

Philip I. Nelson, Assistant Editor

Writing "Switchbox," our first game translation for the Amiga, posed a number of interesting programming challenges and proved to be an excellent way to become familiar with Microsoft's Amiga BASIC. To show off just a few of the machine's special features, the Amiga version of Switchbox includes fast graphics, stereo sound effects, and voice synthesis.

The first thing you'll notice about the Amiga program is that it has no line numbers. Instead, meaningful labels like *Setup*:, *Putball*:, and *Nextround*: mark subroutines and major program divisions. To improve the program's readability, meaningful variable names like *Points*, *Round*, *Column* and *Row* have also been used in a number of cases. If you're familiar with Commodore 128 or 64 BASIC, you may find it interesting to compare one of those versions with this one. Though some routines have been repositioned, and the graphics techniques are very different, this program follows essentially the same logic as the original.

Window Management

Before creating any graphics, you must make some basic decisions about the screen itself. The four *PALETTE* statements in the *Setup*: routine specify colors for the new screen. If these are omitted, the Amiga uses the same colors that appear when you activate BASIC. The following statement creates a window for the game screen:

```
WINDOW 2,"Switchbox",0
```

The first parameter (2), creates a new output window specifically for this program's output. If you don't create a new window, all output goes to window 1, which is normally titled with the name of the current program. You could follow this statement with *WINDOW OUTPUT 2*, to direct all output to window 2. But that's done automatically when you open the window. When you close the window with *WINDOW CLOSE 2* (see the *Gohome*: routine), output reverts to window 1 again.

The second parameter in a *WINDOW* statement is a string that contains the window's title.

The third *WINDOW* parameter, which is optional, specifies the window's size. Windows can be smaller than the actual screen. In this case, we needed a full-screen window, so we simply left out this parameter. The window automatically expands to the full size of the screen.

The fourth *WINDOW* parameter also is optional. It specifies the window's type—that is, the window's characteristics. Though it's often desirable to resize a window and move it around the screen, those features aren't needed for a game. To disable them, we specify a window type of 0. This creates a window that can't be resized or moved around with the Title Bar; can't be moved from the front to back of other windows with a Back Gadget; and can't be closed with a Close Gadget. However, Amiga BASIC's normal menus are all left

active, so the player can still stop the program by choosing the Stop option from the Run menu.

In any program that includes speech, it's a good idea to include a short *SAY* statement at the very beginning of the program before opening any custom windows. When the Amiga encounters the first *SAY* statement, it tries to load the narrator device program from disk (the Amiga's speech synthesizer is implemented in software, not hardware). If it can't find the narrator on the currently mounted disk, it displays a requester box prompting you to insert the correct volume. If this happens *after* you've opened a new window, the requester box may appear on the original output window, which is now invisible. This can be very confusing to a new user, who may think that the system has crashed, when in fact it's just waiting for a response.

Hi-Res Graphics

The 128 version of Switchbox draws the playfield and animates the moving figures with traditional Commodore methods—*PRINTing* graphic characters on the text screen or *POKEing* them directly into screen memory. Since the 128's text screen is divided into 25 rows of 40 characters, it's a fairly simple matter to keep everything neatly aligned. Not so on the Amiga, which in this case presents a high-resolution graphics screen 640 pixels wide and 200 pixels high. While it's possible to put characters on this screen with

In round three the numbers are a bit lower. They increase arithmetically (1, 2, 3, 4, up to 8 in the corners). A goal of 20 points brings you to round four, where you can score big. Here the numbers are squares: 1, 4, 9, 16, 25, all the way to 64 at the edges. In rounds two through four, it's sometimes prudent to leave a middle path open for your opponent to score a few

points, in order to gather a high score on the big numbers to the left and right.

Each round lasts until one player has reached the goal. At that point the other player has one last turn before the round ends. It's possible to win the round on this last-chance play; watch out for barely topping the goal and leaving a chain reaction open for the other

player. An arrow points to the scoreboard of the player whose turn it is. On the other side of the screen, you'll see a number where the arrow should be. That's the goal for the current round (the Amiga version displays the goal on both sides of the screen, below the scoreboards).

Bonus points are awarded at the conclusion of each round. Four

Atari Explodes

Atari's new computer
serious threat to Macintosh.
Will the Amiga survive?

By Joseph Sugarman

Imagine this. If I could offer you a Macintosh computer—a computer that sells for over \$2000—for one third the price, you might wonder.

But what if I offered you a better computer with none of the disadvantages of the Mac and what if I added new features which improved its speed and performance? That's exactly what Atari has done in an effort to grab the ball from Apple and really explode into the personal computer market.

HEADING EFFORT

Heading the effort at Atari is Jack Tramiel—the same man who built Commodore into a billion dollar corporation, sold more computers than any other man in the world and believes in giving the consumer incredible value without sacrificing quality. The new Atari is a perfect example.

First, let's compare the new Atari ST to the Macintosh and the Commodore Amiga. Sorry IBM, we can't compare the ST to your PC because yours is almost five years old, much slower, and, in my judgement, over priced.

Price The cheapest you can get the Macintosh with 512K of memory is \$1800 with a one-button mouse, a disk drive and a monochrome monitor. The Amiga sells for \$1995 with a two-button mouse, a disk drive and a color monitor. The Atari ST sells for \$699 with a two-button mouse, a disk drive and a monochrome monitor and for \$200 more, a color monitor. Read on.

Monitor With the Mac you can only use its 9" monochrome monitor and with the Amiga you can only use its 12" color monitor. With the ST you have a choice of either a 12" monochrome or high-resolution color monitor or your own TV set.

Resolution The number of pixels or tiny dots on a screen determine the sharpness of a computer monitor. The Mac has 175,104 pixels and has one of the sharpest screens in the industry. The Atari ST has 256,000 pixels or almost a third more than the Mac. And the Atari color monitor compared to the Amiga in its non interlace mode is 128,000 pixels or exactly the same.

Power All the computers have a 512K memory with a 68000 CPU operating with a 32-bit internal architecture. But Atari uses four advanced custom chips which cause the CPU to run faster and more efficiently giving it some tremendous advantages. For example, it has a faster clock speed of 8Mhz com-

pared to the Mac's 7.83 and the Amiga's 7.16. And the speed of the unit is hardly affected by the memory requirements of the monitor which in the Amiga can eat up much as 70% of the unit's cycle time or speed.

Keyboard This is the part I love. The Mac has a small 59-key keyboard and a mouse. That's all. The 95-key Atari has both a mouse, cursor keys, a numeric keypad and ten function keys. The keyboard looks fantastic and is easy to type on. Although the 89-key Amiga has almost all the features of the Atari keyboard, it looks like a toy in comparison. (Sorry Commodore, but that's my opinion.)

Disk Drive The Mac's 3 1/2" disk drives run at variable speeds—slowing down as they run. The Atari 3 1/2" drives run faster at a constant speed—and quieter than any other unit.

Features The Atari ST comes equipped with the same printer and modem ports as the IBM PC—a parallel and RS232C serial port. The Mac comes only with a tiny non-standard serial and modem port. The ST has a hard disk interface capable of receiving 10 million bits per second. There are two joy stick ports and a 128K cartridge port for smaller programs or games. It has 512 colors (for the color monitor), it has a unique MIDI interface into which you can plug your music synthesizer and record or play back your music.

Software Right now, the Mac has more than the Atari ST and the Amiga combined. The Atari is a new system but the track record of Atari's Jack Tramiel and the potential of the new unit is causing a flood of new software titles. In fact, I'll predict that eventually the Atari will have more software than the Mac. There are now hundreds of titles, from word processing to spread sheet programs, from graphics and games to data base management—all with those easy drop-down menus and windows. There's plenty from which to select now and plenty more to come.

If you think I'm enthusiastic over the ST, listen to what the press is saying. *Byte Magazine* just called it the "Computer of the year for 1986." *Creative Computing* exclaimed, "Without question, the most advanced, most powerful micro computer your money can buy." and finally, the Atari ST is the best selling computer in Europe and acclaimed, "The computer of the year," by the European personal computer press.

I am going to make the ST so easy to test in your home or office that it would be a shame if you did not take advantage of my

The Atari 520 ST is a serious challenge to the Apple Macintosh and will open up a major fight in the personal computer market.



offer. First, I will offer the computer itself for only \$299. You will need, in addition, either one or two disk drives and either an Atari monochrome or color monitor or your own TV. If you order with your credit card during our introduction I will ship your order and only bill you for the postage and 1/3 the purchase price. I will also add a few software packages free including "Logo"—a beginners programming language, a disk for programming in BASIC and Neochrome—a graphics paint program.

COMPARE THE TWO

After you receive the Atari ST, put it next to your Mac or Amiga or even IBM. See how extremely sharp the graphics appear, discover what a perfect word processor it is, how great the keyboard feels and finally how much faster and quieter it runs.

If you're not convinced that the Atari is far superior to your present computer and a fantastic value, simply return it and I'll refund your modest down payment plus our postage and handling charges. If you decide to keep it, I'll bill your credit card account for the remaining balance and enroll you in our discount software club (a \$50 value) that lets you buy software for up to 50% off the retail price.

But act fast. We have only 2,000 units and 1,000 free memberships that we will offer as part of this introductory program and we are certain they will go fast. Order today.

To order, credit card holders call toll free and ask for product by number (shown in parentheses). Please add \$20 per order for postage and handling. (If you pay by check, you must pay the full amount but we will provide you with a bonus software package.)

ST Keyboard, CPU & Mouse(4060M) \$299
Disk Drive (4056M) 199
Monochrome Monitor (4057M) 199
RGB Color Monitor (4058M) 399

Note: A list of software will come with the unit. IBM is a registered trademark of International Business Machines Corp. Commodore & Amiga are trademarks of Commodore Electronics LTD. Apple & Macintosh are trademarks of Apple Computer, Inc. Atari, ST & Logo are trademarks of Atari Corp.

JS&A PRODUCTS
THAT
THINK

One JS&A Plaza

Northbrook, Illinois 60062

CALL TOLL FREE 800 228-5000

IL residents add 7% sales tax. ©JS&A Group, Inc., 1985

www.commodore.ca

LOCATE and PRINT, the Amiga's character set includes no graphics characters. So 128-style graphic techniques are useless unless you want a game screen that consists of X's, O's, and slash characters. Instead, everything must be drawn with hi-res commands like LINE, PUT, CIRCLE, and PAINT (see the routine labeled *Setup*).

Repeated shapes are stored in an array with GET and then placed in several locations with PUT commands. PUT is used extensively in this game to create the moving balls, switches, and arrows, as well as to draw parts of the switchbox itself. Though it's one of Amiga BASIC's slower graphics commands, PUT is more than adequate for a game of this type and much faster than the same commands in other BASICs. Thanks to the Amiga's fast 68000 microprocessor and custom graphics chips, this version runs much faster than the original, even though no particular attempt was made to optimize the program's speed.

PUT has several different modes which determine what happens when you PUT a shape into an area that already contains graphics data. The Amiga uses XOR (exclusive or) mode for PUT unless you specify otherwise. This mode is particularly useful for animation, since if you PUT the same shape twice into the same location with XOR, it erases itself without disturbing whatever was there before. Here's a typical use of PUT with XOR:

```
PUT (140,5),Larrow:PUT (440,5),Rarrow
```

These statements, found in the *Taketurn* routine, are performed on each new turn to make the player's

arrows flip back and forth. If you're not familiar with XOR mode, this code looks confusing, since it PUTs both arrows on the screen no matter whose turn it is. But we began the game by PUTting the left arrow in place when the screen was drawn. Thus, when the first turn is taken, the left arrow erases itself, and the right one appears. On the second turn the right arrow erases itself, and the left one appears, and so on. This shortcut eliminates the need for a separate routine to keep track of the arrows' display status.

Speech And Stereo Sound

Speech and stereo sound effects may seem flashy, but the Amiga makes them quite easy to program. Amiga BASIC's SAY TRANS-LATE\$ command translates any English text into quite understandable speech. And it's easy to flip sound effects from one stereo output to another by changing the final value in a SOUND statement.

If your monitor has only one speaker, you'll probably want to defeat the stereo feature so that both players' sound effects can be heard through one output. This is easy to do. The Amiga has four sound channels, numbered 0-3: Channels 0 and 3 always go to the left speaker, and channels 1 and 2 go to the right. There are five SOUND statements in the program (in the routines labeled *Switch*, *Putball*, and *Score*). In each SOUND statement, the final parameter controls whether the sound goes to the left or right output. For instance, the *Score* routine contains these statements:

```
SOUND j,1,64,Who  
SOUND j+400,1,64,3-Who
```

The program variable *Who* equals 0 when it's the left player's turn, and 1 on the right player's turn. Thus, when *Who*=0, the expressions *Who* and *3-Who* create sound in channels 0 and 3, which both go to the left speaker. When *Who*=1, they output through channels 1 and 2, which go to the right speaker. To defeat the stereo effect in these statements, replace *Who* and *3-Who* with the values 0 and 3, or 1 and 2, depending on which output you're using. Similar changes to the other SOUND statements will confine them to one speaker as well.

If you don't specify otherwise, SAY commands cause the program to halt until the computer finishes saying the current phrase. But at certain points in *Switchbox*, the computer talks "in the background" while it performs other program tasks. At the beginning, for example, you'll see it draw several graphics shapes while it pronounces the welcoming phrase. This effect is also quite simple to achieve.

Look at the first set of DATA statements in the *Setup* routine: These values are stored in an integer array (*Voice%*) for later use in SAY commands. Each element of the voice array controls a different aspect of the Amiga's speech, such as pitch, speaking rate, and so on. The next-to-last element in the array controls whether the program continues while SAY commands are in progress. Setting this value to 1 selects *synchronous* speech which proceeds in the background. Replacing the 1 with a 0 selects *asynchronous* speech mode, which halts program execution until the current phrase is finished.

numbers appear below the score-cards. The first is simply the total so far. The second is the total plus a bonus of the goal for the round if the player's points are equal to or greater than the goal. For example if the goal is 20 and you get 18, there's no bonus. If you score 22, the bonus is the goal for that round (20) and you'd have 42 points. The third number under the scoreboard is the difference between scores for

the rounds. If you win by two points, two is added to your score (and two is subtracted from the other player). The final number is the grand total of the first three scores and bonuses. Rounds one and three are fairly low-scoring with low goals. You may want to seed the field with extra balls during these quarters, so you can collect more points in the second and fourth quarters.

Variations

Although the goal of the game is to score the most points, there's no reason you couldn't agree to play for low score. In a "lowball" game, you would try to avoid scoring points. You wouldn't necessarily play backwards, you would have to adjust the strategy of where to place the balls. Fill up the board as much as possible and leave your opponent in a situation where he or she

is forced to score points.

The DATA statements at the beginning of the program (the *Set-up*: routine in the Amiga version) determine the goal for each round and the point values for the exit paths. You can prolong the game by doubling the goals; this also dilutes the value of a big score at the beginning of a round, preventing one player from winning on the first or second turn. An interesting variation is to assign negative values to some slots. If some paths score negative points, you are forced to think harder about where the balls will drop.

In addition to the numbered keys (1-8), the plus (+) and minus (-) keys are active. Pressing plus drops a ball at random down one of the eight entry paths. Pressing minus allows you to pass your turn to your opponent.

Once you've mastered the regular game, you can add some new rules. Each player gets three passes per half, similar to the three timeouts in a football game. If you don't like the looks of the board, press the minus key to use one of your passes. After one player has skipped a turn, the other player must play (this prevents the possibility of six passes in a row). It's also a good idea to make a rule that a player can't pass on two consecutive turns. You can also give each player two random moves to be played for the opponent. In other words, after making a move, you could inform your opponent that you're going to give him one of your random moves and you would press the plus key.

Here's one more change you could make: Instead of alternating turns, allow a player to continue after scoring. When a player drops a ball and scores some points, the other player would have to pass (by pressing the minus key). If the first player scores again, the opponent passes again, and so on until no more points are scored.

Playing Solitaire

To drop a ball, press a numbered key (1-8). If you're using a 128, ST or Amiga, the numeric keypad is convenient for choosing a move. By using the pass and random turn options, you can play against the

computer. Here are the rules for solitaire play:

1. The computer always scores first. At the beginning of every round, the computer plays randomly until at least one point is acquired. Press the plus key for the computer's turn. You must continue passing (skip your turn with the minus key) until the computer puts points on the board.

2. After the first score by the computer, you can begin to play. When the computer has a turn, press the plus key for a random move.

3. Whenever you make points, you must pass again until the computer scores. When the computer gets more points, you can begin to play again. This rule means you should hold back on the easy scores of a few points; wait until there's an avalanche available.

4. If you're the first to reach the goal, the computer gets a last chance. Don't make this move randomly; figure out the best opportunity for scoring and play that move for the last-chance turn.

In the interest of keeping these programs to a manageable length, no attempt has been made to provide an "intelligent" computer opponent. Once you become familiar with the game, you might find it an interesting project to try adding some routines that give the computer a rational basis for picking one move over another.


For instructions on entering these listings, please refer to "The New Automatic Proof-reader for Commodore" and "COMPUTE!'s Guide to Typing in Programs" in this issue of COMPUTE!.

Program 1. Commodore 128 Switchbox

```

FP 10 DIMSW(4,7,1),SP$(1),LB(3
    2,4),AR$(1),PT(4,16),SC(
    1,8)
DE 12 SP$(0)="{OFF}[*]{RVS}[*]
    {OFF}[*]{RVS}[*]";SP$(1)="{OFF}
    {RVS}[*]{OFF}[*]";AR$(0)="{
    <I [DOWN]{2 LEFT}J[W]";A
    R$(1)="{Q3K[UP]{2 LEFT}
    {SPACE}U>";QR=1:PRINTCHR
    $(27);;"M"
EC 14 COLOR0,16:COLOR4,7:COLOR
    5,7:TX=RDND(-TI/137)
QS 20 FORJ=1TO4:READPT(J,0):RE
    M NAME AND GOAL
XC 22 FORK=1TO8:READL:PT(J,K+8
    )=L:PT(J,9-K)=L:NEXTK,J:
    REM POINTS
RP 24 DATA 10:REM ROUND 1 (EQU
    AL)

```



"Switchbox" for the Commodore 128, a challenging strategy game.

```

PE 25 DATA 2,2,2,2,2,2,2,2
PF 26 DATA 40:REM ROUND 2 (FIB
    ONACCI)
HP 27 DATA 1,2,3,5,8,13,21,34
KJ 28 DATA 20:REM ROUND 3 (ARI
    THMETIC)
BG 29 DATA 2,3,4,5,6,7,8,9
EB 30 DATA 80:REM ROUND 4 (SQU
    ARES)
SF 31 DATA 1,4,9,16,25,36,49,6
    4
PB 40 SCNCLR:INPUT"PLAYER 1";P
    1$:INPUT"PLAYER 2";P2$:P
    1$=LEFT$(P1$,5):P2$=LEFT
    $(P2$,5):PRINTP1$;" VS "
    ;P2$
JD 42 PRINT"IS THIS CORRECT?":
    GETKEYA$:IFASC(A$)<>89TH
    EN40
PB 50 GOSUB500:GOSUB700:REM SE
    TUP
HD 60 FORRR=1TO4:TX=1072+40*RR
    :POKETX,90:POKETX+22,90
XG 62 GOSUB620:REM PUT SCORES
    {SPACE}AT BOTTOM
SF 65 QR=1-QR:COLOR5,7:TY=QR*2
    0:TX=28-TY:WINDOWTX,0,TX
    +2,1,1:PRINTRIGHT$(STR$(
    PT(RR,0)),3):PRINT"
    {2 HOME}":TX=8+TY:CHAR1
    ,TX,QR,AR$(QR)
SK 70 GOSUB900:IFSC(1-QR,RR)=>
    PT(RR,0)THEN300:REM END
    {SPACE}OF ROUND
AK 80 GOTO65
EX 300 FORJ=0TO1:FORK=5TO8:SC(
    J,K)=0:NEXTK,J
QP 310 FORJ=0TO1:FORK=1TO4:GL=
    PT(K,0):AC=SC(J,K):SC(J
    ,5)=SC(J,5)+AC:SC(J,6)=
    SC(J,6)-(AC>GL)*GL:SC(
    J,7)=SC(J,7)+(SC(J,K)-S
    C(1-J,K)):NEXTK,J
QB 320 FORJ=0TO1:FORK=6TO7:SC(
    J,K)=SC(J,K)+SC(J,5):NE
    XTK,J
SC 330 FORJ=0TO1:FORK=5TO7:SC(
    J,8)=SC(J,8)+SC(J,K):NE
    XTK,J
ME 340 COLOR5,12:FORJ=0TO1:FOR
    K=5TO8:Y$=STR$(SC(J,K))
    :L=LEN(Y$):TX=6+J*31-L:
    TY=3+K:CHAR1,TX,TY,Y$:N
    EXTJ,J
CX 400 NEXTRR:REM END OF MAIN
    {SPACE}LOOP 60-499
EB 499 GETKEYA$:RUN
BA 500 SCNCLR:PRINTSPC(11);"
    {A}[RVS]{O}[OFF]";:FORJ
    =1TO7:PRINT"[OFF]{R}
    {RVS}{O}";:NEXT:PRINT"
    {OFF}{S}";LL=7
QB 510 FORJ=0TO4:TX=9-2*J:TY=1

```



```

+J*4:BX=TX+20+J*4:BY=TY
+4:WINDOWTX,TY,BX,BY:RS
=" "
CD 520 FORK=1TO2:PRINT"
{2 SPACES}{RVS}{OFF}"
;:GOSUB600:PRINT{RVS}
{SPACE}:"NEXT
BQ 530 PRINT{RVS}{OFF}";
:GOSUB600:PRINT{RVS}
{3}
PM 540 LL=LL+2:PRINT{RVS}{
OFF}{3}";:GOSUB600:PRIN
T{"LEFT}{RVS}{3}
{OFF}";:NEXTJ
JP 550 WINDOW1,21,38,23:PRINT"
[R]";:GOSUB600:PRINT"
[R]"
BF 560 RS="{RVS}{U}{OFF}{E}":L
L=LL+1:PRINT"Z";:GOSU
B600:PRINT{"LEFT}{X}":W
INDOW0,0,39,24
QS 599 RETURN
KX 600 FORL=1TOLL:PRINTRS;:NEX
T:RETURN
MA 620 COLOR5,12:FORJ=1TO16:K=
PT(RR,J):JJ=2+J*2
RK 630 IFK>9THENL=INT(K/10):LS
=MID$(STR$(L),2,1):ELSE
LS=CHR$(32)
MC 640 CHAR1,JJ,23,LS:CHAR1,JJ
,24,RIGHT$(STR$(K),1):N
EXTJ:RETURN
SX 700 FORJ=0TO4:SY=4+J*4:FORK
=0TOJ+3:SX=12-J*2+K*4:C
HAR1,SX+1,SY-1," "
MX 710 WP=INT(RND(1)*2)
HA 720 SW(J,K,0)=WP:SW(J,K,1)=
0:GOSUB800
RM 730 NEXTK,J
SK 740 FORJ=1TO8:POKE1074+J*2,
48+J:NEXT
XJ 750 FORJ=0TO1:BX=J*31:WINDO
WBX,0,BX+7,7
BQ 760 PRINT{"OFF}{BLK}{D}
{RVS}{PUR}{7 SPACES}
{BLK}{K}{PUR}{D}{5 I}
{F}";
EQ 770 FORK=1TO4:PRINT{RVS}
{BLK}{K}{OFF}{PUR}{K}
{5 SPACES}{RVS}{K}":NE
XT
KQ 775 PRINT{"RVS}{BLK}{K}
{PUR}{C}{OFF}{5 I}{RVS}
{V}{OFF}{BLK}{C}{RVS}
{6 I}{OFF}{EV}";
HK 780 NEXT:PRINT{"2 HOME}":CO
LOR5,5
RE 790 CHAR1,3+(LEN(P1$)=5),0,
P1$,1
QJ 791 CHAR1,34+(LEN(P2$)=5),0,
P2$,1
RP 799 RETURN
BA 800 COLOR5,2:CHAR1,SX,SY,SP
$(WP):RETURN
JJ 900 FORJ=0TO32:LB(J,0)=0:NE
XT:NB=1:POKE208,0
RC 910 GETKEYA$:IFA$="-"THENRE
TURN:ELSEIFA$="+"THENA$
=STR$(INT(RND(1)*8+1))
FX 915 A=VAL(A$):IF(A<1)OR(A>8
)THEN910
FK 920 LB(0,0)=1:FORJ=1TO3:LB(
0,J)=0:NEXT:LB(0,4)=10+
A*2
SF 1000 DO:EX=1
KR 1010 FORJ=0TO32:IFLB(J,0)TH
ENEX=0:GOSUB1100
GP 1020 NEXT:IFEXTHENEXIT
EF 1030 LOOP:RETURN
KJ 1100 DY=LB(J,0):DX=LB(J,1):
LY=LB(J,2):NY=LB(J,3):

```

```

NX=LB(J,4):SM=1064+NX+
LY*160+NY*40:IF(LY+NY)
THENPOKESM,32
GJ 1110 LB(J,3)=(NY+1)AND3:ONN
Y+1GOTO1200,1300,1400,
1500
EE 1200 IFLY>4THENLB(J,0)=0:GO
TO1700:REM SCORING ROU
TINE
QE 1220 POKESM+40,81:ONINT(RND
(1)*3+1)GOTO1800,1810,
1820
QS 1300 VX=0:GOSUB1600:IF SW(W
Y,WX,1)AND(SW(WY,WX,0)
=SD)THEN VX=1-2*SD:LB(
J,1)=VX:LB(J,3)=NY+1:L
B(J,4)=NX+VX:POKESM+40
+VX,81:GOTO1840
EG 1310 IF SW(WY,WX,0)=SDTHENL
B(J,0)=0:SW(WY,WX,1)=1
:POKE SM+40,81:GOTO183
0
HC 1320 LB(J,3)=NY+1:POKESM+40
,81:ONINT(RND(1)*3+1)G
OTO1800,1810,1820
QD 1400 LB(J,1)=0:LB(J,4)=NX+D
X:POKESM+40+DX,81:GOTO
1850
FD 1500 LB(J,2)=LY+1:POKESM+40
,81:GOSUB1600:SW(WY,WX
,0)=1-SW(WY,WX,0)
DA 1510 IF SW(WY,WX,1)THENLB(N
B,0)=1:LB(NB,1)=0:LB(N
B,2)=LY:LB(NB,3)=0:LB(
NB,4)=NX+2-SD*4:NB=NB+
1:SW(WY,WX,1)=0:POKESM
-40+2-SD*4,32:GOSUB186
0
PA 1520 SX=12-WY*2+WX*4:SY=4+W
Y*4:WP=SW(WY,WX,0):GOS
UB800:GOTO1840
FH 1600 WY=LY:JX=(NX/2)+LY-6:W
X=INT(JX/2):SD=JXAND1:
RETURN
KX 1700 SF=PT(RR,NX/2-1)
RA 1710 SG=SC(QR,RR)+SF:COLOR5
,12
GG 1720 TX=5+31*QR+(SG>9)+(SG>
99)+(SG>999)
QS 1730 TY=1+RR:A$=MID$(STR$(S
G),2)
JJ 1740 CHAR1,TX,TY,A$:SC(QR,R
R)=SG:GOTO1870
MJ 1800 SOUND1,4500,8:RETURN
CP 1810 SOUND1,9000,8:RETURN
FC 1820 SOUND1,6750,8:RETURN
AH 1830 SOUND2,7500,8,1,6250,1
25,1,1024:RETURN
QD 1840 SOUND2,6000,12,2,4200,
150,3:RETURN
EH 1850 SOUND2,30000,12,2,1000
0,5000,3:RETURN
BX 1860 SOUND3,1500,24,0,1450,
25,3:RETURN
RQ 1870 SOUND1,12000,24:SOUND2
,7500,12,0,7300,25:SOU
ND3,9000,18:RETURN

```

Program 2. Commodore 64 Switchbox

```

RB 100 FORA=54272TO54295:POKEA
,0:NEXT:POKE54296,15:PO
KE54277,24:POKE54284,26
HE 110 V=54276:LB=54272:HB=LB+
1
GP 120 DIMSW(4,7,1),SP$(1),LB(
32,4),AR$(1),PT(4,16),S
C(1,8)
RP 130 SP$(0)="{OFF}{3}{RVS}

```

```

{3}{OFF}{3}":SP$(1)="{
OFF}{RVS}{OFF}{3}":AR$(
0)="{<I}{DOWN}{2 LEFT}{J
KW}":AR$(1)="{EQ}{K}{UP}
{2 LEFT}{U}":QR=1
CF 140 POKE53281,15:POKE53280,
15:POKE646,6:TX=RND(-TI
/137)
BD 150 FORJ=1TO4:READPT(J,0):R
EM NAME AND GOAL
SQ 160 FORK=1TO8:READL:PT(J,K+
8)=L:PT(J,9-K)=L:NEXTK,
J:REM POINTS
HH 170 DATA 10:REM ROUND 1 (EQ
UAL)
EE 180 DATA 2,2,2,2,2,2,2,2
RX 190 DATA 40:REM ROUND 2 (FI
BONACCI)
PH 200 DATA 1,2,3,5,8,13,21,34
MD 210 DATA 20:REM ROUND 3 (AR
ITHMETIC)
KP 220 DATA 2,3,4,5,6,7,8,9
SQ 230 DATA 80:REM ROUND 4 (SQ
UARES)
ED 240 DATA 1,4,9,16,25,36,49,
64
XS 250 PRINT{"CLR}":INPUT"PLAY
ER 1",P1$
PD 260 INPUT"PLAYER 2",P2$:P1$
=LEFT$(P1$,5):P2$=LEFT$(
P2$,5):PRINTP1$," VS "
;P2$
BH 270 PRINT"IS THIS CORRECT?"
:POKE198,0:WAIT198,1:GE
TA$:IFASC(A$)<>89THEN25
0
EF 280 GOSUB450:GOSUB610:REM S
ETUP
KP 290 FORRR=1TO4:TX=1072+40*R
R:POKETX,90:POKETX+22,9
0
HG 300 GOSUB560:REM PUT SCORES
AT BOTTOM
RK 310 QR=1-QR:POKE646,6:TY=QR
*20:TX=28-TY:CX=TX:CY=0
GJ 320 M$=RIGHT$(STR$(PT(RR,0)
),3)+"{DOWN}{3 LEFT}
{3 SPACES}":GOSUB1180
GE 330 TX=8+TY:CX=TX:CY=QR:M$=
AR$(QR):GOSUB1180
EA 340 GOSUB770:IFSC(1-QR,RR)=
>PT(RR,0)THEN360:REM EN
D OF ROUND
MJ 350 GOTO310
QP 360 FORJ=0TO1:FORK=5TO8:SC(
J,K)=0:NEXTK,J
HH 370 FORJ=0TO1:FORK=1TO4:GL=
PT(K,0):AC=SC(J,K):SC(J
,5)=SC(J,5)+AC
FF 380 SC(J,6)=SC(J,6)-(AC>GL
)*GL:SC(J,7)=SC(J,7)+(S
C(J,K)-SC(1-J,K)):NEXTK
,J
AP 390 FORJ=0TO1:FORK=6TO7:SC(
J,K)=SC(J,K)+SC(J,5):NE
XTK,J
XS 400 FORJ=0TO1:FORK=5TO7:SC(
J,8)=SC(J,8)+SC(J,K):NE
XTK,J
RJ 410 POKE646,11:FORJ=0TO1:FO
RK=5TO8:Y$=STR$(SC(J,K)
):L=LEN(Y$):TX=6+J*31-L
HE 420 TY=3+K:CX=TX+(TX<20):CY
=TY:M$=Y$:GOSUB1180:NEX
TK,J
SC 430 NEXTRR:REM END OF MAIN
{SPACE}LOOP 60-499
XJ 440 POKE198,0:WAIT198,1:RUN
PQ 450 PRINT{"CLR}":PRINTSPC(
11);"A{RVS}{O}{OFF}";
:FORJ=1TO7:PRINT{"OFF}

```



```

[R]{RVS}{OJ}";NEXT:PRIN
T"{OFF}{S}":LL=7
CQ 460 FORJ=0T04:TX=9-2*J:TY=1
+J*4:R$="-
CJ 470 FORK=1T02:~CX=TX:CY=TY+K
-1:M$="":GOSUB1180
QP 480 PRINT"{2 SPACES}{RVS}
{OFF}";:GOSUB550:PRINT
"{RVS}":NEXT
MB 490 CX=TX:CY=TY+K-1:M$="":G
OSUB1180
XD 500 PRINT"{RVS}~{OFF}";
:GOSUB550:PRINT"{RVS}
{~}":CX=TX:CY=TY+K:M$=
":GOSUB1180
CA 510 LL=LL+2:PRINT"{RVS}~
{OFF}~";:GOSUB550:PRIN
T"{LEFT}{~}{RVS}{~}
{OFF}";:NEXTJ
MK 520 PRINT:PRINT"{RIGHT}{R}
{SPACE}";:GOSUB550:PRIN
T"{R}"
CD 530 R$="{RVS}{U}{OFF}{E}":L
L=LL+1:PRINT"{Z}";:GOS
UB550:PRINT"{LEFT}{X}"
QJ 540 RETURN
AJ 550 FORL=1TOLL:PRINTR$;NEX
T:RETURN
SX 560 POKE646,11:FORJ=1T016:K
=PT(RR,J):JJ=2+J*2
MM 570 IFK>9THENL=INT(K/10):L$
=MID$(STR$(L),2,1):GOTO
590
GB 580 L$=CHR$(32)
QH 590 CX=JJ:CY=23:M$=L$:GOSUB
1180:~CX=JJ:CY=24:M$=RIG
HT$(STR$(K),1):GOSUB118
0
KB 600 NEXTJ:RETURN
XJ 610 FORJ=0T04:SY=4+J*4:~FORK
=0T0J+3:~SX=12-J*2+K*4
SR 620 CX=SX+1:CY=SY-1:M$="":
GOSUB1180
XG 630 M$="":CX=SX+1:CY=SY-1:
GOSUB1180:WP=INT(RND(1)
*2)
DM 640 SW(J,K,0)=WP:SW(J,K,1)=
0:GOSUB760
SH 650 NEXTK,J
SC 660 FORJ=1T08:POKE1074+J*2,
48+J:NEXT
JS 670 FORJ=0T01:BX=J*31:~CX=BX
:CY=0:M$="":GOSUB1180
AG 680 PRINT"{OFF}{BLK}{D}
{RVS}{PUR}{7 SPACES}
{DOWN}{8 LEFT}{RVS}
{BLK}{K}{PUR}{D}{5 I}
{F}";
DQ 690 FORK=1T05:~CX=BX:CY=K:M$
="":GOSUB1180:PRINT"
{RVS}{BLK}{K}{OFF}{PUR}
{K}{5 SPACES}{RVS}{K}":
NEXT
DA 700 CX=BX:CY=K:M$="":GOSUB1
180
GS 710 PRINT"{RVS}{BLK}{K}
{PUR}{C}{OFF}{5 I}{RVS}
{V}{DOWN}{8 LEFT}{OFF}
{BLK}{C}{RVS}{6 I}{OFF}
{V}"
XC 720 NEXT:POKE646,4
PD 730 CX=3+(LEN(P1$)=5):CY=0:
M$="{RVS}"+P1$+"{OFF}":
GOSUB1180
HP 740 CX=34+(LEN(P2$)=5):CY=0
:M$="{RVS}"+P2$+"{OFF}":
GOSUB1180
KE 750 RETURN
RC 760 POKE646,1:~CX=SX:CY=SY:M
$=SP$(WP):GOSUB1180:RET
URN

```

```


MD 770 FORJ=0TO32:LB(J,0)=0:NEXT
      XT:NB=1
AG 780 POKE198,0:WAIT198,1:GET
      A$
RA 790 IFA$="-"THENRETURN
MX 800 IFA$="+ "THENA$=STR$(INT
      (RND(1)*8+1))
HC 810 A=VAL(A$):IF(A<1)OR(A>8
      )THEN780
SH 820 LB(0,0)=1:FORJ=1TO3:LB(
      0,J)=0:NEXT:LB(0,4)=10+
      A*2
EX 830 EX=1
RM 840 FORJ=0TO32:IFLB(J,0)THE
      NEX=0:GOSUB870
BB 850 NEXT:IFEXTHENRETURN
DR 860 GOTO830
AM 870 DY=LB(J,0):DX=LB(J,1):L
      Y=LB(J,2):NY=LB(J,3):NX
      =LB(J,4)
SF 880 SM=1064+NX+LY*160+NY*40
      :IF(LY+NY)THENPOKESM,32
EF 890 LB(J,3)=(NY+1)AND3:ONNY
      +1GOTO900,920,960,970
BC 900 IFLY>4THENLB(J,0)=0:GOT
      O1030:REMSCORINGROUTI
      NE
MS 910 POKESM+40,81:ONINT(RND(
      1)*3+1)GOTO1080,1090,11
      00
XR 920 VX=0:GOSUB1020:IF SW(WY
      ,WX,1)=0OR(SW(WY,WX,0)=
      SD)=0THEN940
HP 930 VX=1-2*SD:LB(J,1)=VX:LB
      (J,3)=NY+1:LB(J,4)=NX+V
      X:POKESM+40+VX,81:GOTO1
      120
HB 940 IF SW(WY,WX,0)=SDTHENLB
      (J,0)=0:SW(WY,WX,1)=1:P
      OKE SM+40,81:GOTO110
DP 950 LB(J,3)=NY+1:POKESM+40,
      81:ONINT(RND(1)*3+1)GOT
      O1080,1090,1100
JS 960 LB(J,1)=0:LB(J,4)=NX+DX
      :POKESM+40+DX,81:GOTO11
      30
MQ 970 LB(J,2)=LY+1:POKESM+40,
      81:GOSUB1020:SW(WY,WX,0
      )=1-SW(WY,WX,0)
AH 980 IF SW(WY,WX,1)=0THEN101
      0
MD 990 LB(NB,0)=1:LB(NB,1)=0:L
      B(NB,2)=LY:LB(NB,3)=0:L
      B(NB,4)=NX+2-SD*4:NB=NB
      +1
AC 1000 SW(WY,WX,1)=0:POKESM-4
      0+2-SD*4,32:GOSUB1140
MC 1010 SX=12-WY*2+WX*4:SY=4+W
      Y*4:WP=SW(WY,WX,0):GOS
      UB760:GOTO1120
FA 1020 WY=LY:JX=(NX/2)+LY-6:W
      X=INT(JX/2):SD=JXAND1:
      RETURN
SB 1030 SF=PT(RR,NX/2-1)
GE 1040 SG=SC(QR,RR)+SF:POKE64
      6,11
RJ 1050 TX=5+31*QR+(SG>9)+(SG>
      99)+(SG>999)
EJ 1060 TY=1+RR:A$=MID$(STR$(S
      G),2)
BE 1070 CX=TX:CY=TY:M$=A$:GOSU
      B1180:SC(QR,RR)=SG:GOT
      O1150
KK 1080 POKELB,48:POKEHB,4:POK
      E?V,32:POKEV,33:RETURN
QA 1090 POKELB,97:POKEHB,8:POK
      EV,32:POKEV,33:RETURN
BA 1100 POKELB,152:POKEHB,5:PO
      KEV,32:POKEV,33:RETURN
FA 1110 POKEV,32:POKEV,33:FORA
      =50TO10STEP-1:POKEHB,A

```


```

                                :NEXT:RETURN
HH 1120 RETURN
PB 1130 POKELB,152:POKEHB,10:P
OKEV,128:POKEV,129:RET
URN
RM 1140 POKELB+7,0:POKEHB+7,2:
POKEV+7,128:POKEV+7,12
9:RETURN
DR 1150 POKELB,195:POKEHB,16:P
OKELB+7,135:POKEHB+7,3
3:POKEV,32:POKEV,33:PO
KEV+7,32
QX 1160 POKEV+7,33:RETURN
HE 1170 REM CHAR COMMAND
FP 1180 POKE783,0:POKE781,CY:P
OKE782,CX:SYS65520:PRI
NTMS::RETURN

```



The Commodore 64 version of "Switch-box" makes good use of character graphics.



"Switchbox" for eight-bit Atari computers.

Program 3. Atari Switchbox

Version by Kevin Mykytyn, Editorial Programmer

```
HI 100 OPEN #1,4,0,"K:";SCR=
      PEEK(88)+256*PEEK(89)
AL 120 DIM SW(4,7),SX(4,7),S
      P$(6),LB(32,4),AR$(6)
      ,PT(4,16),SC(1,8),P1$
      (20),P2$(20)
AB 125 DIM M$(20),T$(20),Y$(
      10),R$(10),L$(10),A$(
      5)
GA 127 FOR A=0 TO 1:FOR B=0
      TO 8:SC(A,B)=0:NEXT B
      :NEXT A
NJ 130 SP$(1,3)=" { } { N }":
      SP$(4,6)=" { N } { H } { I }":
      AR$(1,3)="< ":AR$(4,
      6)="> ":QR=1
BB 140 SETCOLOR 4,3,2:SETCOL
      OR 2,0,8:SETCOLOR 1,0
      ,0
EL 150 FOR J=1 TO 4:READ Q:P
      T(J,0)=Q:REM NAME AND
```


GOAL PB 160 FOR K=1 TO 8:READ L:P T(J,K+8)=L:PT(J,9-K)= L:NEXT K:NEXT J:REM P OINTS BD 170 DATA 10 HH 180 DATA 2,2,2,2,2,2,2 BI 190 DATA 40 BB 200 DATA 1,2,3,5,8,13,21, 34 AP 210 DATA 20 IO 220 DATA 2,3,4,5,6,7,8,9 BH 230 DATA 80 JA 240 DATA 1,4,9,16,25,36,4 9,64 JI 250 PRINT "CLEAR":PRINT "PLAYER 1":INPUT P 1\$ NK 260 PRINT "DOWN"PLAYER 2 ":INPUT P2\$:IF LEN(P1\$)>5 THEN P1\$=P1\$(1 ,5) AP 264 IF LEN(P2\$)>5 THEN P2 \$=P2\$(1,5) KA 266 PRINT "PRINT P1\$;" VS ";P2\$ MA 270 PRINT "DOWN"IS THIS CORRECT?":GET #1,A:IF CHR\$(A)<>"Y" THEN 25 0 BH 280 POKE 752,1:GOSUB 450: GOSUB 610:REM SETUP FJ 290 FOR RR=1 TO 4:TX=SCR+ 48+40*RR:POKE TX,96:P OKE TX+22,96 PD 300 GOSUB 560:REM PUT SCO RES AT BOTTOM DA 310 QR=1-QR:TY=QR*20:TX=2 8-TY:CY=TX:CY=0 LF 320 M\$=STR\$(PT(RR,0)):M\$(3,3)=" " BO 330 GOSUB 1180:TX=8+TY:CY =TX:CY=0:M\$=AR\$(QR*3+ 1,QR*3+3):GOSUB 1180 IA 340 GOSUB 770:IF SC(1-QR, RR)>PT(RR,0) THEN 36 0:REM END OF ROUND BF 350 GOTO 310 JK 360 FOR J=0 TO 1:FOR K=5 TO 8:SC(J,K)=0:NEXT K :NEXT J FA 370 FOR J=0 TO 1:FOR K=1 TO 4:GL=PT(K,0):AC=SC (J,K):SC(J,5)=SC(J,5) +AC EG 380 SC(J,6)=SC(J,6)+(AC>= GL)*GL:SC(J,7)=SC(J,7)+(SC(J,K)-SC(1-J,K)) :NEXT K:NEXT J NC 390 FOR J=0 TO 1:FOR K=6 TO 7:SC(J,K)=SC(J,K)+ SC(J,5):NEXT K:NEXT J LJ 400 FOR J=0 TO 1:FOR K=5 TO 7:SC(J,8)=SC(J,8)+ SC(J,K):NEXT K:NEXT J AP 410 FOR J=0 TO 1:FOR K=5 TO 8:Y\$=STR\$(SC(J,K)) :L=LEN(Y\$):TX=6+J*31- L NP 420 TY=3+K:CY=TX-(TX<20): CY=TY:M\$=Y\$:GOSUB 118 0:NEXT K:NEXT J GD 430 NEXT RR:REM END OF MA IN LOOP HG 440 GET #1,TK:RUN HM 450 PRINT "CLEAR":PRIN T "({11 SPACES})({T}): :FOR J=1 TO 7:PRINT " (W){T}":NEXT J:PRINT "({E}):LL=7 BD 460 FOR J=0 TO 4:TX=9-2*J :TY=1+J*4:R\$="(=" " BC 470 FOR K=1 TO 2:CY=TX:CY		
=TY+K-1:M\$="":GOSUB 1 180 AL 480 PRINT " "":GOSUB 5 50:PRINT " "":NEXT K GF 490 CX=TX:CY=TY+K-1:M\$="": GOSUB 1180 PG 500 PRINT " {H} "":GOSUB 550:PRINT " {J} "":CX= TX:CY=TY+K:M\$="":GOSU B 1180 EF 510 LL=LL+2:PRINT " {H} {X} "":GOSUB 550:PRINT " {LEFT} {X} {J} "":NEXT J BG 520 PRINT "PRINT " {RIGHT} {W} "":GOSUB 550:PRIN T " {W} " JP 530 R\$="(U){X}":LL=LL+1:P RINT " {Z} "":GOSUB 55 0:PRINT " {LEFT} {C} " HJ 540 RETURN MN 550 FOR L=1 TO LL:PRINT R \$:NEXT L:RETURN CD 560 FOR J=1 TO 16:K=PT(RR ,J):JJ=2+J*2 LE 570 IF K>9 THEN L=INT(K/1 0):T\$=STR\$(L):L\$=T\$(1 ,1):GOTO 590 AD 580 L\$=CHR\$(32) NE 590 CX=JJ:CY=22:M\$=L\$:GOS UB 1180:CY=JJ:CY=23:T \$=STR\$(K):M\$=T\$(LEN(T \$),LEN(T\$)):GOSUB 118 0 DJ 600 NEXT J:RETURN IG 610 FOR J=0 TO 4:SY=4+J*4 :FOR K=0 TO J+3:SX=12 -J*2+K*4 EE 620 CX=SY+1:CY=SY-1:M\$=" " :GOSUB 1180 BB 630 M\$="":CX=SY+1:CY=SY- 1:GOSUB 1180:WP=INT(R ND(1)*2) PF 640 SW(J,K)=WP:SW(J,K)=0: GOSUB 760 DI 650 NEXT K:NEXT J JD 660 FOR J=1 TO 8:POKE SCR +50+J*2,16+J:NEXT J JH 670 FOR J=0 TO 1:BX=J*31: CX=BX:CY=0:M\$="":GOSU B 1180 KK 680 PRINT "({8 SPACES})": IN 690 FOR K=1 TO 5:CY=BX:CY =K:M\$="":GOSUB 1180:P RINT "({Y})({6 SPACES}) {X} "":NEXT K BH 700 CX=BX:CY=K:M\$="":GOSU B 1180 KE 710 PRINT "({8 SPACES})": FH 720 NEXT J:FOR TK=1 TO LE N(P1\$):P1\$(TK,TK)=CHR \$(ASC(P1\$(TK,TK))+128):NEXT TK JH 725 FOR TK=1 TO LEN(P2\$): P2\$(TK,TK)=CHR\$(ASC(P 2\$(TK,TK))+128):NEXT TK LO 730 CX=3-(LEN(P1\$)=5):CY= 0:M\$=P1\$:GOSUB 1180 PF 740 CX=3-(LEN(P2\$)=5):CY =0:M\$=P2\$:GOSUB 1180 HM 750 RETURN GL 760 CX=SY:CY=SY:M\$=SP\$(WP *3+1,WP*3+3):GOSUB 11 80:RETURN GL 770 FOR J=0 TO 32:LB(J,0) =0:NEXT J:NB=1 KP 780 GET #1,A:A\$=CHR\$(A) FB 790 IF A\$=" " THEN RETURN NH 800 IF A\$="+" THEN A\$=STR \$(INT(RND(1)*8+1)) NA 805 IF A\$<"1" OR A\$>"8" T HEN 780		
LA 810 A=VAL(A\$) CA 820 LB(0,0)=1:FOR J=1 TO 3:LB(0,J)=0:NEXT J:LB (0,4)=10+A*2 OI 830 EX=1:EV=0 CC 840 FOR J=0 TO 32:IF LB(J ,0) THEN EX=0:GOSUB 8 70 LK 850 NEXT J:SOUND 1,0,0,0: SOUND 3,0,0,0:SOUND 2 ,100,4,EV:EV=EV-(EV>0):IF EX THEN RETURN HC 860 GOTO 830 IG 870 DY=LB(J,0):DX=LB(J,1) :LY=LB(J,2):NY=LB(J,3):NX=LB(J,4) KB 880 SM=SCR+40+NX+LY*160+N Y*40:IF (LY+NY) THEN POKE SM,0 JD 890 LB(J,3)=(NY+1)-4*(INT ((NY+1)/4)):ON NY+1 G OTO 900,920,960,970 PA 900 IF LY>4 THEN LB(J,0)= 0:GOTO 1030:REM SCORI NG ROUTINE KI 910 POKE SM+40,84:ON INT(RND(1)*3+1) GOTO 1080 ,1090,1100 HF 920 VX=0:GOSUB 1020:IF SX (WY,WX)=0 OR (SW(WY,W X)=SD)=0 THEN 940 EE 930 VX=1-2*SD:LB(J,1)=VX: LB(J,3)=NY+1:LB(J,4)= NX+VX:POKE SM+40+VX,8 4:GOTO 1120 DM 940 IF SW(WY,WX)=SD THEN LB(J,0)=0:SW(WY,WX)=1 :POKE SM+40,84:GOTO 1 110 KO 950 LB(J,3)=NY+1:POKE SM+ 40,84:ON INT(RND(1)*3 +1) GOTO 1080,1090,11 00 CO 960 LB(J,1)=0:LB(J,4)=NX+ DX:POKE SM+40+DX,84:G OTO 1130 PD 970 LB(J,2)=LY+1:POKE SM+ 40,84:GOSUB 1020:SW(W Y,WX)=1-SW(WY,WX) BF 980 IF SX(WY,WX)=0 THEN 1 010 AK 990 LB(NB,0)=1:LB(NB,1)=0 :LB(NB,2)=LY:LB(NB,3) =0:LB(NB,4)=NX+2-SD*4 :NB=NB+1 KK 1000 SX(WY,WX)=0:POKE SM- 40+2-SD*4,0:GOSUB 11 40 EA 1010 SX=12-WY*2+WX*4:SY=4 +WY*4:WP=SW(WY,WX):G OSUB 760:GOTO 1120 EB 1020 WY=LY:JX=(NX/2)+LY-6 :WX=INT(JX/2):SD=JX- 2*(INT(JX/2)):RETURN ME 1030 SF=PT(RR,NX/2-1) LK 1040 SB=SC(QR,RR)+SF JI 1050 TX=5+31*QR-(SB>9)-(S B>99)-(SB>999) JF 1060 TY=1+RR:A\$=STR\$(SB) IC 1070 CX=TX:CY=TY:M\$=A\$:G SUB 1180:SC(QR,RR)=S B:GOTO 1150 EJ 1080 SOUND 1,60,10,10:RET URN HI 1090 SOUND 1,121,10,10:RE TURN EF 1100 SOUND 1,81,10,10:RET URN OI 1110 FOR A=10 TO 30:SOUND 1,A,12,10:NEXT A:SO UND 1,0,0,0:RETURN KE 1120 RETURN IG 1130 FOR A=40 TO 20 STEP		


```

-1: SOUND 1,A,12,10:N
EXT A: SOUND 1,0,0,0:
RETURN
MC 1140 SOUND 2,100,4,15:EV=
15:RETURN
AA 1150 SOUND 1,121,10,10:SO
UND 3,81,10,10
KI 1160 RETURN
MK 1170 REM CHAR COMMAND
CP 1180 POSITION CX,CY:PRINT
M$::RETURN

```

Program 4. Apple II Switchbox

Version by Tim Victor, Editorial Programmer

```

10 100 DIM SW(4,7,1),SP$(1),LB(3
2,4),AR$(1),PT(4,16),SC(1
,B)
04 110 SP$(0) = "%&":SP$(1) = "
!" + CHR$(34):AR$(0) =
"<--":AR$(1) = "--":QR =
1
03 120 FOR J = 1 TO 4: READ PT(J
,0)
6C 130 FOR K = 1 TO 8: READ L:PT
(J,K + 8) = L:PT(J,9 - K)
= L: NEXT K,J
04 140 DATA 10,2,2,2,2,2,2,2
AE 150 DATA 40,1,2,3,5,8,13,21,3
4
05 160 DATA 20,2,3,4,5,6,7,8,9
6E 170 DATA 80,1,4,9,16,25,36,49
,64
16 180 HOME: FLASH: PRINT "REA
DING DATA STATEMENTS- ONE
MOMENT": NORMAL
72 190 IF PEEK(768) < 169 THEN
N POKE 230,64: GOSUB 970
68 195 IF PEEK(190*256) = 76 TH
EN PRINT CHR$(4) "PR#A$3
5C": GOTO 210
5C 200 POKE 54,92: POKE 55,3: CA
LL 1002: POKE 6,0
E1 210 TEXT: HOME: INPUT "PLAY
ER 1: ";P1$: INPUT "PLAYE
R 2: ";P2$
32 220 PRINT "IS THIS CORRECT?":
GET A$:A = ASC(A$): IF
A < 89 AND A < 121 TH
EN 210
E8 230 POKE 7,138: GOSUB 350: GO
SUB 530
08 240 FOR RR = 1 TO 4: POKE 7,1
38: VTAB RR + 1: HTAB 8:
PRINT "+": HTAB 30: PRIN
T "+";
58 250 GOSUB 490
20 260 POKE 7,141:QR = 1 - QR: V
TAB 1: HTAB 28 - QR * 21:
PRINT " ";PT(RR,0);" ";
POKE 7,138: HTAB 8 + QR
* 20: PRINT AR$(QR)
94 270 GOSUB 630: IF SC(1 - QR,R
R) > PT(RR,0) THEN 290
22 280 GOTO 260
69 290 POKE 7,141: FOR J = 0 TO
1: FOR K = 5 TO 8:SC(J,K)
= 0: NEXT K,J
56 300 FOR J = 0 TO 1: FOR K = 1
TO 4:GL = PT(K,0):AC = S
C(J,K):SC(J,5) = SC(J,5)
+ AC:SC(J,6) = SC(J,6) +
(AC > 8L) * GL:SC(J,7)
= SC(J,7) + (SC(J,K) - SC
(1 - J,K)): NEXT K,J
4E 310 FOR J = 0 TO 1: FOR K = 6
TO 7:SC(J,K) = SC(J,K) +
SC(J,5): NEXT K,J
48 320 FOR J = 0 TO 1: FOR K = 5
TO 7:SC(J,8) = SC(J,8) +

```

```

SC(J,K): NEXT K,J
4A 330 FOR J = 0 TO 1: FOR K = 5
TO 8:Y$ = STR$(SC(J,K))
:L = LEN(Y$):TX = 6 + J
* 31 - L:TY = 3 + K: VTAB
TY: HTAB TX: PRINT Y$: N
EXT K,J
C4 340 NEXT RR: VTAB 15: HTAB 16
: PRINT "GAME OVER"
44 341 VTAB 17: HTAB 15: PRINT "
PLAY AGAIN?"
44 345 GET G$: IF G$ = "" THEN 3
45
54 346 IF G$ + "N" THEN : HOME :
STOP
15 347 IF G$ = "Y" THEN RUN
C3 348 GOTO 345
E6 350 HOME: HGR2
CE 360 FOR I = 0 TO 5: FOR J = 0
TO 1
8A 370 HTAB 11 - I * 2: VTAB I *
4 + J + 2: PRINT " ";: H
TAB 27 + I * 2: PRINT " ";
: NEXT
2C 380 NEXT : FOR I = 0 TO 4
84 390 HTAB 10 - I * 2: VTAB I *
4 + 4: PRINT CHR$(33);
CHR$(34);
97 400 HTAB 27 + I * 2: PRINT CH
R$(37); CHR$(38);
86 410 HTAB 9 - I * 2: VTAB I *
4 + 5: PRINT CHR$(35); C
HR$(36);
C6 420 HTAB 28 + I * 2: PRINT CH
R$(39); CHR$(40)
02 430 NEXT
19 440 HCOLOR= 5: FOR I = 0 TO 6
: FOR HP = 87 - I * 14 TO
171 + I * 14 STEP 28
7E 450 VS = I * 32 - 28:VE = VS
+ 50: IF VS < 8 THEN VS =
8
3D 460 IF VE > 182 THEN VE = 182
22 470 HPLLOT HP,VS TO HP,VE: NEX
T
08 480 NEXT : RETURN
CB 490 POKE 7,141: FOR J = 1 TO
16:K = PT(RR,J):JJ = 2 +
J * 2
4D 500 IF K > 9 THEN L = INT (K
/ 10):L$ = STR$(L): GOTO
520
3E 510 L$ = " "
58 520 VTAB 23: HTAB JJ: PRINT L
$: HTAB JJ: PRINT RIGHT$
(STR$(K),1);: NEXT J: R
ETURN
96 530 FOR J = 0 TO 4:SY = 5 + J
* 4: FOR K = 0 TO J + 3:
SX = 12 - J * 2 + K * 4
88 540 WP = INT (RND (1) * 2)
15 550 SW(J,K,0) = WP:SW(J,K,1)
= 0: GOSUB 620
31 560 NEXT K,J
A2 570 POKE 7,141
88 580 VTAB 1: HTAB 12: FOR J =
1 TO 8: PRINT J;" ";: NEX
T
E8 590 VTAB 1: HTAB 3 - (LEN (P
1$) = 5): PRINT P1$;
FD 600 HTAB 34 - (LEN (P2$) = 5
): PRINT P2$;
18 610 RETURN
27 620 VTAB SY: HTAB SX: PRINT S
P$(WP): RETURN
CB 630 FOR J = 0 TO 32:LB(J,0) =
0: NEXT NB = 1
48 640 GET A$: IF A$ = "-" THEN
RETURN
FF 650 IF A$ = "+" THEN A$ = STR
$(INT (RND (1) * 8 + 1
))
2F 660 A = VAL (A$): IF A < 1 OR

```

```

A > 8 THEN 640
F7 670 LB(0,0) = 1: FOR J = 1 TO
3:LB(0,J) = 0: NEXT :LB(
0,4) = 10 + A * 2
CA 680 EX = 1
86 690 FOR J = 0 TO 32: IF LB(J,
0) THEN EX = 0: GOSUB 720
2C 700 NEXT : IF EX = 0 THEN 680
19 710 RETURN
F3 720 DY = LB(J,0):DX = LB(J,1)
:LY = LB(J,2):NY = LB(J,3
):NX = LB(J,4): IF (LY +
NY) THEN GOSUB 1060
98 730 LB(J,3) = NY + 1 - (NY =
3) * 4: ON NY + 1 GOTO 74
0,760,790,800
E1 740 IF LY > 4 THEN LB(J,0) =
0: GOTO 840
86 750 GOSUB 1080: ON INT (RND
(1) * 3 + 1) GOTO 880,890
,900
E4 760 VX = 0: GOSUB 830: IF SW(
WY,WX,1) AND (SW(WY,WX,0)
= SD) THEN VX = 1 - 2 *
SD:LB(J,1) = VX:LB(J,3) =
NY + 1:BX = NX + VX:LB(J
,4) = BX:BY = NY + LY * 4
+ 3: GOSUB 1090: GOTO 93
0
7D 770 IF SW(WY,WX,0) = SD THEN
LB(J,0) = 0:SW(WY,WX,1) =
1: GOSUB 1080: GOTO 920
F1 780 LB(J,3) = NY + 1: GOSUB 1
080: ON INT (RND (1) * 3
+ 1) GOTO 880,890,900
64 790 LB(J,1) = 0:BX = NX + DX:
LB(J,4) = BX:BY = NY + LY
* 4 + 3: GOSUB 1090: GOT
O 940
84 800 LB(J,2) = LY + 1: GOSUB 1
080: GOSUB 830:SW(WY,WX,0)
= 1 - SW(WY,WX,0)
62 810 IF SW(WY,WX,1) THEN LB(NB
,0) = 1:LB(NB,1) = 0:LB(N
B,2) = LY:LB(NB,3) = 0:LB
(NB,4) = NX + 2 - SD * 4:
NB = NB + 1:SW(WY,WX,1) =
0:BX = NX + 2 - SD * 4:BY
= NY + LY * 4 + 1: GOSU
B 1070: GOSUB 950
E9 820 SX = 12 - WY * 2 + WX * 4
:SY = 5 + WY * 4:WP = SW(
WY,WX,0): GOSUB 620: GOTO
930
5D 830 WY = LY:JX = (NX / 2) + L
Y - 6:WX = INT (JX / 2):S
D = JX - INT (JX / 2) * 2
: RETURN
E8 840 POKE 7,141:SF = PT(RR,NX
/ 2 - 1)
86 850 SG = SC(QR,RR) + SF
4F 860 TX = 6 + 31 * QR - LEN (
STR$(SG))
DC 870 VTAB RR + 1: HTAB TX: PRI
NT SG:SC(QR,RR) = SG: POK
E 7,138: GOTO 960
85 880 POKE 776,80: GOTO 910
6A 890 POKE 776,160: GOTO 910
21 900 POKE 776,201: GOTO 910
69 910 POKE 781,200: POKE 841,1:
POKE 849,196: POKE 798,9
6: CALL 768: RETURN
44 920 POKE 776,208: POKE 781,22
0: POKE 841,5: POKE 849,4
: POKE 798,97: CALL 768:
RETURN
83 930 POKE 776,232: POKE 781,25
5: POKE 841,0: POKE 849,0
: POKE 798,240: CALL 768:
RETURN
FA 940 POKE 776,216: POKE 781,24
0: POKE 841,4: POKE 849,4
: POKE 798,240: CALL 768:

```



```

RETURN
FB 950 POKE 776,160: POKE 781,16
0: POKE 841,1: POKE 849,9
6: POKE 798,240: CALL 768
: RETURN
EB 960 POKE 776,160: POKE 781,22
0: POKE 841,6: POKE 849,6
: POKE 798,97: CALL 768:
RETURN
BB 970 FOR I = 768 TO 947: READ
A: POKE I,A: NEXT
AF 980 FOR I = 24576 TO 24831: P
OKE I,128: NEXT
7B 990 FOR I = 24832 TO 25087 ST
EP 4: POKE I,128: POKE I
+ 1,136: POKE I + 2,170:
POKE I + 3,136: NEXT
B9 1000 FOR I = 35328 TO 35439:
READ A: POKE I,A: NEXT
51 1010 FOR I = 35552 TO 35559:
READ A: POKE I,A: NEXT
F5 1020 FOR I = 35568 TO 35575:
READ A: POKE I,A: NEXT
C0 1030 FOR I = 35704 TO 35711:
READ A: POKE I,A: NEXT
12 1040 FOR I = 36200 TO 36311:
READ A: POKE I,A: NEXT
D0 1050 FOR I = 36360 TO 36599:
READ A: POKE I,A: NEXT :
RETURN
B4 1060 BY = NY + LY * 4 + 2: BX
= NX
6B 1070 VTAB BY: HTAB BX: PRINT
": RETURN
C5 1080 BX = NX: BY = NY + LY * 4
+ 3
FB 1090 VTAB BY: HTAB BX: PRINT
"0": RETURN
AF 1100 DATA 169,1,141,88,3,160,
0,169
5B 1110 DATA 160,141,49,3,169,25
5,141,59
5B 1120 DATA 3,173,59,3,141,90,3
,78
5A 1130 DATA 88,3,144,12,185,0,1
45,200
64 1140 DATA 141,89,3,169,128,14
1,88,3
FC 1150 DATA 78,89,3,144,3,173,4
8,192
19 1160 DATA 162,0,232,208,253,1
44,3,173
A3 1170 DATA 48,192,162,159,232,
208,253,238
25 1180 DATA 90,3,208,211,24,173
,59,3
8C 1190 DATA 233,3,141,59,3,173,
49,3
51 1200 DATA 105,3,141,49,3,144,
186,96
6C 1210 DATA 8,5,0,255,216,120,1
33,69
25 1220 DATA 134,70,132,71,166,7
,10,10
AD 1230 DATA 176,4,16,62,48,4,16
,1
44 1240 DATA 232,232,10,134,27,2
4,101,6
5B 1250 DATA 133,26,144,2,230,27
,165,40
F2 1260 DATA 133,8,165,41,41,3,5
,230
CC 1270 DATA 133,9,162,8,160,0,1
77,26
95 1280 DATA 36,50,48,2,73,127,1
64,36
39 1290 DATA 145,8,230,26,208,2,
230,27
B7 1300 DATA 165,9,24,105,4,133,
9,202
5B 1310 DATA 208,226,165,69,166,
70,164,71
64 1320 DATA 88,76,240,253
5C 1330 DATA 0,0,0,0,0,0,0,0

```

```


90 1340 DATA 0,64,96,112,120,124
,126,127
E0 1350 DATA 127,63,31,15,7,3,1,
0
E3 1360 DATA 64,96,112,120,124,1
26,127,127
7D 1370 DATA 63,31,15,7,3,1,0,0
3F 1380 DATA 127,126,124,120,112
,96,64,0
A9 1390 DATA 0,1,3,7,15,31,63,12
7
B1 1400 DATA 126,124,120,112,96,
64,0,0
44 1410 DATA 1,3,7,15,31,63,127,
127
AB 1420 DATA 0,0,0,0,0,0,0,127
F7 1430 DATA 127,127,127,127,127
,127,127,127
EE 1440 DATA 0,0,28,62,127,62,28
,0
66 1450 DATA 0,0,0,0,0,0,0,0
7C 1460 DATA 0,0,0,127,127,0,0,0
7C 1470 DATA 0,12,6,127,127,6,12
,0
0B 1480 DATA 0,24,48,127,127,48,
24,0
9A 1490 DATA 0,0,28,62,62,62,28,
0
0D 1500 DATA 0,0,0,0,14,0,0,0
FF 1510 DATA 0,0,0,14,0,14,0,0
F1 1520 DATA 0,60,102,48,24,0,24
,0
9C 1530 DATA 0,60,102,118,110,10
2,60,0
C9 1540 DATA 0,24,28,24,24,24,60
,0
B4 1550 DATA 0,60,102,48,12,102,
126,0
29 1560 DATA 0,60,102,48,96,102,
60,0
B2 1570 DATA 0,48,56,52,126,48,4
8,0
3B 1580 DATA 0,126,6,62,96,102,6
0,0
E1 1590 DATA 0,60,6,62,102,102,6
0,0
A0 1600 DATA 0,126,96,48,24,12,1
2,0
B5 1610 DATA 0,60,102,60,102,102
,60,0
0F 1620 DATA 0,60,102,102,124,48
,24,0
B6 1630 DATA 0,24,48,126,126,48,
24,0
AD 1640 DATA 0,124,102,102,126,1
02,102,0
8D 1650 DATA 0,62,102,102,62,102
,126,0
69 1660 DATA 0,60,102,6,6,102,62
,0
CB 1670 DATA 0,62,102,102,102,10
2,62,0
0C 1680 DATA 0,126,6,6,62,6,126,
0
4B 1690 DATA 0,126,6,6,62,6,6,0
F0 1700 DATA 0,60,102,6,118,102,
62,0
73 1710 DATA 0,102,102,102,126,1
02,102,0
CC 1720 DATA 0,24,24,24,24,24,24
,0
77 1730 DATA 0,96,96,96,96,102,6
0,0
64 1740 DATA 0,102,102,54,30,102
,102,0
DD 1750 DATA 0,6,6,6,6,6,126,0
B7 1760 DATA 0,102,126,102,102,1
02,102,0
8D 1770 DATA 0,62,102,102,102,10
2,102,0
41 1780 DATA 0,60,102,102,102,10
2,60,0
91 1790 DATA 0,62,102,102,62,6,6
,0

```


```

9C 1800 DATA 0,60,102,102,102,54
,108,0
4B 1810 DATA 0,62,102,102,62,102
,102,0
11 1820 DATA 0,60,102,12,48,102,
62,0
7B 1830 DATA 0,126,24,24,24,24,2
4,0
FD 1840 DATA 0,102,102,102,102,1
02,62,0
02 1850 DATA 0,102,102,102,102,1
02,24,0
D4 1860 DATA 0,102,102,102,102,1
26,102,0
1A 1870 DATA 0,102,102,102,60,10
2,102,0
B0 1880 DATA 0,102,102,102,60,24
,24,0
CE 1890 DATA 0,126,48,24,12,6,12
6,0
5C 1900 DATA 0,0,0,0,0,0,0,0
60 1910 DATA 0,0,0,0,0,0,0,0
64 1920 DATA 0,0,0,0,0,0,0,0
6A 1930 DATA 0,0,24,60,60,24,0,0

```



Machine language creates the custom graphics in the Apple II version of "Switchbox."



IBM PC/PCjr "Switchbox," a colorful two-player game.

Program 5. IBM PC/PCjr Switchbox

Version by Tim Victor, Editorial Programmer

```

PB 100 RANDOMIZE TIMER
LD 110 SCREEN 1,0:CLS
LD 120 KEY OFF
BL 130 COLOR 7,0
JB 140 DIM BOX(4,7,1),FALLING(32
,4),POINTS(4,16),SCORE(1,
8)
CA 150 DIM S(250),LEFTSW(35),RIG
HTSW(35),BALL(4),UNBALL(4
),LARROW(35),RARROW(35)
QL 160 FOR J=1 TO 4:READ POINTS(
J,0)
CK 170 FOR K=1 TO 8:READ L:POINT
S(J,K+8)=L:POINTS(J,9-K)=

```



```

L:NEXT K,J
BJ 180 DATA 10,2,2,2,2,2,2,2,2
BP 190 DATA 40,1,2,3,5,8,13,21,3
4
OI 200 DATA 20,2,3,4,5,6,7,8,9
PM 210 DATA 80,1,4,9,16,25,36,49
,64
BD 220 LOCATE 1,1:INPUT "Player
1: ";P1$:P1$=LEFT$(P1$,5)
DB 230 INPUT "Player 2: ";P2$:P2
$=LEFT$(P2$,5)
KN 240 PRINT P1$;" vs ";P2$:PRIN
T "Is this correct? (y/n)
"
PP 250 YN$=INKEY$:IF YN$="" THEN
250
DA 260 IF YN$="n" OR YN$="N" THE
N 220
PJ 270 ROUND=4
PA 280 CLS:GOSUB 970:GOSUB 700
EB 290 CLS:GOSUB 1030:GOSUB 540
KP 300 PLAYER=1:PUT (225,1),RARR
OW:FOR ROUND=1 TO 4:GOSUB
500
PB 310 FOR I=0 TO 1:CIRCLE (53+2
56*I,18+ROUND*8),2
DL 320 PAINT (53+256*I,18+ROUND*
8),3:NEXT
EK 330 PLAYER=1-PLAYER:LOCATE 1,
9+PLAYER*21:PRINT SPACE$(
2)
OA 340 PUT (60,1),LARRROW:PUT(225
,1),RARRROW
CN 350 LOCATE 1,30-PLAYER*21:PRI
NT RIGHT$(STR$(POINTS(ROU
ND,0)),2)
DE 360 GOSUB 1210:IF SCORE(1-PLA
YER,ROUND)<POINTS(ROUND,0
) THEN 330
KO 370 FOR J=0 TO 1:FOR K=5 TO 8
JI 380 SCORE(J,K)=0:NEXT K,J
DE 390 FOR J=0 TO 1:FOR K=1 TO 4
:BNUS=POINTS(K,0):AMT=SC
ORE(J,K)
HF 400 SCORE(J,5)=SCORE(J,5)+AMT
:SCORE(J,6)=SCORE(J,6)-BN
US*(AMT)=BNUS
HL 410 SCORE(J,7)=SCORE(J,7)+SCO
RE(J,K)-SCORE(1-J,K):NEXT
K,J
AD 420 FOR J=0 TO 1:FOR K=6 TO 7
:SCORE(J,K)=SCORE(J,K)+SC
ORE(J,5):NEXT K,J
JA 430 FOR J=0 TO 1:FOR K=5 TO 7
:SCORE(J,8)=SCORE(J,8)+SC
ORE(J,K):NEXT K,J
EK 440 FOR J=0 TO 1:FOR K=5 TO 8
:SCORE$=STR$(SCORE(J,K))
HA 450 LOCATE K+6,1+J*34:PRINT S
PACE$(5)
NM 460 LOCATE K+6,5-LEN(SCORE$)+
J*34:PRINT SCORE$:NEXT K,
J
KB 470 NEXT ROUND:LOCATE 11,12:P
RINT "Play again? (Y/N)"
PD 480 K$=INKEY$:IF K$="n" OR K$
="N" THEN CLS:END:ELSE IF
K$="y" OR K$="Y" THEN RU
N:ELSE GOTO 480
QO 500 FOR J=1 TO 16:K=POINTS(RO
UND,J):JJ=3+J*2
IF 510 LOCATE 24,JJ:IF K>9 THEN
PRINT MID$(STR$(K),2,1);
ELSE PRINT " ";
BK 520 LOCATE 25,JJ:PRINT RIGHT$(
STR$(K),1);:NEXT
MF 530 RETURN
QI 540 LINE (4,11)-(54,65),2,BF
NM 550 LINE (9,6)-(59,60),0,BF
IE 560 LINE (9,6)-(59,60),1,B
BA 570 LINE (10,18)-(58,18),1
EF 580 GET (4,6)-(59,65),S:PUT (
262,6),S,PSET
NL 590 LOCATE 2,5-LEN(P1$)/2:PRI
NT P1$
QP 600 LOCATE 2,37-LEN(P2$)/2:PR
INT P2$
FD 610 FOR J=1 TO 8:LOCATE 1,J*2
+10:PRINT J:NEXT
NC 620 FOR SWITCHY=0 TO 4
EH 630 FOR SWITCHX=0 TO SWITCHY+
3
AC 640 WP=INT(RND(1)*2):BOX(SWIT
CHY,SWITCHX,0)=WP:BOX(SWI
TCHY,SWITCHX,1)=0
MC 650 GOSUB 670
JA 660 NEXT SWITCHX,SWITCHY:RETU
RN
BI 670 SY=24+SWITCHY*32: SX=92-SW
ITCHY*16+SWITCHX*32
IO 680 IF WP=0 THEN PUT (SX,SY),
LEFTSW,PSET ELSE PUT (SX,
SY),RIGHTSW,PSET
NC 690 RETURN
PP 700 FOR I=1 TO 10:LINE (I+155
,52)-(I+157,51),2
BP 710 LINE (I+189,20)-(I+191,19
),2:NEXT
BO 720 FOR I=172 TO 180:LINE (I,
12)-(I+10,22),1
NO 730 LINE (I+1,11)-(I+3,10),2
LF 740 LINE (I,44)-(I+10,54),1
IO 750 LINE (I+1,43)-(I+3,42),2:
NEXT
HD 760 LINE (186,21)-(200,22),1,
BF
NB 770 LINE (166,53)-(154,54),1,
BF
BO 780 GET (172,6)-(202,22),LEFT
SW
MF 790 GET (154,38)-(184,54),RIG
HTSW
LE 800 ARC=3.14159/2
NL 810 FOR I=1 TO 2:CIRCLE (80,8
),I*4,3,ARC,ARC*2
BD 820 CIRCLE (68,6),I*4,3,ARC*3
,ARC*4
OC 830 CIRCLE (231,8),I*4,3,0,AR
C
OP 840 CIRCLE (243,6),I*4,3,ARC*
2,ARC*3:NEXT
MP 850 LINE (80,1)-(88,4),3,BF
PI 860 LINE (231,1)-(223,4),3,BF
FB 870 LINE (61,9)-(67,13),3,BF
HL 880 LINE (250,9)-(244,13),3,B
F
BB 890 PAINT (74,7),3
LJ 900 PAINT (237,7),3
HD 910 FOR I=5 TO 17:LINE (58,11
)-(64,I),3
EM 920 LINE (253,11)-(247,1),3:N
EXT
IL 930 GET (58,1)-(88,17),LARRROW
EP 940 GET (223,1)-(253,17),RARR
OW
NM 950 RETURN
KH 960 '----- DRAW SWITCHBOX
-----
IM 970 CIRCLE (100,100),3,3
GE 980 PAINT (100,100),3
NE 990 GET (97,97)-(103,103),BAL
L
AH 1000 PUT (97,97),BALL,PRESET
HL 1010 GET (97,97)-(103,103),UN
BALL
IB 1020 RETURN
GB 1030 LINE (80,24)-(87,39),1,B
F
MC 1040 LINE (224,24)-(231,39),1
,BF
MH 1050 FOR I=0 TO 7:LINE (81+I,
23)-(96+I,8),1
PM 1060 LINE (208+I,8)-(223+I,23
),1:NEXT
PD 1070 GET (80,8)-(103,39),S
HP 1080 FOR I=0 TO 3:PUT (64-I*1
6,I*32+40),S:NEXT
HK 1090 GET (208,8)-(231,39),S
JE 1100 FOR I=0 TO 3:PUT (224+I*
16,I*32+40),S:NEXT
LK 1110 LINE (96,8)-(215,15),0,B
F
DL 1120 LINE (16,168)-(23,183),1
,BF
KI 1130 LINE (288,168)-(295,183)
,1,BF
NG 1140 FOR I=0 TO 7:LINE (16+I,
184)-(29,197-I),1
KK 1150 LINE (288+I,184)-(282,19
0+I),1:NEXT
BF 1160 FOR I=0 TO 6:FOR HP=123-
I*16 TO 187+I*16 STEP 32
VF 1170 VS=I*32-32:VE=VS+64:IF V
S<8 THEN VS=8
ME 1180 IF VE>186 THEN VE=186
DK 1190 LINE (HP,VS)-(HP,VE),1:N
EXT:NEXT
IP 1200 RETURN
IK 1210 'GAME STUFF
FD 1220 FOR FBALL=0 TO 32:FALLIN
G(FBALL,0)=0:NEXT:NEWBAL
L=1
LA 1230 A$="":WHILE A$="" A$=INK
EY$:WEND
GE 1240 IF A$="-" THEN RETURN
PK 1250 IF A$="+" THEN A$=CHR$(I
NT(RND(1)*8+49))
EI 1260 A=VAL(A$):IF A<1 OR A>8
THEN 1230
HK 1270 FALLING(0,0)=1:FOR J=1 T
O 3:FALLING(0,J)=0:NEXT
BB 1280 FALLING(0,4)=10+A*2
QL 1290 EXIT=0:WHILE EXIT=0:EXIT
=1
QH 1300 FOR FBALL=0 TO 32:IF FAL
LING(FBALL,0)=1 THEN EXI
T=0:GOSUB 1320
AA 1310 NEXT:WEND:RETURN
FM 1320 DY=FALLING(FBALL,0):DX=F
ALLING(FBALL,1):LEVEL=FA
LLING(FBALL,2)
HA 1330 NY=FALLING(FBALL,3):NX=F
ALLING(FBALL,4)
IH 1340 IF LEVEL<>0 OR NY<>0 THE
N GOSUB 1570
AB 1350 NY=NY+1:FALLING(FBALL,3)
=NY AND 3:ON NY GOTO 136
0,1380,1420,1430
FH 1360 IF LEVEL=5 THEN FALLING(
FBALL,0)=0:GOTO 1500
BM 1370 GOSUB 1560:ON INT(RND(1)
*3+1) GOTO 1580,1590,160
0
QK 1380 VX=0:GOSUB 1540
LC 1390 IF BOX(SWITCHY,SWITCHX,1
)=1 AND BOX(SWITCHY,SWIT
CHX,0)=SIDE THEN VX=1-2*
SIDE:FALLING(FBALL,1)=VX
:NX=NX+VX:FALLING(FBALL,
4)=NX:GOSUB 1560:GOTO 16
10
DM 1400 GOSUB 1560:IF BOX(SWITC
H Y,SWITCHX,0)=SIDE THEN F
ALLING(FBALL,0)=0:BOX(SW
ITCHY,SWITCHX,1)=1:GOTO
1620
PA 1410 ON INT(RND(1)*3+1) GOTO
1580,1590,1600
IG 1420 FALLING(FBALL,1)=0:NX=NX
+DX:FALLING(FBALL,4)=NX:
GOSUB 1560:GOTO 1630
PE 1430 FALLING(FBALL,2)=LEVEL+1
:GOSUB 1560
CL 1440 GOSUB 1540:BOX(SWITCHY,S
WITCHX,0)=1-BOX(SWITCHY,
SWITCHX,0)
DB 1450 IF BOX(SWITCHY,SWITCHX,1
)=0 THEN 1490
QI 1460 FALLING(NEWBALL,0)=1:FAL
LING(NEWBALL,1)=0:FALLIN
G(NEWBALL,2)=LEVEL
BL 1470 FALLING(NEWBALL,3)=0:FAL

```



```

LING(NEWBALL,4)=NX+2-SID
E#4
HD 1480 BOX(SWITCHY,SWITCHX,1)=0
:GOSUB 1640
OO 1490 WP=BOX(SWITCHY,SWITCHX,0)
:GOSUB 670:GOTO 1630
PD 1500 AMT=POINTS(ROUND,NX/2-1)
:SUBTOT=SCORE(PLAYER,ROUND)+AMT
NJ 1510 SUBS=STR$(SUBTOT):LOCATE
ROUND+3,7-LEN(SUBS)+PLA
YER#32:PRINT SUBS
MO 1520 SCORE(PLAYER,ROUND)=SUBT
OT
AC 1530 GOTO 1650
LN 1540 SWITCHY=LEVEL:JX=NX/2+LE
VEL-6
JL 1550 SWITCHX=INT(JX/2):SIDE=J
X-INT(JX/2):#2:RETURN
CO 1560 PUT(NX#8,8+LEVEL#32+NY#
8),BALL,OR:RETURN
OE 1570 PUT(NX#8,8+LEVEL#32+NY#
8),UNBALL,AND:RETURN
OO 1580 FOR I=0 TO 1:SOUND 880,1
:SOUND 32767,1:NEXT:RETU
RN
KL 1590 FOR I=0 TO 1:SOUND 660,1
:SOUND 32767,1:NEXT:RETU
RN
CM 1600 FOR I=0 TO 1:SOUND 440,1
:SOUND 32767,1:NEXT:RETU
RN
OD 1610 FOR I=1 TO 6:SOUND 1100#
RND(1)+37,1:NEXT:RETURN
IM 1620 FOR I=800 TO 200 STEP -2
0:SOUND I,.1:NEXT:RETURN
GA 1630 FOR I=1 TO 6:SOUND 550#R
ND(1)+37,1:NEXT:RETURN
FB 1640 FOR I=0 TO 1:FOR J=440 T
O 880 STEP 80:SOUND J,.5
:NEXT J,1:RETURN
KJ 1650 FOR I=0 TO 5:SOUND 330,.
5:SOUND 440,.5:SOUND 550
,.5:NEXT
KI 1660 SOUND 32767,1:RETURN

```

Program 6. Amiga Switchbox

Version by Philip I. Nelson,
Assistant Editor

'Switchbox for 512K Amiga-
'Set Preferences for 80 columns-

Restart:-
CLEAR:GOSUB Setup-

Main:-
FOR Round=1 TO 4-
PUT(80,7+Round*8),Ball-
PUT(616,7+Round*8),Ball-
GOSUB Values-
SAY TRANSLATE\$(Intro\$(Round))-
Keepgoing:-
Who=1-Who 'alternate players-
GOSUB Taketurn-
IF SC(1-Who,Round)=>Points(Round,
0) THEN Nextround-
GOTO Keepgoing-

Nextround:-
FOR j=0 TO 1:FOR k=5 TO 8-
SC(j,k)=0:NEXT:NEXT-
FOR j=0 TO 1:FOR k=1 TO 4-
gx=Points(k,0):ac=SC(j,k)-
SC(j,5)=SC(j,5)+ac-
SC(j,6)=SC(j,6)-(ac>gx)*gx-
SC(j,7)=SC(j,7)+SC(j,k)-SC(1-j,k)-
NEXT:NEXT-

```

FOR j=0 TO 1:FOR k=6 TO 7-
SC(j,k)=SC(j,k)+SC(j,5)-
NEXT:NEXT-
FOR j=0 TO 1:FOR k=5 TO 7-
SC(j,8)=SC(j,8)+SC(j,k)-
NEXT:NEXT-
FOR j=0 TO 1-
FOR k=5 TO 8:y$=STR$(SC(j,k))-
x=LEN(y$):tx=8+j*64-x:ty=4+k-
LOCATE ty,tx-1:PRINT SPACE$(2)-
LOCATE ty,tx:PRINT y$-
NEXT:NEXT-
NEXT Round-

```

Gohome:-
LINE (240,70)-(362,100),2,bf-
LOCATE 11,32:PRINT "Play again?"-
text\$=Who\$(ABS(SC(1,8)>SC(0,8)))-
text\$=text\$+" wins this game."-
text\$=text\$+"How about another?"-
SAY TRANSLATE\$(text\$),Voice%-
FOR j=0 TO 10:x\$=INKEY\$:NEXT-
Again:-
x\$=INKEY\$:IF x\$="" THEN Again-
SAY TRANSLATE\$("OK."),Voice%-
IF x\$="y" OR x\$="Y" THEN WINDO
W CLOSE 2:GOTO Restart-
SAY TRANSLATE\$("Bye-bye."),Voice
%-
WINDOW CLOSE 2-
END-

Taketurn:-
FOR j=0 TO nb:LB(j,0)=0:NEXT:nb=1-
SAY TRANSLATE\$(Who\$(Who)+CHR\$(
46))-
PUT(140,5),Larrow:PUT(440,5),Rarro
w-
FOR j=0 TO 9:x\$=INKEY\$:NEXT-
Getkey:-
a\$=INKEY\$:IF a\$="-" THEN RETURN
-
IF a\$="+" THEN a\$=STR\$(INT(RND(1)
*8+1))-
a=VAL(a\$):IF (a<1) OR (a>8) THEN Get
key-
LB(0,0)=1-
FOR j=1 TO 3:LB(0,j)=0:NEXT-
LB(0,4)=a+3-
Moreballs:-
ex=1:FOR j=0 TO nb-
IF LB(j,0) THEN ex=0:GOSUB Moveone-
NEXT:IF ex=0 THEN Moreballs-
x=0:FOR j=13 TO 7 STEP -3:FOR k=
x TO 15-x-
PUT(Column(k),Row(j)+1),Blank,AND
-
NEXT:x=x+1:NEXT:RETURN-

Moveone:-
dy=LB(j,0):dx=LB(j,1):LY=LB(j,2)-
ny=LB(j,3):nx=LB(j,4)-
IF ny THEN-
PUT(Column(nx),Row(ny+(LY*3)+1)
,Blank,AND-
END IF-
LB(j,3)=(ny+1) MOD 3-
ON ny+1 GOTO Pos0,Pos1,Pos2-

Pos0:-
IF LY>4 THEN LB(j,0)=0:GOTO Score-
vx=0:GOSUB Whichway-
IF (SW(wx,wy,1)) AND (SW(wx,wy,0)=
sd) THEN-
vx=1-2*sd:LB(j,3)=ny+1:LB(j,4)=nx
+vx-
GOTO Putball-
END IF-

```

IF SW(wx,wy,0)=sd THEN-
LB(j,0)=0-
SW(wx,wy,1)=1:ny=ny+1-
GOTO Putball-
END IF-
LB(j,3)=ny+1:GOTO Putball-

```

Pos1:-
LB(j,1)=0:LB(j,4)=nx+dx:GOTO Putbal
l-
-
Pos2:-
LB(j,2)=LY+1:GOSUB Whichway-
SW(wx,wy,0)=1-SW(wx,wy,0)-
IF SW(wx,wy,1) THEN-
PUT(Column(LB(j,4)+1-sd*2),Row(ny
+(LY*3))),Blank,AND-
LB(nb,0)=1:LB(nb,1)=0:LB(nb,2)=LY-
LB(nb,3)=0:LB(nb,4)=nx+1-sd*2:nb
=nb+1-
SW(wx,wy,1)=0-
END IF-
sx=Xpos(wx,wy):sy=Ypos(wx,wy)-
wp=SW(wx,wy,0)-
'Always fall thru to switch-

Switch:-
PUT(sx,sy),Swblank,AND-
ON wp+1 GOTO Left,Right-
Left:-
PUT(sx,sy),Lswitch,OR:GOTO Bop-
Right:-
PUT(sx,sy),Rswitch,OR-
Bop:-
SOUND 100,1,64,Who-
SOUND 250,1,64,3-Who-
RETURN-

Putball:-
SOUND INT(RND(1)*10)*(30*LY)+200,1
,64,Who-
PUT(Column(nx),Row(ny+(LY*3)+1))
,Ball,OR-
RETURN-

Whichway:-
wx=LY:wy=INT((nx+LY-4)/2):sd=(
nx+LY) AND 1:RETURN-

Score:-
sf=Points(Round,nx+1):sg=SC(Who,
Round)+sf-
tx=8+63*Who+(sg>9)+(sg>99)+(sg
>999)-
ty=2+Round:a\$=MID\$(STR\$(sg),2)-
LOCATE ty,tx:PRINT a\$-
SC(Who,Round)=sg-
FOR j=1600 TO 200 STEP -300-
SOUND j,1,64,Who-
SOUND j+400,1,64,3-Who-
NEXT:RETURN-

Values:-
FOR j=0 TO 1-
k=2+70*j:LOCATE 15,k-
PRINT SPACE\$(3):LOCATE 15,k-
PRINT RIGHT\$(STR\$(Points(Round,0)),
3)-
NEXT-
FOR j=1 TO 16:k=Points(Round,j)-
m=6+j*3.75-
IF k>9 THEN-
x=INT(k/10)-
x\$=MID\$(STR\$(x),2,1)-
ELSE-
x\$=CHR\$(32)-
END IF-
LOCATE 22,m:PRINT x\$;-


```

LOCATE 23,m:PRINT RIGHTS$(STR$(k),1
);-
NEXT:RETURN-

Setup:-
RANDOMIZE TIMER-
DIM Voice%(8)
FOR j=0 TO 8
READ Voice%(j):NEXT
DATA 110,0,150,0,22200,64,10,1,0
Greet$="Hi. Welcome to Switchbox."-
PRINT Greet$
SAY TRANSLATE$(Greet$),Voice%-
SCREEN 2,640,200,2,2-
PALETTE 0, 0, 0, 0 -
PALETTE 1, 1, 1, 1-
PALETTE 2, 0, .1, .7 -
PALETTE 3, 1, 1, .13-
WINDOW 2,"Switchbox",-0-
DIM Larrow(30),Rarrow(30),Wav%(256
),Lefthunk(400)-
DIM Righthunk(400),Swblank(100),Rs
witch(200)-
DIM Lswitch(200),Column(16),Row(25)
-
DIM Blank(70),Ball(60),Piece(80)-
DIM SW(8,8,1),LB(32,4),Points(4,16),SC
(1,8)-
FOR j=0 TO 10:LINE (0,5)-(10,j),3-
NEXT-
LINE (10,3)-(20,7),3,bf-
GET (0,0)-(20,10),Larrow-
PUT (0,0),Larrow-
FOR j=0 TO 10-
LINE (20,5)-(10,j),3-
NEXT-
LINE (0,3)-(10,7),3,bf-
GET (0,0)-(20,10),Rarrow-
PUT (0,0),Rarrow-
GET (8,2)-(22,9),Blank-
CIRCLE (15,4),7,1-
PAINT (16,4),1-
GET (8,0)-(22,9),Ball-
PUT (8,0),Ball-
FOR j=0 TO 127:Wav%(j)=-127-
Wav%(j+128)=127:NEXT-
FOR j=0 TO 3:WAVE j,Wav%-
NEXT-
DATA 10,"round 1. equal scores."-
DATA 2,2,2,2,2,2,2,2-
DATA 40,"round 2. fibonacci seequenc
e."-
DATA 1,2,3,5,8,13,21,34-
DATA 20,"round 3. arithmetic seequen
ce."-
DATA 2,3,4,5,6,7,8,9-
DATA 80,"round 4. seequence of square
s."-
DATA 1,4,9,16,25,36,49,64-
FOR j=1 TO 4:READ Points(j,0)-
READ Intro$(j)-
FOR k=1 TO 8:READ x-
Points(j,k+8)=x:Points(j,9-k)=x-
NEXT k:NEXT j-
a=215:b=2-
FOR j=0 TO 4-
a=a-30:b=b+30-
FOR k=0 TO j+3-
Xpos(j,k)=a+k*60-
Ypos(j,k)=b-
NEXT:NEXT-
k=0-
FOR j=70 TO 520 STEP 30-
Column(k)=j-
k=k+1:NEXT-
k=0-
FOR j=4 TO 154 STEP 10-
Row(k)=j:k=k+1:NEXT-

```

```

NEXT-
LINE (245,39)-(280,40),3,bf-
GET (245,32)-(298,40),Rswitch-
PUT (184,32),Swblank,AND-
FOR j=0 TO 20-
LINE (184+j,32)-(193+j,40),3-
NEXT-
LINE (193,39)-(236,40),3,bf-
GET (184,32)-(236,40),Lswitch-
FOR m=0 TO 4:FOR n=0 TO m+3-
sx=Xpos(m,n):sy=Ypos(m,n)-
wp=INT(RND(1)*2)-
SW(m,n,0)=wp-
SW(m,n,1)=0-
Who=1-Who:GOSUB Switch-
NEXT n:NEXT m-
PUT (140,5),Larrow-
RETURN-

```

The Amiga version of "Switchbox" features speech and stereo sound effects.

"Switchbox" for the Atari 520ST computer.

Version by Kevin Mykytyn, Editorial Programmer


```

140 fullw 2:clearw 2:gotoxy 0,0:input "PL
    AYER 1";p1$
150 input "PLAYER 2";p2$:p1$=left$(p1$,
    5);p2$=left$(p2$,5):print p1$;" VS " ;p
    2$
160 print "IS THIS CORRECT?":GK=IN
    P(2):if gk<>asc("Y") and gk<>asc("y")
    ) then 140
170 gosub 410:gosub 510:color 1,1,1
180 for rr=1 to 4:color 5:gotoxy 0,1+rr:pr
    int ""*;gotoxy 28,1+rr:print ""*
190 gosub 450:rem put scores at bottom
200 qr=1-qr:ty=qr*20:tx=26-ty:cx=tx
    :cy=0
210 color 5:m$=right$(str$(pt(rr,0)),2):gos
    ub 1110
220 CX=6+ty:cy=0:m$=ar$(qr):gosub 11
    10
230 gosub 660:if sc(1-qr,rr) >= pt(rr,0) th
    en 250:rem end of round
240 goto 200
250 for j=0 to 1:for k=5 to 8:sc(j,k)=0:ne
    xt k,j
260 for j=0 to 1:for k=1 to 4:gl=pt(k,0):a
    c=sc(j,k):sc(j,5)=sc(j,5)+ac
270 sc(j,6)=sc(j,6)-(ac>=gl)*gl:sc(j,7)=sc
    (j,7)+(sc(j,k)-sc(1-j,k)):next k,j
280 for j=0 to 1:for k=6 to 7:sc(j,k)=sc(j,
    k)+sc(j,5):next k,j
290 for j=0 to 1:for k=5 to 7:sc(j,8)=sc(j,
    8)+sc(j,k):next k,j
300 for j=0 to 1:for k=5 to 8:y$=str$(sc(j
    ,k)):l=len(y$):tx=5+j*28-1
310 ty=2+k:cx=tx+(tx<20):cy=ty:m$=
    y$:color 4:gosub 1110:next k,j
320 next rr:rem end of main loop
330 color 1,1,8
340 gotoxy 9,10:print spc (19)
350 gotoxy 9,11:print "PLAY AGAIN? (Y/
    N) "
360 gotoxy 9,12:print spc (19)
370 for a=78 to 231 step 153:linef a,100,a,
    109:next
380 linef 78,100,231,100:linef 78,109,231,10
    9
390 a=inp(2):if a=asc("Y") or a=asc("y")
    ) then clear:goto 10 else end
410 clearw 2:color 4,1,6
420 for j=1 to 8:gotoxy 7+2*j,0:print j:ne
    xt
430 for j=82 to 227 step 18.125:linef j,0,j,1
    90:next
440 linef 82,9,227,9:return
450 for j=1 to 14:k=pt(rr,j):jj=2+j*2
460 if k>9 then l=int(k/10):l$=mid$(str$(
    l),2,1):goto 480
470 l$=chr$(32)
480 gotoxy jj,16:print l$:cx=jj:cy=17
490 gotoxy jj,17:print right$(str$(k),1);
500 next j:return
510 gosub 580:for j=0 to 3:sy=4+j*4:fo
    r k=0 to j+3:sx=12-j*2+k*4
520 cx=sx-1:cy=sy-2:m$="" :gosub 11
    10:color 0,0,0,0
530 linef cx*9*9+10,cx*9+3,cy*9+10:
    wp=int(rnd(1)*2)
540 sw(j,k,0)=wp:sw(j,k,1)=0:gosub 650
550 next k,j:color 11
560 cx=1:cy=0:m$=p1$:gosub 1110
570 cx=29:cy=0:m$=p2$:gosub 1110:retu
    rn
580 linef 82,51,64,69:linef 64,69,64,172
590 linef 64,87,46,105:linef 46,105,46,172
600 linef 46,123,28,141:linef 28,141,28,172
610 linef 228,51,246,69:linef 246,69,246,172
620 linef 246,87,264,105:linef 264,105,264,1
    72
630 linef 264,123,282,141:linef 282,141,282,

```

```

172
640 return
650 color 2:cx=sx-2:cy=sy-1:m$=sp$(
wp):gosub 1110:return
660 for j=0 to 32:lb(j,0)=0:next:nb=1
670 a=inp(2):a$=chr$(a)
680 if a$="-"then return
690 if a$="+ "then a$=str$(int(rnd(1)*8
+1))
700 a=val(a$):if (a<1)or(a>8) then 670
710 lb(0,0)=1:for j=1 to 3:lb(0,j)=0:next:l
b(0,4)=10+a*2
720 ex=1
730 for j=0 to 32:if lb(j,0) then ex=0:gos
ub 760
740 next:sound 1,0,0,0:if ex then return
750 goto 720
760 dy=lb(j,0):dx=lb(j,1):ly=lb(j,2):ny=1
b(j,3):nx=lb(j,4):QT=LY*4+NY
770 if (ly+ny) AND LY<4 then gotoxy nx
+q1,ly*4+ny+q2:print " "
780 color 11:lb(j,3)=(ny+1) and 3:on ny+
1 goto 790,810,860,880
790 if ly>3 then lb(j,0)=0:goto 950:rem sc
oring routine
800 gosub 1120:on int(rnd(1)*3+1) goto 10
00,1010,1020
810 vx=0:gosub 940:if sw(wy,wx,1)=0 o
r (sw(wy,wx,0)=sd)=0. then 840
820 vx=1-2*sd:lb(j,1)=vx:lb(j,3)=ny+1
830 lb(j,4)=nx+vx:gotoxy nx+q1+vx,ly*
4+ny+q2-(qt<15):print "o":goto 10
50
840 if sw(wy,wx,0)=sd then lb(j,0)=0:sw(
wy,wx,1)=1:gosub 1120:goto 1030
850 lb(j,3)=ny+1:gosub 1120:on int(rnd(1
)*3+1) goto 1000,1010,1020
860 lb(j,1)=0:lb(j,4)=nx+dx:gotoxy nx+
q1+dx,ly*4+ny+q2-(qt<15):prin
t "o"
870 goto 1060
880 if qt<15 then gosub 1120
890 lb(j,2)=ly+1:gosub 940:sw(wy,wx,0)
=1-sw(wy,wx,0)
900 if sw(wy,wx,1)=0 then 930
910 lb(nb,0)=1:lb(nb,1)=0:lb(nb,2)=ly:lb(
nb,3)=0:lb(nb,4)=nx+2-sd*4:nb=
nb+1
920 sw(wy,wx,1)=0:gotoxy nx+q1+2-s
d*4,ly*4+ny+q2-1:print"":gosub 10
70
930 sx=12-wy*2+wx*4:sy=4+wy*4:w
p=sw(wy,wx,0):gosub 650:goto 1050
940 wy=ly:jx=int(nx/2)+ly-6:wx=int(j
x/2):sd=jx and 1:return
950 sf=pt(rr,nx/2-sf)
960 sg=sc(qr,rr)+sf
970 tx=3+29*qr+(sg>9)+(sg>99)+(sg>9
99)
980 ty=rr+1:a$=mid$(str$(sg),2):color 6
990 cx=tx:cy=ty:m$=a$:gosub 1110:sc(qr
,rr)=sg:goto 1080
1000 sound 1,15,1,3:wave 1,1,12,90,0:return
1010 sound 1,15,1,4:wave 1,1,12,90,0:return
1020 sound 1,15,6,3:wave 1,1,12,90,0:return
1030 for a=12 to 1 step -2:sound 1,15,a,5:
wave 1,1,10,20
1040 next:return
1050 return
1060 wave 16,2,0,1000,3:return
1070 wave 16,2,0,18000,5:return
1080 for a=7 to 1 step -1:sound 1,15,1,a:w
ave 1,1,12,90,2:next
1090 sound 1,0,0,0:return
1100 rem char command
1110 gotoxy cx,cy:print m$:return
1120 gotoxy nx+q1,ly*4+ny+q2-(qt<1
5):print "o":return

```

[illegible]

The Works! For Commodore And Apple

James V. Trunzo

Requirements: Commodore 64 or 128 (in 64 mode) with a disk drive; or an Apple II-series computer with at least 64K RAM and a disk drive. Printer recommended.

"Jack of all trades but master of none" is a saying that could be applied to a collection of programs entitled *The Works!* from First Star Software. However, the saying would reflect only upon the level of sophistication of the individual programs making up *The Works!*, and should not be considered a criticism of the package as a whole.

The Works! is a compendium of useful programs for computer novices by Fernando Herrera, who first gained prominence with a program entitled *My First Alphabet*, winner of an Atari First Star Award. When considering *The Works!*, it is essential to keep in mind the audience for which it is intended.

The package is subtitled "A Complete Collection of Home Software," and that's just what *The Works!* is—with an emphasis on "home." It contains 13 programs divided into four main categories: Tools, Organizers, Arts, and Learning. Under the heading of Tools, you find such programs as Letter Writer, Loans & Investments, Calculator, Weights & Measures, and Math Formulas; the Organizers section includes Family Finances, Calendar Pad, Address Book, and Stock Portfolio; the Arts section has Graphics Painter and Music Composer; and the Learning section has Typing Teacher and Math Races.

All of the programs that make up *The Works!* are completely functional. However, none of them are—nor do they pretend to be—the final answer in their genre. Letter Writer, for example, is a more-than-adequate word processor for writing letters. It contains basic commands such as Move, Copy, Delete, and Insert, as well as a number of print-formatting commands. You wouldn't use it to do a college term

paper with elaborate footnotes, though.

Similarly, all the other programs in *The Works!* provide a simple, working introduction to each type of software. They take advantage of the latest windowing techniques and are very easy to use. Also, there's a certain amount of integration among the programs. For example, when using Letter Writer, you can look up an entry in the Address Book program and merge it with a letter; or you can insert the result of a calculation done on the Calculator program into a report you are writing. You're also free to copy any of the programs onto a separate disk to be used apart from the rest, if you desire.

The value of *The Works!* lies in this: It gives new users a taste of a wide variety of programs and introduces some of the useful functions that can be performed by a home computer. Furthermore, it does so at a reasonable cost. You could pay \$100 or more for a sophisticated financial program and then discover that you don't need it or don't like to use it. Family Finances in *The Works!* gives you the opportunity to try a program of this type before you invest in a more expensive package.

For those new to the world of computers and computer software, *The Works!* provides an easy entry into a sometimes bewildering domain.

The Works!
First Star Software, Inc.
18 East 41st Street
New York, NY 10017
\$49.95

Under Fire For Apple

James V. Trunzo

Requirements: Apple II-series computer with at least 64K memory and a disk drive. A joystick is required for the Apple II+, but is optional on the Apple IIe and IIc. A

version for the Commodore 64 and 128 is scheduled for release this spring.

If you're a war game buff and you've been waiting for the ultimate World War II infantry combat simulation, your wait may be over. Released by Avalon Hill, Ralph Bosson's *Under Fire* is an innovative milestone in all areas of computerized war gaming. It's one of the best war game simulations I've ever seen.

In fact, *Under Fire* is more than just a game: It's a complete, open-ended system in the same vein as its board game predecessor, the award-winning *Squad Leader*. With the three disks that come with *Under Fire*—a master disk, a scenario disk, and a mapmaker disk—you can design your own scenarios as well as play the standard games.

Although *Under Fire* is as complex as it is realistic, it is not a difficult game to learn (though playing and playing well are two different things). An extremely well-written rule book, complete with a step-by-step scenario, helps you get under way and allows you to absorb details bit by bit as you become more immersed in the mechanics of the game.

Under Fire lets you play solitaire or against another person, using one of nine prepared scenarios or one you have created yourself. You can assume command of men and weapons from the United States, Germany, or the Soviet Union. Each infantry squad, gun, and tank is individually represented on any one of three available maps: a situational map, showing the large-scale picture; a strategic map, depicting a smaller, more detailed portion of the battlefield; and a tactical map that shows the terrain and units to a degree of detail that is hard to believe. Frankly, an entire review could be written on this program's graphics alone.

Unprecedented Flexibility

Under Fire is so flexible that it truly lives up to Avalon Hill's boast that it's a "War Game Construction Set." When you combine the unit types, the terrain selections, the battlefield objectives, and the various orders of battle, there is almost no land engagement that cannot

be accurately simulated. That's why the nine scenarios provided are named after historical encounters; they represent types of conflicts ranging from open-field firefights to house-to-house battles. You can attack or defend objectives, recreate breakthroughs, or enter into all-out slugfests.

Lavish attention has been paid to details such as troop morale, training, supplies, skill levels, hidden units, line-of-sight fire, and animated combat. At the end of a battle, you get a complete report of men lost, men remaining, armor lost, and other statistics.

This review really just scratches the surface of *Under Fire*. For example, the Apple version even allows for the optional use of a Mockingboard to enhance the sound effects of raging battles. Avalon Hill and designer Bosson have created what is sure to become a standard for computerized war games in the future.

Under Fire
Avalon Hill Game Company
4517 Harford Road
Baltimore, MD 21214
\$59.95

M-Disk For Atari ST

George Miller, Assistant Technical Editor

Requirements: Atari ST computer with at least 512K RAM; extra RAM recommended.

Do you often find yourself wishing for extremely fast, temporary storage to supplement the floppy disk drive on your Atari ST? *M-Disk*, by MichTron, lets you set aside a portion of Random Access Memory (RAM) as a RAM disk. This area of memory is used like a disk drive, except it's much faster. By moving small, frequently used programs or data files into the RAM disk, you can speed up access and make disk-intensive programs run more efficiently. (Of course, you still have to copy the programs or files you want to save onto a real disk before ending the session because the RAM disk disappears when power is shut off.)

M-Disk is easy to use. Michtron's user manual, although small, is well-written. Installing the RAM disk is no problem. And since the ST's operating system (TOS) sees the RAM disk as just another floppy disk drive, transferring files from memory or floppy disk to the RAM disk is a snap.

With *M-Disk*, you can specify the size of the RAM disk in 12K blocks up to a maximum of 800K, if your ST has this much memory available. Using the standard 520ST with 512K RAM, you can set up a RAM disk of 84K, or 111K if no GEM desktop accessories are loaded.

However, some larger application programs can't be used with a 512K machine and *M-Disk* due to memory limitations. For instance, it was almost impossible to use *M-Disk* with ST BASIC because BASIC normally leaves only about 5K free to begin with. If Atari carries through with plans to put TOS in Read Only Memory (ROM), more than 200K RAM will be freed up for such purposes.

When TOS is available in ROM, or when you add more memory, *M-Disk* will become an indispensable accessory for your Atari ST.

M-Disk
MichTron
576 S. Telegraph
Pontiac, MI 48053
\$39.95

Atari XM301 Modem

Tom R. Halfhill, Editor

Requirements: Atari 400/800, XL, or XE computer with at least 48K RAM and a disk drive. The 1200XL requires a slight hardware modification (see text).

If you've been waiting for a (nearly) painless way to get started in telecomputing, the new Atari XM301 modem might be just the ticket. For about a quarter of what a bare-bones acoustic modem cost just a few years ago, the XM301 package includes a reliable, 300 bits-per-second (bps), direct-connect modem with autoanswer and autodial; an easy to use terminal program with full upload/download capabilities; free introductory time on popular commercial information services; and a well-written manual that guides you step by step through the often-confusing world of telecommunications.

Thanks to the latest modem-on-a-chip technology, the XM301 is just slightly larger and heavier than a pack of cigarettes. And that includes the power supply and interface, because the XM301 doesn't require a power supply and interface—it plugs directly into the Atari's serial input/output (SIO) port and draws its power from

same. This is a major improvement over early Atari modems, which forced you to buy the \$200 850 Interface Module and add yet another power transformer to the existing clutter.

Hooking up the XM301 takes just two steps. First, plug its permanently attached serial cable into the SIO port. Second, unplug the modular phone cord on your telephone and connect it to the XM301's modular jack.

The only complication is if you're using a 1200XL computer. The 1200XL designers wanted to discourage manufacturers from making peripherals that drew power from the computer, so they added a current-limiting resistor to the SIO port which keeps devices such as the XM301 from operating properly. Fortunately, the fix is not difficult for an Atari service technician or experienced electronic hobbyist. According to Atari, resistor R53 on the SIO port must be bypassed or replaced with a jumper. Atari recommends that you take your 1200XL into an Atari service center for this modification. (It won't affect any other operation of the computer.)

Upload And Download

Once the modem is hooked up, you're ready to run the terminal software included in the package, *XE Term*. Despite its name, *XE Term* works on 400/800 and XL series computers with at least 48K RAM as well as on the newer XE machines. The disk includes DOS 2.5 and an autoboot file that automatically runs *XE Term* when you switch on the computer.

Pop-up menus and single-keystroke commands make *XE Term* extremely easy to use. Yet it's not a stripped-down terminal emulator; it's actually a fairly versatile program that contains enough features to satisfy most people's telecomputing needs. Earlier Atari terminal programs, such as the *TeleLink I* and *TeleLink II* cartridges, often were criticized for their lack of file transfer functions. *XE Term* is a sharp departure from the *TeleLink* series. Not only does it allow you to upload and download files with other computers, it even provides three different protocols (file exchange schemes) for this purpose.

The simplest protocol is the ASCII transfer function. It's most often used for exchanging text files, such as documents created with a word processor. You can also "capture" any incoming text with this option and send it to the disk drive or printer. ASCII transfers don't employ any error-checking, however, so characters can get garbled if the phone line is noisy.

The second transfer protocol in *XE Term* is called XMODEM, a standardized scheme that is popular on many



152K *Lowest Price In The USA!* 152K

Computer System Sale

• Students • Word Processing • Home • Business


152K System **\$399***
(130XE System)



EDUCATE WITH ATARI



3



2



1

LOOK AT ALL YOU GET FOR ONLY **\$399**
LIMITED QUANTITIES SYSTEM PRICE

- ① Atari 130XE 152K Computer
- ② Atari 1050 127K Disk Drive
- ③ Atari 1027 Letter Quality 20 CPS Printer
- Atari Writer Word Processor
- Atari BASIC Tutorial Manual

All connecting cables & T.V. interface included.
☆ Monitors sold separately.

LIST PRICE	INDIVIDUAL SALE PRICE
\$249.00	\$134⁹⁵
299.00	179⁹⁵
299.00	179⁹⁵
59.95	49⁹⁵
16.95	12⁹⁵
TOTALS	\$923.90 \$547.75

SAVE OVER \$100
ALL 5 ONLY
\$399⁰⁰
SYSTEM SALE PRICE

CALL FOR 1027 PRINTER REPLACEMENT OPTIONS

Other Accessories

	List	Sale	
☆ 12" Hi Resolution Green Screen Monitor	\$199.00	\$79.95	Add \$9.95 for Connection Cables
☆ 13" Hi Resolution Color Monitor	\$399.00	\$159.95	Add \$10 for UPS

15 DAY FREE TRIAL. We give you 15 days to try out this ATARI COMPUTER SYSTEM!! If it doesn't meet your expectations, just send it back to us prepaid and we will refund your purchase price!! **90 DAY IMMEDIATE REPLACEMENT WARRANTY.** If any of the ATARI COMPUTER SYSTEM equipment or programs fail due to faulty workmanship or material within 90 days of purchase we will replace it IMMEDIATELY with no service charge!!

Best Prices • Over 1000 Programs and 500 Accessories Available • Best Service
• One Day Express Mail • Programming Knowledge • Technical Support

Add \$25.00 for shipping and handling!!

Enclose Cashiers Check, Money Order or Personal Check. Allow 14 days for delivery. 2 to 7 days for phone orders. 1 day express mail! We accept Visa and MasterCard. We ship C.O.D. to continental U.S. addresses only. Add \$10 more if C.O.D., add \$25 if Air Mail.

COMPUTER DIRECT

We Love Our Customers

22292 N. Pepper Rd., Barrington, Ill. 60010

312/382-5050 to order

Famous Smith Corona National Brand

10" PRINTER SALE

Below Wholesale Cost Prices!!!

• ONE YEAR IMMEDIATE REPLACEMENT WARRANTY

- Speed: 120 or 160 characters per second
- Friction Feed/Tractor Feed — Standard
- 80 character print line at 10 CPI
- 1 Line Buffer, 2K Buffer on 120/160 CPS Plus LQM
- Six pitches
- Graphics capability
- Centronics compatible parallel interface
- Features Bidirectional Print, Shortline Seek, Vertical And Horizontal Tabs



SUPER GRAPHICS

This is a sample of our **emphasized** near-letter-quality print.

italic print. There is standard data processing quality print

Check these features & prices

120 CPS 10" Printer

List
\$429.00

SALE \$159

120 CPS + Letter Quality Mode 10" Printer

List
\$449.00

SALE \$179

160 CPS + Letter Quality Mode 10" Printer

List
\$499.00

SALE \$199

(IBM — Commodore)

SPECIFICATIONS

(Apple — Atari — Etc.)

Size/Weight

Height 5.04" Width 16.7"
Depth 13.4" Weight 18.7 lbs.

Internal Char. Coding

ASCII Plus ISO

Print Buffer Size

120 CPS: 132 Bytes (1 line)
120/160 CPS Plus LQM: 2K

No. of Char. in Char. Set

96 ASCII Plus International

Graphics Capability

Standard 60, 72, 120 DPI
Horizontal 72 DPI Vertical

Pitch

10, 12, 16.7, 5, 6, 8.3, Proportional Spacing

Printing Method

Impact Dot Matrix

Char. Matrix Size

9H x 9V (Standard) to 10H x 9V
(Emphasized & Elongate)

Printing Features

Bi-directional, Short line seeking, Vertical
Tabs, Horizontal Tabs

Forms Type

Fanfold, Cut Sheet, Roll (optional)

Max Paper Width

11"

Feeding Method

Friction Feed Std.; Tractor Feed Std.

Ribbon

Cassette — Fabric inked ribbon

Ribbon Life

4 million characters

Interfaces

Parallel 8 bit Centronics compatible
120/160 CPS Plus NLQ: RS232 Serial inc.

Character Mode

10 x 8 Emphasized; 9 x 8 Standard; 10 x 8
Elongated; 9 x 8 Super/Sub Script (1 pass)

Character Set

96 ASCII

11 x 7 International Char.

Line Spacing

6/8/12/72/144 LPI

Character Spacing

10 cpi normal; 5 cpi elongated normal; 12 cpi
compressed; 6 cpi elongated compressed;
16.7 cpi condensed; 8.3 cpi elongated
condensed; 5.12.5 cpi elongated proportional

Cartridge Ribbon — List \$19.95. Sale \$12.95.

Interfaces

IBM \$89.00

Apple \$59.00

Atari \$59.00

Commodore \$39.00

Add \$14.50 for shipping, handling and insurance. Illinois residents please add 6% tax. Add \$29.00 for CANADA, PUERTO RICO, HAWAII, ALASKA. APO-FPO orders. Canadian orders must be in U.S. dollars.

WE DO NOT EXPORT TO OTHER COUNTRIES, EXCEPT CANADA.

Enclose Cashiers Check, Money Order or Personal Check. Allow 14 days delivery. 2 to 7 days for phone orders. 1 day express mail!

VISA — MASTERCARD — C.O.D. No C.O.D. to Canada or APO-FPO

COMPUTER DIRECT

We Love Our Customers

22292 N. Pepper Rd., Barrington, Ill. 60010

312/382-5050 to order

www.commodore.ca

COMMODORE 64 COMPUTER

(Order Now)

\$139⁹⁵

- C128 Disks 79¢ ea.*
- Paperback Writer 64 \$34.95
- 10" Comstar 10X Printer \$148.00
- 13" Zenith Color Monitor \$139.95

CALL BEFORE YOU ORDER

COMMODORE 64 SYSTEM SALE

Commodore 64

Plus \$30.00 S&H

Com. 1541
Disk Drive

13" Color
Monitor

\$457

**PLUS FREE \$49.95 Oil Barons
Adventure Program**

C128 COMMODORE COMPUTER

(Order Now)

\$289⁰⁰

**Plus FREE \$69.95 Timeworks
Wordprocessor.**

- 340K 1571 Disk Drive \$259.00
- Voice Synthesizer \$39.95
- 12" Amber Monitor \$79.95

PRICES MAY BE LOWER

COMMODORE 64 COMPUTER \$139.95

You pay only \$139.95 when you order the powerful 84K COMMODORE 64 COMPUTER! LESS the value of the SPECIAL SOFTWARE DISCOUNT COUPON we pack with your computer that allows you to SAVE OVER \$250 off software sale prices!! With only \$100 of savings applied, your net computer cost is \$39.95!!

* C128 DOUBLE SIDED DISKS 79¢ EA.

Get these 5 1/4" Double Sided Floppy Disks specially designed for the Commodore 128 Computer (1571 Disk Drive). 100% Certified, **Lifetime Warranty**. Automatic Lint Cleaning Liner included. 1 Box of 10 - \$9.90 (99¢ ea.), 5 Boxes of 10 - \$44.50 (89¢ ea.), 10 Boxes of 10 - \$79.00 (79¢ ea.).

13" ZENITH COLOR MONITOR \$139.95

You pay only \$139.95 when you order this 13" ZENITH COLOR MONITOR. LESS the value of the SPECIAL SOFTWARE DISCOUNT COUPON we pack with your monitor that allows you to save over \$250 off software sale prices!! With only \$100 of savings applied, your net color monitor cost is only \$39.95. (16 Colors).

Premium Quality 120-140 CPS Comstar 10X Printer \$148.00

The COMSTAR 10X gives you a 10" carriage, 120-140 CPS, 9 x 9 dot matrix with double strike capability for 18 x 18 dot matrix (near letter quality), high resolution bit image (120 x 144 dot matrix), underlining, back spacing, left and right margin setting, true lower decenders with super and subscripts, prints standard, italic, black graphics and special characters. It gives you print quality and features found on printers costing twice as much!! (Centronics Parallel Interface) List \$399.00 **Sale \$148.00.**

4 SLOT EXPANDER & 80 COLUMN BOARD \$59.95

Now you program 80 COLUMNS on the screen at one time! Converts your Commodore 64 to 80 COLUMNS when you plug in the 80 COLUMN EXPANSION BOARD!! PLUS 4 slot expander! **Limited Quantities**

80 COLUMNS IN COLOR

PAPERBACK WRITER 64 WORD PROCESSOR \$39.95

This PAPERBACK WRITER 64 WORD PROCESSOR is the finest available for the COMMODORE 64 computer! The ULTIMATE FOR PROFESSIONAL Word Processing. DISPLAYS 40 or 80 COLUMNS IN COLOR or black and white! Simple to operate, powerful text editing, complete cursor and insert/delete key controls line and paragraph insertion, automatic deletion, centering, margin settings and output to all printers! List \$99.00. **SALE \$39.95.** Coupon \$29.95.

**We pack a SPECIAL SOFTWARE DISCOUNT
COUPON with every COMMODORE 64
COMPUTER, DISK DRIVE, PRINTER, or
MONITOR we sell! This coupon allows you
to SAVE OVER \$250 OFF SALE PRICES!!**

(Examples)

PROFESSIONAL SOFTWARE COMMODORE 64

Name	List	Sale	Coupon
Paperback Writer 64	\$99.00	\$39.95	\$29.95
Paperback Database 64	\$69.00	\$34.95	\$24.95
Paperback Dictionary	\$24.95	\$14.95	\$10.00
The Print Shop	\$44.95	\$27.95	\$26.95
Halley's Project	\$39.95	\$25.95	\$24.95
Practical (spread sheet)	\$59.95	\$19.95	\$14.95
Programmers Reference	\$24.95	\$16.95	\$12.50
Guide			
Nine Princes in Amber	\$32.95	\$24.95	\$21.95
Super Bowl Sunday	\$30.00	\$19.95	\$17.95
Flip & File Disk Filer	\$24.95	\$14.95	\$12.95
Deluxe Tape Cassette (plus FREE game)	\$89.00	\$44.95	\$34.95
Pro Joystick	\$19.95	\$12.95	\$10.00
Computer Care Kit	\$44.95	\$29.95	\$24.95
Dust Cover	\$ 8.95	\$ 6.95	\$ 4.60
Injured Engine	\$39.95	\$27.95	\$24.95
Pitstop II (Epyx)	\$39.95	\$22.95	\$19.95
Music Calc	\$59.95	\$14.95	\$12.95
File Writer (by Codewriter)	\$39.95	\$29.95	\$24.95

(See over 100 coupon items in our catalog)

**Write or call for
Sample SPECIAL SOFTWARE COUPON!**

ATTENTION Computer Clubs

**We Offer Big Volume Discounts
CALL TODAY!**

PROTECTO WARRANTY

All Protecto's products carry a minimum 90 day warranty. If anything fails within 90 days from the date of purchase, simply send your product to us via United Parcel Service prepaid. We will IMMEDIATELY send you a replacement at no charge via United Parcel Service prepaid. This warranty proves once again that **We Love Our Customers.**

C128 COMMODORE COMPUTER \$289.00

We expect a limited supply for Christmas. We will ship on a first order basis. This all-new revolutionary 128K computer uses all Commodore 64 software and accessories plus all CPM programs formatted for the disk drive. **Plus FREE \$69.95 Timeworks Wordprocessor.** List \$349.00. **SALE \$289.00.**

340K 1571 COMMODORE DISK DRIVE \$259.00

Double Sided, Single Disk Drive for C-128 allows you to use C-128 mode plus CPM mode, 17 times faster than 1541, plus runs all 1541 formats. List \$349.00. **Sale \$259.00.**

SUPER AUTO DIAL MODEM \$29.95

Easy to use. Just plug into your Commodore 64 computer and you're ready to transmit and receive messages. Easier to use than dialing your telephone, just push one key on your computer! Includes exclusive easy to use program for up and down loading to printer and disk drives. **Best In U.S.A.** List \$99.00. **SALE \$29.95.** Coupon \$24.95.

VOICE SYNTHESIZER \$39.95

For Commodore-64 computers. Just plug it in and you can program words and sentences, adjust volume and pitch, make talking adventure games, sound action games and customized talkies!! **PLUS (\$19.95 value) TEXT TO SPEECH program included FREE**, just type a word and hear your computer talk — **ADD SOUND TO "ZORK", SCOTT ADAMS AND OTHER ADVENTURE GAMES!!** (Disk or tape.) List \$89.00. **SALE \$39.95**

12" MAGNAVOX (NAP) 80 COLUMN MONITOR WITH SOUND \$79.95

Super High Resolution green screen monitor. 80 columns x 24 lines, easy to read, plus speaker for audio sound included. Fantastic value List \$129.00 **Sale \$79.95.** (C128 cable \$19.95, C64, Atari cable \$9.95)

PRINTER/TYPEWRITER COMBINATION \$229.95

"JUKI" Superb letter quality, daisy wheel printer/typewriter combination. Two machines in one — just a flick of the switch. 12" extra large carriage, typewriter keyboard, automatic margin control and relocate key, drop in cassette ribbon! (90 day warranty) centronics parallel or RS232C serial port built in (Specify). List \$349.00. **SALE \$229.95.** (Ltd. Qty.)

13" RGB & COMPOSITE COLOR MONITOR \$259.95

Must be used to get 80 columns in color with 80 column computers (C128 - IBM - Apple). (Add \$14.50 shipping) List \$399.00. **SALE \$259.95.**

- LOWEST PRICES • 15 DAY FREE TRIAL
- BEST SERVICE IN U.S.A. • ONE DAY EXPRESS MAIL

PHONE ORDERS
8 a.m. - 8 p.m. Weekdays
9 a.m. - 12 noon Saturdays

- 90 DAY FREE REPLACEMENT WARRANTY
- OVER 500 PROGRAMS • FREE CATALOGS

Add \$10.00 for shipping, handling and insurance. Illinois residents please add 6% tax. Add \$20.00 for CANADA, PUERTO RICO, HAWAII, ALASKA, APO-FPO orders. Canadian orders must be in U.S. dollars. WE DO NOT EXPORT TO OTHER COUNTRIES EXCEPT CANADA. Enclose Cashiers Check, Money Order or Personal Check. Allow 14 days for delivery. 2 to 7 days for phone orders. 1 day express mail!!
VISA — MASTER CARD — C.O.D. No C.O.D. to Canada, APO-FPO

PROTECTO

We Love Our Customers

Box 550, Barrington, Illinois 60010

312/382-5244 to order

www.commodore.ca

electronic bulletin board systems (BBSs). XMODEM is somewhat slower than ASCII protocol, but it checks for transmission errors during the transfer. This makes it particularly useful for uploading and downloading such critical files as programs.

XE Term's third transfer scheme was a surprise—the A-protocol used by the CompuServe Information Service. XE Term automatically recognizes A-protocol, so it's easy to download programs and other files from CompuServe.

The only drawback to XE Term's

file transfer capabilities is its rather small buffer—only about 14K. Most Atari terminal programs have larger buffers. This restriction means that files longer than 14K must be broken up into pieces before uploading or downloading.

Online Phone Book

XE Term strikes a balance between ease of use and full-featured telecommunications. You can link up with Ataris, most other personal computers, information services, and BBSs of almost any flavor. But if the other computer is an oddball or a mainframe with unusu-

al requirements, you may need a program that provides more communication options.

To reach XE Term's Options menu, you press O from the main Functions menu (a keystroke that Atari forgot to list on the Functions menu, by the way). The Options menu pops up and lets you change the input parity (none, even, odd, or clear); output parity (none, even, odd, or set); the duplex mode (half or full); and translation mode (ASCII and Atari ASCII, called ATASCII). You can also change the left screen margin from its normal indentation of two characters.

A few convenience features make XE Term even easier to use. You can save the communication settings to disk in a configuration file so the program always boots up the way you want it to. A dialing menu lets you switch between tone and pulse dialing, store up to five phone numbers that can be dialed with a single keystroke, or dial directly from the computer keyboard. When you're establishing a connection, all telephone sounds are routed through the TV or monitor speaker. That way, you can listen to the modem dialing the number and hear any busy signals, recorded messages, or humans that may be encountered on the other end of the line.

Automatic log-on sequences can be programmed to speed up access to remote computer systems. For instance, you can tell XE Term to dial your local CompuServe access number, type a CTRL-C to get CompuServe's attention, and enter your ID number and password—all without any intervention on your part. You can also set up the modem for autoanswer mode in case someone wants to call your computer.

A Few Extras

The 50-page manual is very well-written and contains just about everything you need to know to use the XM301 modem and XE Term. There's even a short glossary of telecommunication terms. For advanced users, a file on the XE Term disk contains technical information about the modem and its software interface. Another disk file, HANDLER.OBJ, is the modem's device driver. This makes it possible for programmers to write their own custom terminal or BBS software for the XM301.

On top of all this, you get introductory offers to online services and discount coupons that by themselves are worth more than the cost of the XM301 package. There's \$15 worth of free time on CompuServe, a \$20 discount for joining The Source, a \$75 password and hour's time on Dow Jones News/

Here are 86 reasons to buy at Elek-Tek, not to mention the fastest delivery anywhere.

MEGA BERNOULLI BOX

- 10 meg 1/2 height Drive for IBM-PC/XT/AT & compatibles \$ 1675
- 20 meg 1/2 height Drive for IBM-PC/XT/AT & compatibles 2335
- Non-Bootable Interface Card 104
- Bootable Interface Card 234
- 10 meg cartridges for above (3 pak special) 125

Save 30% to 43% off Manufacturer Suggested Ret. prices on America's most wanted Printers



EPSON®

EPSON
FX 85

- LX 80 \$ 215
- LX 90 220
- RX 100+ 300
- FX 85 340
- FX 185 475
- LQ 1500 parallel CALL
- DX10 Daisy Wheel 10CPS 230
- DX20 Daisy Wheel 20CPS CALL

UNBELIEVABLE!!! XEROX/DIABLO D-36 DaisyWheel 35CPS

Mfr. Sugg. Ret. \$1495

Elek-Tek Price \$450

P-38 Dot Matrix 400 CPS

Mfr. Sugg. Ret. \$1995

Elek-Tek Price \$600

PRODUCTS FOR IBM-PC

- | | | |
|---|---|--|
| 14. Amdek 310A
Amber Monitor \$ 150 | 22. Orchid Tech.
PC Turbo 186 570 | 29. Novation 490603-1
As above inc. MS-DOS Software 490 |
| 15. Generic Multi
Multifunction Board, 64K 135 | 23. Paradise
Modular Graphics Card 290 | 30. Hayes 1200B
Internal modem w/software 359 |
| 16. Generic Multi 384K
Multifunction Board, 384K 175 | 24. Hercules
Monochrome Card 299 | 31. AT&T 4000
300/1200 Ext. Modem 335 |
| 17. AST Six Pak +
Multifunction Board, 64K 225 | 25. Hercules Color
Color Graphic Card 155 | 32. Hayes 1200
External modem 380 |
| 18. AST Six Pak + (loaded)
Multifunction Board, 384K 290 | 26. Novation 4905921
1200B Int. No Software 150 | 33. Hayes 2400
External modem 599 |
| 19. AST Megapius II
Multifunction Board, 64K 270 | 27. Novation 490605-1
2400BPS inc. Mite Software 620 | 34. US Robotics Courier 2400
Ext. 2400B Smart Modem 460 |
| 20. Quadram Quadboard
Multifunction Board, OK 195 | 28. Novation 490603
1/2 Card Modem 2400 BPS
No software 425 | 35. US Robotics Telpac
Telecomm. Software 75 |
| 21. Quadram Quadboard
Multi. Board, 64K/384K 210/267 | | 36. Toshiba ND 04D
1/2 ht. DSSD Disk Drive 90 |

DISKETTES

	Dysan	maxell.	3M	SONY	wubash	MEMOREX	BASF
3 1/2" SSDD	23.00	20.00	23.00	20.00	20.00	—	—
DSDD	28.00	26.00	30.00	30.00	24.00	—	—
5 1/4" SSDD	17.00	13.00	13.00	13.00	11.50	11.50	11.00
DSDD	21.00	17.00	17.00	16.00	12.50	14.00	12.00
SSDD96TPI	24.00	24.00	24.00	—	—	—	—
DSDD96TPI	33.00	29.00	29.00	—	—	—	—
5 1/4" DSSDDH (For IBM AT)	36.00	33.00	34.00	—	24.00	—	24.00
8" SSDD**	22.00	29.00	25.00	—	19.00	—	—
8" DSDD**	26.00	32.00	29.00	—	20.00	—	—

Call for Quantity pricing for 10 boxes or more.

3M DATA CARTRIDGES

- | | | |
|---------------------------|----------------------------|---------------------------|
| 80. DC100A \$ 14.00 | 82. DC300XL \$ 21.00 | 84. DC600A \$ 23.50 |
| 81. DC300A 18.00 | 83. DC300XL/P 22.00 | 85. DC1000 15.00 |
| | | 86. DC2000 20.00 |

Call for Quantity pricing for 10 cartridges or more.

CALL TOLL FREE 800-621-1269 EXCEPT Illinois, Alaska

CANADIAN TOLL FREE 800-458-9133

Corp. Accts. Invited. Min. Ord. \$15.00. Visa or MasterCard by Mail or Phone. Mail Cashier's Check, Mon. Ord., Personal Check (2 wks. to clear) Add \$4.00 1st item. (AK, HI, PR, Canada add \$10.00 first item) \$1.00 ea. add'l ship. & handl. Shipments to IL address add 7% tax. Prices subj. to change. WRITE for free catalog. RETURN POLICY: Defective Only: Most products replaced within 30 days of purchase with identical merchandise only. Computer and large peripherals replaced only when defective on arrival (within 3 work days of delivery). Other problems covered by mfr. warranty. ALL ELEK-TEK MERCHANDISE IS BRAND NEW, FIRST QUALITY AND COMPLETE. Delivery subject to availability. DUNS #09-718-0517

ELEK-TEK, inc.

6557 N. Lincoln Ave., Chicago, IL 60645
(312) 631 7800 (312) 677 7660

AMPLIFY YOUR skills

WITH THESE NEW INTRODUCTORY BOOKS FROM COMPUTE! BOOKS.

These titles will help you unleash the power inside your computer. Whether you're an experienced programmer learning a new language or a beginner just starting out, these books will show you, clearly and quickly, how to get more than you ever thought possible from your computer.

THE AMAZING AMIGA

The Amiga: Your First Computer

Dan McNeill

Written in a lively and entertaining style, this book teaches everything a beginner needs to know to get started quickly with the Amiga from Commodore. You'll learn about setting up the system, some of the most popular types of software, and details about the hardware.

ISBN 0-87455-025-4

\$16.95

Using AmigaDOS

Arlan R. Levitan and Sheldon Leemon

A comprehensive reference guide and tutorial to the powerful AmigaDOS—the operating system underlying the Workbench and Intuition—this book offers information useful to every Amiga owner. AmigaDOS, the alternative to the icon-based Workbench, lets you control the computer directly. Using AmigaDOS defines and illustrates all DOS commands, and shows you how to create file directories, access peripherals, and run batch file programs. You'll learn why the system prompts you to swap disks, and how to avoid "disk shuffle." The screen- and line-oriented text editors, both overlooked in the user's guide which comes with the Amiga, are explained in detail. Numerous examples and techniques show you how to use AmigaDOS to make operating your computer even more convenient. A full reference section details each DOS command, giving you easy access to the complete AmigaDOS.

ISBN 0-87455-047-5

\$14.95

BRING THE ATARI ST ALIVE

Introduction to Sound and Graphics on the Atari ST

Tim Knight

The ST, Atari's powerful new computer, is an extraordinarily impressive sound and graphics machine. Easy to use, the ST can produce color graphics and sound. You'll find thorough descriptions of the computer's abilities, and the information needed to create a complete sound and graphics system. This is the perfect introductory reference to sound and graphics on the Atari ST.

ISBN 0-87455-035-1

\$14.95

LEARN C

From BASIC to C

Harley M. Templeton

This introduction to C takes you by the hand and shows how to move from BASIC to this increasingly popular language. BASIC programmers will find this approach designed just for them. Early chapters discuss C language equivalents for common BASIC statements and the similarities and differences between BASIC and C. Later chapters teach everything you need to know to write, debug, and compile programs in C.

ISBN 0-87455-026-2

\$16.95

Visit your local bookstore or computer store to purchase any of these new, exciting books from COMPUTE! Publications. Or order directly from COMPUTE!. Call toll free 1-800-346-6767 (in NY 212-265-8360) or mail your check or money order (including \$2.00 shipping and handling per book) to COMPUTE! Books, P.O. Box 5038, F.D.R. Station, New York, NY 10150.

COMPUTE! Publications, Inc. 

One of the ABC Publishing Companies
825 7th Avenue, 6th Floor, New York, NY 10019

Publisher of COMPUTE!, COMPUTE!'s Gazette, COMPUTE!'s Gazette Disk, COMPUTE! Books, and COMPUTE!'s Apple Applications

COMPUTE! books are available in the U.K., Europe, the Middle East, and Africa from Holt Saunders, Ltd., 1 St. Anne's Road, Eastbourne, East Sussex BN21 3UN, England and in Canada from Holt, Rinehart, & Winston, 55 Horner Ave., Toronto, ON M8Z 4X6.

 www.commodore.ca

Retrieval, a \$10 coupon for joining Dialog's Knowledge Index, and a free password and month's access to Dun & Bradstreet's electronic edition of the Official Airline Guides.

The Atari XM301 package is definitely one of today's best values in telecomputing.

Atari XM301
Atari Corporation
1196 Borregas Avenue
Sunnyvale, CA 94088
\$49.95

EduCalc And NoteCard Maker

Karen G. McCullough

Requirements: Commodore 64 or 128 (in 64 mode) with a disk drive; Apple II-series computer with at least 64K RAM and a disk drive; or an IBM PC/PCjr with a disk drive. The Apple version was reviewed.

Recent attempts to teach computer literacy have focused on familiarizing students with the software tools commonly used on personal computers. To assist that effort, Grolier Electronic Publishing, Inc. has released two programs: *EduCalc* and *NoteCard Maker*. Each is a simplified version of a popular type of software for personal computers and is aimed at junior to senior high school students.

EduCalc is a spreadsheet—a stripped-down, bare-bones version of programs like *VisiCalc*, *Multiplan*, and *Lotus 1-2-3*. Spreadsheets allow computers to perform sophisticated mathematical operations on large quantities of numbers. As with all spreadsheets, *EduCalc* lets you enter numbers, mathematical formulas, or text in rows and columns on the screen. Each piece of information is stored in a cell identified by a letter for the column and a number for the row. The numbers entered into the cells can be manipulated in various ways by other cells containing formulas. The result of a particular operation is displayed in that formula's cell.

EduCalc includes a tutorial which serves as an excellent introduction to spreadsheets in general as well as to *EduCalc*. It's simple, clear, and should make novices comfortable with the program in 15 to 20 minutes. A practice template lets you experiment with the program. Unlike more powerful spreadsheets intended for professional busi-

ness applications, *EduCalc* is extremely easy to use. Menus guide you through lists of options, and various functions are displayed on the screen along with advice on using them. The program does a good job of protecting you against errors.

No Shortcuts

But there's a price for that simplicity. Where *EduCalc* is friendly to novice users, it may frustrate those who become more experienced with it. The program structure is rigid—there are no shortcuts.

For example, to enter a formula to add up a column of numbers, you choose Enter from the Tool menu, move the highlighted cursor to the cell where the results are to be displayed, choose Formula from the Entry menu, and press S for sum. Then you move the cursor to the first cell of the column to be totaled, press RETURN, move the cursor to the last cell of the column, and press RETURN again. It sounds easy and logical, but it's also frustratingly time-consuming if the column is 40 figures long.

There are other limitations as well. Only mathematical operations can be performed—there are no logical or lookup functions. And you can't jump directly to a specific cell on the spreadsheet—you must move there with the cursor. That can be very slow on a large sheet, because the program redraws the screen each time the cursor moves off the edge.

The *EduCalc* manual could use larger print, an index, and better explanations. For example, when you're saving a spreadsheet on disk for the first time, the manual says the program should ask if you want to initialize the disk. But the program doesn't. Fortunately my disk was already initialized, so I had no problem reloading the spreadsheet.

A Quick Organizer

NoteCard Maker is a simplified database manager program. As its name implies, *NoteCard Maker* is intended to help students collect and organize information, especially when writing reports or term papers. It transforms the screen into a series of electronic note and bibliography cards. After entering information onto the cards, students can search for specific items or sort them in various ways.

The tutorial that comes with *NoteCard Maker* is just as effective as *EduCalc*'s. Most junior high school students will be comfortable with the program after 20 minutes' work. And if they forget what to do at any point while entering information, they can simply

press CTRL-A to bring up a screenful of advice.

The process of entering information and editing the cards is simple and straightforward, and once the cards are created, there are plenty of options for using them. Both notecards and bibliography cards can be searched, sorted, viewed on screen, and listed on a printer.

Like *EduCalc*, *NoteCard Maker*'s main drawback is rigid structure. There are only three options for file size, and the size can't be changed once the file is created. Nor can you alter the format of the cards or bibliographic information. Also, *NoteCard Maker* lets you create a duplicate file without warning that a file of the same name already exists.

Both *EduCalc* and *NoteCard Maker* are excellent programs for introducing students or novices to spreadsheets and database managers. They also may be the solution if you need a simple spreadsheet or database without a lot of complex commands. For these purposes, both programs are effective tools.

EduCalc
NoteCard Maker
Grolier Electronic Publishing, Inc.
95 Madison Avenue
New York, NY 10016
\$49.95 (*EduCalc*)
\$59.95 (*NoteCard Maker*)

Hex For Atari ST

George Miller,
Assistant Technical Editor

Requirements: Atari ST computer and a joystick.

Colors swirl about you, constantly changing patterns as the arena is affected first by your magic, then by the magical powers of your opponent. Might this be the day that you divine the secrets of this mystical realm and emerge victorious, hailed by all as the most powerful magician in the universe?



ATARI 130XE

ATARI 130XE Super Computer Package
130XE Computer
1050 Disk Drive
1027 Printer
Atariwriter

CALL

ATARI PRINTER INTERFACES
Uprint A 54.95
Uprint AW/16K 79.95
Uprint AW/64K 99.95
MPP 1150 59.95

INDUS GT DISK DRIVE... Call

ATARI 130XE SUPER PRINTER PKGS.
SG-10 Printer
and U-Print A 279
Panasonic 1091
and U-Print A 309

Super Printer Packages have no extra shipping charges or credit card surcharges when shipped in Continental USA

ATARI 130XE SOFTWARE

BRODERBUND
Print Shop 28.95
Karateka 20.95
Print Shop
Graph. I, II, or III 19.95
Print Shop Comp. 27.95

INFOCOM
See Commodore 64 section for items and prices

ELECTRONIC ARTS

Archon II 24.95
Archon 19.95
Seven Cit. of Gold 24.95
Skyfox 24.95
Pinball Const. 24.95
One on One 24.95

MICROPROSE

Silent Service 23.95
Gunship 23.95
Acrojet 23.95
F-15 Strike Eagle 23.95
Kennedy Approach 23.95

OSS

Basic XE-Cart 52.95
MAC 65 XL-Cart 49.95
Action-Cart 49.95
Basic XL-Cart 39.95
All Tool Kits 20.95

BATTERIES INCLUDED

Home Pak 34.95
Paper Clip 39.95
B-Graph 34.95

SYNAPSE

Synalc 32.95
Synfile 32.95
Syntrend 25.95
Synalc Templates 16.95
Loderunner Rescue 20.95
Mindwheel 27.95
Essex 27.95
Brimstone 27.95

SSI

See Commodore 64 section for items and prices

MISCELLANEOUS 130XE

Hacker 19.95
Amer. Cross Ctry. 19.95
Flight Simulator II 34.95
Ultima II 37.95
Ultima III 37.95
Universe 69.95
Letter Perfect 39.95
Data Perfect 39.95
Halley Project 27.95
Ultima I 23.95
Ultima IV 41.95
MMG Basic Comp. 69.95

ATARI 520ST*

Atari 520ST-
RGB System...Call
Atari 520ST-Mono-
chrome Sys...Call
SF314DS/DD
1 Megabyte Disk
Drive Call
We warranty all
520ST computers
purchased from
ComputAbility for
ninety days.

*Please call for stock availability on Atari ST products before ordering by mail.

ATARI 520ST SOFTWARE

HABA SYSTEMS
Hippo C 54.95
Haba Write 54.95
Haba Calc. 54.95
Haba Graph 54.95
Haba File 54.95

MISCELLANEOUS ST

VIP Professional 129.95
Ultima II 39.95
Perry Mason 34.95
Degas 27.95
Fahrenheit 451 34.95
Amazon 34.95
Hacker 29.95
The Final Word 94.95
Deja Vu 39.95
PC/Intercom 89.95
Hex 27.95
Crimson Crown 27.95
Mudpies 23.95
King's Quest II Call
Gato Call
Borrowed Time 34.95
Personal Prolog 79.95
Personal Pascal 64.95
Zoomracks Call
Mi-Term 54.95
Regent Word 34.95

INFOCOM ST

Deadline 34.95
Starcross 34.95
Zork I, II, or III 29.95
Witness 27.95
Suspended 34.95
Planetfall 27.95
Sorcerer 29.95
Seastalker 27.95
Cutthroats 27.95
Hitchhiker 27.95
Suspect 29.95
Wishbringer 27.95
Infidel 29.95
Enchanter 27.95
Spellbreaker 34.95
Mind Forever Voy. 34.95

AMIGA

AMIGA PERSONAL computer*
Call for Hardware and add-on peripherals prices

AMIGA SOFTWARE

Archon 27.95
Artic Fox 27.95
Deluxe Paint 59.95
Fin Cookbook 34.95
One on One 27.95
Seven Cities 27.95
Skyfox 27.95
Hacker 29.95
Mindshadow 29.95

*Please call for availability of Amiga products before ordering by mail.

EST. 1982 ComputAbility

We stock hundreds of programs for the Apple, Atari, C-64 and IBM. If you don't see it listed here, don't hesitate to call.

No Surcharge for MasterCard / Visa.

APPLE PRINTER INTERFACES AND BOARDS

Apricorn Parallel
w/Graphics 69.95
Apricorn 16K Expansion Board 82.95
Apricorn 80 Column Brd. 64.95
Apricorn RS232 Interface 69.95
U-Print-Apple IIC w/64K 109.95
U-Print-Apple IIC w/16K 89.95

APPLE SOFTWARE

BRODERBUND
Print Shop 33.95
Print Shop Graphics I, II, or III 17.95
Print Shop Comp. 27.95
Karateka 21.95
Carmen Sandiego 25.95
Science Tool Kit 39.95
Bank Street Writer 44.95
Fantavision Call

ELECTRONIC ARTS

Adventure Const. 34.95
Archon II 27.95
Bard's Tale 29.95
Imagic Football 24.95
Auto-Duel 34.95
Skyfox 27.95
Lords of Conquest 27.95
One on One 27.95
Ultima III 39.95
Ultima IV 39.95

EPYX

Ballblazer 24.95
Winter Games 24.95
Summer Games II 24.95
World's Great Football 24.95

INFOCOM

See Atari 520ST section for items and prices.

MICROPROSE

See Atari 130XE section for items and prices.

MINDSCAPE

Color Me 20.95
Crossword Magic 34.95
Halley Project 29.95
A View To Kill 27.95
Racter 29.95
The Mist 27.95
Perfect Score 49.95
Voodoo Island 27.95

DAVIDSON

Math Blaster 34.95
Alge-Blaster 34.95
Spell It 34.95
Word Attack 34.95

SIMON & SCHUSTER

Typing Tutor III 34.95
Kobiaschi Adv. 29.95
Webster Spell Chk. 34.95
Webster Thesaurus 84.95
Lovejoy SAT 49.95

SIR-TECH

Wizardry/Diam. 23.95
Wizardry/Legacy 27.95
Wizardry/Proving 33.95
Wizardry/Wernda 29.95
Wizprint 19.95

SSI

See Commodore 64 section for items and prices.

APPLE MISCELLANEOUS

Beach-Head 23.95
Beach-Head II 23.95
Gammemaker 27.95
Hacker 27.95
Hardball 24.95
Sundog 27.95
Paper Clip 64.95
DLM Software Call
The Works 34.95
Star League Base. 23.95
Educalc 34.95
Friendly Filer 27.95
Note Card Maker 27.95
Hayden Software Call
Microleague Base. 29.95
Random House Call
PFS Software Call
Newsroom 39.95
Gato 27.95
Weekly Reader Call

COMMODORE 128

C-128 Computer... Call
1571 Disk Drive Call
1902 Monitor Call
1670 Modem Call
Westridge 6470 300/1200 Modem 179.95

IBM PC

IBM PC SYSTEMS
Configured to your specific needs
Call for lowest price on IBM-PC, IBM-XT or IBM-AT

Corona PC-400

Compatible... Call
Corona Portable PC
Compatible... Call

PC Multifunction Boards

We carry the complete line of AST, Hercules, Paradise, STB, and Quadram

Call for current prices

IBM PC SOFTWARE

Print Shop 39.95
Print Shop Graph. I 27.95
Bank Street Writer 49.95
Ancient Art of War 29.95

BORLAND

Sidekick 37.95
Turbo Pascal 49.95

BLUE CHIP

Baron 34.95
Squire 34.95
Millionaire 34.95
Tycoon 34.95

DIGITAL RESEARCH

Call for items and prices.

INFOCOM

See Atari 520ST for items and prices

LEADING EDGE

Nutshell 69.95
LE/WP Basic 67.95
LE/Word Proc + Speller 169.95

MICROPROSE

F-15 Strike Eagle 23.95
Kennedy Approach 27.95
Acrojet 27.95
Silent Service 27.95

MICROSOFT

Flight Simulator 38.95
Word 249.00
Multiplan 134.95

MINDSCAPE

See Apple Section for items and prices.

SIERRA

King's Quest 34.95
King's Quest II 34.95
Ultima II 39.95

THOUGHTWARE

Call for items and prices.

COMMODORE 128 SOFTWARE

Multiplan 64/128. 44.95
Consultant 52.95
Paper Clip + Spell 54.95
Swiftcalc 49.95
Wordwriter 49.95
Data Manager 49.95
Fleet System II 44.95
Superbase 128 69.95
Mach V/128 34.95

C-64 SUPER COMPUTER PACKAGE

C-64 Computer
1541 Disk Drive
803 Printer

ONLY \$399

C-64 SUPER PRINTER PKGS.

SG-10 & G-Wiz 279
Panasonic 1091 & G-Wiz 309
Legend 1080 & G-Wiz 269

If Xerox Supergraphic is desired add \$10 to package.

Super Printer packages have no added shipping or charge card surcharges added when shipped in Continental USA

Westridge AA/AD Modem . . 49.95

Cardco G-Wiz . . 54.95

COMMODORE 64 SOFTWARE

ACCESS

Beach-Head 21.95
Beach-Head II 24.95
Raid/Moscow 24.95
Mach V-Cart 21.95

INFOCOM

Zork I 24.95
Zork II, or III 27.95
Deadline 29.95
Starcross 29.95
Witness 29.95
Planetfall 24.95
Hitchhiker 24.95
Enchanter 24.95
Cutthroats 24.95
Sorcerer 29.95
Spellbreaker 29.95

SSI

Battalion Commander 24.95
Battle of Vietnam 32.95
Fighter Command (No Atari) 37.95
Norway 85 (No Atari) 21.95
Panzer Grenadier 24.95
USAAF 37.95
Breakthrough/Ardennes 37.95
Kampgruppe Phantasia (No Atari) 24.95
BroadSides 24.95
Carrier Force 37.95
Comp. Ambush 37.95
Mech Brigade (No Atari) 37.95
Field of Fire (No Atari) 24.95
Op. Mkt. Garden 32.95
Pro Tour Golf (No Atari) 24.95
Gemstone Warrior 21.95
Imp. Galactum 24.95
Computer Baseball 24.95
Comp. Quarterback 24.95

SIERRA

King's Quest 34.95
King's Quest II 34.95
Ultima II 39.95

THOUGHTWARE

Call for items and prices.

IBM MISCELLANEOUS

PFS Call
Gato 27.95
Wizardry 39.95
Strip Poker 27.95
Electric Desk 204.95
D-Base III Call
Sideways 39.95
Home Pak 34.95
Sargon III 34.95
Peachtree Call
Jet 34.95
BPI Business Call
Newsroom 39.95

GENERAL HARDWARE



SG-10 215

SG-15 369
SD-10 339
SD-15 449
SR-10 489
SR-15 Call

PRINTERS

Panasonic 1091 245
Legend 808 169
Legend 1080 209
Powertype 309
Juki 5510 389
Epson Call

PRINTER BUFFERS

Microfazer From 169
U-Buffer 16K 79.95
U-Buffer 64K 99.95

MODEMS

US Robotics 2400 469
Volsmodem 1200 189
Prometheus 1200 319
Password 1200 209
Novation Call
PC Modems Call

MONITORS

Technika MJ-22RGB 269
Sakata SC-100 169
Samsung 12" Green 79.95
Samsung 12" Amb. 79.95
Taxan Call
Amdek Call
Commodore 1802 169

ELECTRONIC ARTS

Adv. Construction 29.95
Mail Order Monster 24.95
Racing Destruction 24.95
Ultima III 37.95
Ultima IV 41.95
Bard's Tale 27.95
See Atari 130XE section for rest of items & prices.

EPYX

Edolon 24.95
Koronis Rift 24.95
Winter Games 24.95
Apsai Trilogy 24.95
Fast Load-Cart. 24.95
Program/Tool Kit 29.95

MICROPROSE

See Atari 130XE section for items and prices.

MISCELLANEOUS COMMODORE 64

Print Shop 28.95
Cal-Kit 34.95
Superbase 64 47.95
Karateka 20.95
Hacker 20.95
Gammemaker 27.95
Ultima II 37.95
Karate Champ 25.95
Essex 27.95
Kung Fu 27.95
Kung Fu Master 25.95
9 Princes of Amber 22.95
Spy vs. Spy Vol. II 23.95
Maxi Golf 24.95
Internat'l Hockey 19.95
The Fourth Profit 23.95
Blazing Paddles 24.95
Mirage Word 34.95
Mirage Database 34.95
Welcome Aboard 19.95
Super Huey 14.95
Spell It 34.95
Math Blaster 34.95
Word Attack 34.95
Odesta Chess 49.95
Brimstone 27.95

P.O. Box 17862, Milwaukee, WI 53217
ORDER LINES OPEN
Mon-Fri 11 a.m. - 7 p.m. CST • Sat. 12 p.m. - 5 p.m. CST

To Order Call Toll Free
800-558-0003

EST. 1982 ComputAbility

For Technical Info., Order Inquiries, or for Wisc. Orders
414-351-2007

ORDERING INFORMATION: Please specify system. For fast delivery send cashier's check or money order. Personal and company checks allow 14 business days to clear. School P.O.'s welcome. C.O.D. charges are \$3.00. In Continental U.S.A. include \$3.00 for software orders, 4% shipping for hardware, minimum \$4.00. Master Card and Visa orders please include card #, expiration date and signature. WI residents please include 5% sales tax. HI, AK, FPO, APO, Puerto Rico and Canadian orders, please add 5% shipping, minimum \$5.00. All other foreign orders add 15% shipping, minimum \$10.00. All orders shipped outside the Continental U.S.A. are shipped first class insured U.S. mail. If foreign shipping charges exceed the minimum amount, you will be charged the additional amount to get your package to you quickly and safely. All goods are new and include factory warranty. Due to our low prices all sales are final. All defective returns must have a return authorization number. Please call (414) 351-2007 to obtain an R.A.# or your return will not be accepted. Prices and availability subject to change without notice.

www.commodore.ca

Hex is a colorful and deceptively simple game. Your goal is to change the 19 hexagonal blocks of the arena to green before your opponent—controlled by the computer—can turn them to purple. All it takes to change a block's color is to jump on it with your onscreen character. Each block changes color in a sequence displayed at the start of each level: green, then red, then purple, and finally blue before the sequence repeats. Seemingly a simple enough task.

Each of the 12 opponents you face employs a different strategy. Some opponents try to overpower you by the force of their magic, while others combine magic with cunning strategy and wisdom. If that isn't enough, at higher levels you may be confronted by several rival magicians, all working against you. You must learn the game well and plan your strategy carefully on the lower levels, because the computer becomes relentless as you progress to higher levels. There is no margin for error.

After successfully completing a round, you're offered the chance to learn a new magic spell. Each spell is costly, and you must exercise good judgment before undertaking the necessary instruction. Is the cost of the spell too high in energy points? Will it leave you too weak to face your next opponent?

Fast reflexes won't help in *Hex*. In fact, the key to early success is to play slowly and carefully, considering each move, much as in chess. Don't let the speed at which the computer plays trick you into making quick decisions. You're facing an opponent who is analyzing your tactics much faster than you can respond. Each rapid-fire move by the computer has a purpose; you must watch closely and try to disrupt its plans.

Hex may be one of the most challenging and fascinating strategy games yet devised for a computer. Although the game is simple to learn, you need to develop complex strategies to win consistently. You'll be amazed at how quickly your opponent ceases to be just a computer and seems to acquire distinct personality traits of its own.

Hex
Mark of the Unicorn, Inc.
222 Third Street
Cambridge, MA 02142
\$39.95

Sylvia Porter's Personal Financial Planner

Selby Bateman, Features Editor

Requirements: Commodore 64 or 128 (in 64 mode or 128 mode); Apple IIc or IIe with 128K RAM; or an IBM PC/PCjr with at least 128K RAM. One or two disk drives are also required. Printer optional, but highly recommended. The Commodore 64 version was reviewed.

For many people, gaining control of a household budget is an exercise in frustration. Where do you start? How do you organize all those daily purchases, bill payments, unexpected expenses, and (far-too-few) paychecks into a coherent picture? Faced with this confusion, many of us go from day to day and month to month with little idea how much we have, how much we owe, and what's left over for savings and long-term financial goals. This is especially critical now, when consumer debt is at an all-time high and personal savings have plummeted.

The good news is that you can bring order to your financial chaos. *Sylvia Porter's Personal Financial Planner* is a well-organized, flexible, and sophisticated computer program that can make a major difference in your budgeting and planning efforts. The sobering news is that you're still going to have to invest a significant amount of time and concentration to set up your personal system and then use it on a regular basis. This isn't meant as a criticism of the *Personal Financial Planner*, however. It's simply a reality of personal financial planning in general, whether you manage it with pen and paper or on a computer screen.

Many people will be familiar with Sylvia Porter's name. She's been a respected and popular financial adviser for years—the author of a variety of articles and books, plus a nationally syndicated newspaper column, about budgeting, financial planning and management, and economics. More recently, she's lent her name and expertise to *Sylvia Porter's Personal Finance Magazine*.

The editors of that magazine have contributed to the overall approach and content of the *Personal Financial Planner*, which is supposed to be the first module in an integrated series of financial planning and management programs from Timeworks bearing Sylvia Porter's name. The next program, tentatively scheduled for this spring or summer, is *Personal Investment Planner*.

Six Programs In One

The strength of *Personal Financial Planner* lies in its flexibility, integration of information, and its well-planned structure. Think of *Personal Financial Planner* as six interrelated programs which share all of your financial information:

Transaction Manager: A program that lets you record and monitor all of your cash, bank account, and credit card transactions.

Budget Manager: A budget planning tool which automatically incorporates information from the Transaction Manager.

Asset/Liability Manager: An overview showing all that you own and all that you owe.

Income and Expense Statement: A part of the program that lets you organize and then print out income and expense statements in a variety of ways.

Balance Sheet: A similar component which allows you to arrange and print your asset and liability statements.

Financial Planner: A long-range planning guide that helps you set goals based on your income, expenses, and your changing asset/liability picture.

Pull-down menus and submenus make it quite easy to move around in the system. The documentation is clear, even for someone unfamiliar with computers.

Backups Take Time

Before you can begin using the program, you must initialize a data disk for each of the program managers—three data disks in all. On the Commodore 64, this initialization process requires more than a half-hour to complete. A data disk can generally store up to 1,250 transactions, so this initialization is only an occasional necessity. However, making backup copies of your data disks (an important precaution) is also time-consuming. The backup process doesn't just add new information to the backup disk; it completely rewrites the disk each time you make a backup. Because of the delay, it's tempting to skip this step now and then—risking disaster if your original disk should get lost or crash.

At least with the Commodore 64 version, there are a few instances when the manual doesn't mention that disk swaps are necessary. However,

onscreen prompts are very helpful here. And although the disk swapping can be an annoyance, the limitations lie with the 64 and 1541 disk drive, rather than with the program itself. Other computer versions, while functionally similar, have more space for information storage than the Commodore 64 version.

Once your data disks are prepared, your next step is to use the Transaction Manager to enter two-digit codes for up to five bank accounts (checking, money market, etc.) and up to ten credit card accounts, along with complete account information. As a part of this initial cataloging, you'll also set up a series of transaction/budget categories that you'll use with your various transactions. There are 14 major categories, including Income, Loans, Taxes, Groceries, Residence, Utilities, Clothing, Transportation, Insurance, Recreation, Medical/Dental, Education, Miscellaneous, and Other.

Each category has up to ten subcategories—a total of 140 separate budget/transaction items. What's more, each can be individually tailored to your specific requirements, a very nice feature of this program.

Why all of those categories and codes? If *Personal Financial Planner* was just a checkbook balancing program or a simple budget package, little cross-referencing would be required. But each of the categories you establish can be transferred among the Transaction, Budget, and Asset/Liability managers. Hence, the computer must have a good way of keeping track of each item. This is also important when you later want the program to find and print (on screen, paper, or disk) information on individual accounts, credit cards, or subcategories. Once you've set these up and used the program a couple of times, you'll find you're comfortable with the structure. And you can easily generate a printout of the different categories and codes for quick reference.

Calculator And Notepad

The initial effort it takes to establish budget categories is the most time-consuming aspect of *Personal Financial Planner*. Once that's done, much of the program transfers information automatically, or with just a few keystrokes. Templates automatically appear on the screen, letting you add, delete, and alter virtually any part of your budget. The program also lets you include information on automatic transactions—those recurring accounts such as rent, house payments, or loans—so that each month you don't have to enter all of the information by hand.

Among the many features are procedures for monthly reconciliation of

Use command keys shown below

Act/Ref	Date	Amount	Payee/Desc
vcl1800	07/17	36.75	ELECTRIC BILL
vcl	07/19	100.00	CASH PAYEE
vclpd	07/21	100.00	MEDICAL
vcl	07/21	50.00	CASH
vcl	07/21	100.00	CLOTHING
vcl	11/11	0.00	

Act/Ref	Ref #	Date	07/19/85
Payee: CAR PAYMENT			
Amount:	171.50	Balance:	71.50

Amount	Index	Amount	Index
100.00	0000	0.00	0000
71.50	0000	0.00	0000
0.00	0000	0.00	0000

Menu (F1) Select (F2) Modify

bank statements; searching for, changing, and printing out almost any part of your transaction, budget, or asset/liability data; automatically updating budget goals versus budget realities; setting up graphs and charts to show important aspects of your budget; tracking your financial inventory; and using financial planning worksheets that can be compared and contrasted with past, present, and future financial information.

There are many nice touches in *Personal Financial Planner*. In addition to the flexibility within each of the manager sections, there's a calculator and a notepad which can be called up at anytime. Also, you can search and modify your data, print out checks, track and print out tax information, and produce custom-tailored financial statements.

Timeworks and Sylvia Porter have created a serious tool with which individuals and families can track just about any aspect of their finances. But for the program to be truly useful, you'll have to make a commitment to keep your transaction information up to date. And that means spending as much as an hour per week (sometimes more, depending on what you're doing) working with the *Personal Financial Planner*.

If you devote this time to using the program, you'll have a clearer picture of your financial status than ever before; your budgeting will be tied in with your daily transactions; and you'll find yourself planning for the future with concrete information. For those who have trouble budgeting, tracking their transactions, and planning toward financial goals, *Sylvia Porter's Personal Financial Planner* can be an excellent investment.

Sylvia Porter's Personal Financial Planner
Timeworks, Inc.

444 Lake Cook Road
Deerfield, IL 60015

Commodore 64 version—\$59.95

Commodore 128 version—\$69.95

Apple IIc/IIe version—\$99.95

IBM PC/PCjr version—\$129.95

Save Your Copies of COMPUTE!

Protect your back issues of *COMPUTE!* in durable binders or library cases. Each binder or case is custom-made in flag-blue binding with embossed white lettering. Each holds a year of *COMPUTE!*. Order several and keep your issues of *COMPUTE!* neatly organized for quick reference. (These binders make great gifts, too!)



Binders

\$8.50 each;

3 for \$24.75;

6 for \$48.00

Cases:

\$6.95 each;

3 for \$20.00;

6 for \$36.00

(Please add \$2.50 per unit for orders outside the U.S.)

Send in your prepaid order with the attached coupon

Mail to: Jesse Jones Industries
P.O. Box 5120
Dept. Code COTE
Philadelphia, PA 19141

Please send me _____ *COMPUTE!* ☐ cases ☐ binders.

Enclosed is my check or money order for \$ _____. (U.S. funds only.)

Name _____

Address _____

City _____

State _____ Zip _____

Satisfaction guaranteed or money refunded.

Please allow 4-6 weeks for delivery.

HOTWARE: Software Best Sellers

Systems

This Month	Last Month	Title	Publisher	Remarks	Apple	Atari	Commodore	IBM	Macintosh
Entertainment									
1.	1.	<i>F-15 Strike Eagle</i>	MicroProse	Air combat simulation	•	•	•	•	
2.	2.	<i>Karateka</i>	Broderbund	Action karate game	•	•	•	•	
3.	5.	<i>Ultima IV</i>	Origin Systems, Inc.	Fantasy game	•	•	•	•	
4.		<i>Silent Service</i>	MicroProse	Submarine simulation	•	•	•	•	
5.	4.	<i>Flight Simulator II</i>	SubLogic	Aircraft simulation	•	•	•	•	
Education									
1.	1.	<i>Typing Tutor III</i>	Simon & Schuster	Typing instruction program	•	•	•	•	•
2.	2.	<i>Math Blaster!</i>	Davidson	Introductory math program, ages 6-12	•	•	•	•	•
3.	3.	<i>New Improved MasterType</i>	Scarborough	Typing instruction program	•	•	•	•	•
4.	4.	<i>Music Construction Set</i>	Electronic Arts	Music composition program	•	•	•	•	•
5.		<i>I Am The C-64</i>	Creative/Activision	Introduction to the C-64	•	•	•	•	•
Home Management									
1.	1.	<i>Print Shop</i>	Broderbund	Do-it-yourself print shop	•	•	•	•	•
2.	2.	<i>The Newsroom</i>	Springboard	Do-it-yourself newspaper	•	•	•	•	•
3.		<i>Print Shop Graphics Library III</i>	Broderbund	Upgraded graphics library	•	•	•	•	•
4.	4.	<i>Print Shop Graphics Library</i>	Broderbund	100 additional graphics	•	•	•	•	•
5.	5.	<i>Three-In-One Bundle</i>	Timeworks	Word processor	•	•	•	•	•

Copyright 1985 by Billboard Publications, Inc. Compiled by the Billboard Research Department and reprinted by permission. Data as of 12/21/85 (entertainment) and 12/28/85 (education and home management).

The 1050 DUPLICATOR IS HERE...

THE 1050 & 810 DUPLICATOR: The most powerful diskdrive copy system ever developed for the ATARI.

The Duplicator for The New "ST" will be available March 1st.

The only Copy System You will ever need!

What will it do?

► **The main purpose of the Duplicator is to copy disks!** You will be able to copy just about any disk! The copies you make will run on any Atari drive. The Duplicator need not be present to run your backup copies. The Duplicator is fully automatic. You need only insert source and destination disks. Custom formats will be read and in turn reproduced on the backup copy disk. Our device will reproduce any custom format or heavily copy guarded scheme, bad sectors, double sectors, 19 through 24 sector format will present no problem to the Duplicator.

► **You will still have single density, and double density.** When you have a Duplicator installed in a 1050 drive that drive will be turned into true double density. You will have twice the disk storage. Your drive will be compatible with other double density drives as The Rana Indus, Percom, etc.

HARDWARE POWER

Fully Compatible with the XL & New XE Series.



► **High speed read & write.** Your disk drive will read and load all of your software, saving wear and tear on your drive. The 810 and 1050 drives now read one sector at a time. This is slow and inefficient. With the duplicator installed you will be able to read eighteen sectors in the time it takes standard, unenhanced drives to read one.

► **Included with every Duplicator will be user friendly disk software.** A simple, menu driven program will allow you to copy all of your software. A Duplicator enhanced drive will be a SMART drive. We plan to write many new and exciting programs that can only be run on an enhanced drive, eg. sending a copy-guarded disk over the phone. Since the drive is now fully programmable, future upgrades can be made available to you on disks, should the need arise. No further hardware changes will ever be needed. The Duplicator comes with a full hardware and software guarantee.

Only \$149⁹⁵

Specify the 810 or 1050 when ordering. Plus \$2.50 for shipping handling.

N.Y. State Residents add 7% Sales Tax.

*Dealer inquiries are welcome, call for quantity price quote.

EASY 5 MINUTE INSTALLATION

NO HARM TO YOUR DRIVE OR INCOMPATIBILITY PROBLEMS CAN EVER ARISE AS A RESULT OF THE INSTALLATION OF OUR DUPLICATOR.

IMPORTANT: Only a hardware device like the DUPLICATOR can backup heavily copy-guarded disks. Don't be fooled by software programs that claim to do this.



DUPLICATING TECHNOLOGIES inc.

Formerly Gardner Computing

99 Jericho Tpke., Suite 302A Jericho N.Y. 11753

Order Business Hrs. (516) 333-5808, 5805, 5807

Order Eve's and Weekends (516) 333-5950

TERMS: We accept American Express, Visa, MasterCard and C.O.D. orders. Foreign orders must be in U.S. dollars. All personal checks allow 14 days to clear. We ship within 24 hours.



www.commodore.ca



SpeedCalc

For Atari

Kevin Martin and
Charles Brannon, Program Editor

In response to popular request, COMPUTE! presents this professional-quality spreadsheet program for Atari 400, 800, XL, and XE computers with at least 48K RAM. Written completely in high-speed machine language, Atari SpeedCalc has all the important features you'd expect from a commercial spreadsheet program. In addition, its data files can be merged into text files created with the Atari SpeedScript word processor published last year in COMPUTE!. Atari SpeedCalc requires a disk drive, and a printer is optional but recommended.

Have you ever planned a budget for your home or office? If so, you probably used some sort of worksheet divided into rows and columns. Perhaps you wrote the months of the year along the top of the sheet and listed categories for earnings and expenses along one side. After entering data for each category and month of the year, you could calculate total income figures by adding or subtracting numbers in each of the sheet's "cells."

That's a classic example of a worksheet. It lets you enter and organize data, then perform calculations that produce new information. A spreadsheet program is an electronic version of the familiar paper worksheet. Since it does all the calculations for you at lightning speed, an electronic spreadsheet is far more convenient than its paper counterpart. And spreadsheet programs also offer editing features that let you enter and manipulate large amounts of data with a minimum of effort.

Atari SpeedCalc is an all machine language spreadsheet program for Atari 400, 800, XL, and XE computers with at least 48K RAM. Though relatively compact in size, SpeedCalc is fast, easy to use, and has many of the features found in commercial spreadsheet programs.

Even better, if you print a *SpeedCalc* file to disk (see below), you can then merge it with a word processing document created with *SpeedScript*, *COMPUTE!*'s popular word processor (see *COMPUTE!*, May 1985, or *SpeedScript: The Word Processor for Atari Computers*, published by *COMPUTE!* Books).

Working together, *SpeedCalc* and *SpeedScript* make a powerful team. You can merge a chart of sales figures into a company report, create a table of scientific data for a term paper, and manipulate numeric information in many other ways. In a sense, a spreadsheet program brings to arithmetic all of the flexibility and power that a word processor brings to writing.

Preparing The Program

Although Atari *SpeedCalc* is small in comparison to similar commercial programs, it is one of the longest programs *COMPUTE!* has ever published. Fortunately, the "Atari MLX" machine language entry utility makes it easier to type a program of this size. Be sure to carefully read the Atari MLX article elsewhere in this issue before you begin. Here are the addresses you need to enter *SpeedCalc* with Atari MLX:

Starting address: 8192
Ending address: 16813
Run/Init Address: 8192

Next you'll be asked "Tape or Disk." *SpeedCalc* requires a disk drive, so type D. MLX will ask "Boot Disk or Binary File." Press F to select the Binary File option. (Although you could save *SpeedCalc* as a boot disk, it makes no sense, since such a disk cannot contain DOS, and DOS is necessary for file-oriented disk access.)

The screen then shows the first prompt, the number 8192 followed by a colon. Type in each three-digit number shown in the listing. You do not need to type the comma shown in the listing. MLX inserts the comma automatically.

The last number you enter in each line is a *checksum*. It represents the values of the other numbers in the line summed together. If you type the line correctly, the checksum calculated by MLX and displayed on the screen should match the checksum number in the listing.

If it doesn't match, you have to retype the line. MLX is not fool-proof, though. It's possible to fool the checksum by exchanging the position of the three-digit numbers. Also, an error in one number can be offset by an error in another. MLX will help catch your errors, but you still must be careful.

If you want to stop typing at some point and pick up later, press CTRL-S and follow the screen prompts. MLX will ask you for a disk filename; use any legal Atari filename except *AUTORUN.SYS*. Remember to note the line number of the last line you entered. When you are ready to continue typing, load MLX, answer the prompts as you did before, then press CTRL-L. For a binary disk file, MLX asks for the filename you gave to the partially typed listing. After the LOAD is complete, press CTRL-N and tell MLX the line number where you stopped. Now continue typing as before.

Saving The Finished Program

When you finish all typing, MLX automatically prompts you to save *SpeedCalc*. For disks with Atari DOS 2.0, 2.5, or 3.0, save the completed program with the filename *AUTORUN.SYS*. This allows *SpeedCalc* to load and run automatically when you boot the disk.

Because *SpeedCalc* requires a full 48K of RAM in order to work, you must *always* disable BASIC before loading or running *SpeedCalc*. On an Atari 400, 800, or 1200XL, unplug the BASIC cartridge (or any other cartridge, for that matter). On an Atari 600XL, 800XL, or 130XE, unplug any cartridges and disable BASIC by holding down the OPTION button when you first switch on and boot the computer. If you forget to disable BASIC, *SpeedCalc* won't work correctly.

To use *SpeedCalc* with an Atari DOS disk, you must save or copy it on a disk that also contains *DOS.SYS* and *DUP.SYS*. Since you've saved *SpeedCalc* as *AUTORUN.SYS*, it will automatically load and run when you turn on your computer with this disk in the drive. *SpeedCalc* should always be named *AUTORUN.SYS* in order to load properly with Atari DOS. If you

want to prevent it from automatically running for some reason, you can save it with another name, then rename it *AUTORUN.SYS* later.

If you're using Optimized System Software's OS/A+ DOS or a compatible successor, you can give *SpeedCalc* any filename you like. Just use the LOAD command from DOS, and *SpeedCalc* will automatically run. Or you can give it a filename with the extension .COM, such as *CALC.COM*. Then you can start up by just typing *CALC* at the DOS prompt. You can also write a simple batch file to boot up *SpeedCalc* automatically. Some enhanced DOS packages may use so much memory that they conflict with *SpeedCalc*. In this case, you'll need to use Atari DOS instead on your *SpeedCalc* disks.

Note: The *AUTORUN.SYS* file on your DOS master disk is responsible for booting up the 850 Interface Module for RS-232 communications. There is no easy way to combine the 850 boot program with *SpeedCalc*, so you can't access the R: device while using this program. If you need to send a *SpeedCalc* file to a serial printer or modem, print it to disk as explained below, then print or transmit the file data as you would any ATASCII text.

The Atari SpeedCalc Screen

SpeedCalc uses the top line of the screen as the *command line*. This is where *SpeedCalc* displays messages and asks you questions.

Screen lines 2-4 are the *input buffer* area. This is the work area where you enter and edit data. As you'll see in a moment, the input buffer also displays the data contained in the current cell. The work area cursor is a left arrow symbol (-). After you begin to enter data, most *SpeedCalc* commands (except for the cursor movement keys) are deactivated until you press RETURN to enter the data into the worksheet.

The lower 19 screen lines are your window into the spreadsheet. Though the spreadsheet contains many rows and columns, only a few can fit on the screen at one time. By scrolling the screen back and forth with the cursor, you can

From the publishers of *COMPUTE!*



March 1986 *COMPUTE!* Disk

All the exciting programs from the past three issues of *COMPUTE!* are on one timesaving, error-free floppy disk that is ready to load on your Atari 400/800, XL, and XE. The March 1986 *COMPUTE!* Disk contains the entertaining and useful Atari programs from the January, February, and March 1986 issues of *COMPUTE!*. This easy-to-use disk also features *SpeedCalc*, the spectacular new spreadsheet program written entirely in machine language for the Atari, and the latest version of *SpeedScript*, the bestselling word processing program.

The March 1986 *COMPUTE!* Disk costs \$12.95 plus \$2.00 shipping and handling and is available only from *COMPUTE!* Publications.

For added savings and convenience, you may also subscribe to the *COMPUTE!* Disk. At a cost of only \$39.95 a year (a \$12.00 savings), you'll receive four disks, one every three months. Each disk will contain all the programs for your machine from the previous three issues of *COMPUTE!*.

This is an excellent way to build your software library while you enjoy the quality programs from *COMPUTE!*.

Disks and subscriptions are available for Apple, Atari, Commodore, and IBM personal computers. Call for details.

For more information or to order the March 1986 *COMPUTE!* Disk, call toll free 1-800-247-5470 (in Iowa 1-800-532-1272) or write *COMPUTE!* Disk, P.O. Box 10036, Des Moines, IA 50340.

COMPUTE! Publications, Inc. 
One of the ABC Publishing Companies

move the display window to any part of the spreadsheet.

The *SpeedCalc* worksheet consists of 50 vertical columns labeled with letters (AA, AB ... BX) and 100 horizontal rows numbered from 1-100. The rectangle where a row and column intersect is called a *cell*. Cells are where you store data. With 50 columns and 100 rows, the *SpeedCalc* spreadsheet has a maximum of 5,000 (50*100) cells. Due to memory limitations, however, only about a third of these can actually contain data. But you may spread out the data over all 5,000 cells if necessary, depending on the format you need.

Moving The Cursor

Each cell is identified with the letters of its column and the number of its row. For example, the cell at the extreme upper-left corner of the sheet is called AA1, since it's in column AA and row 1. The cell below that is AA2. Moving one cell to the right from AA2 puts you in cell AB2, and so on.

Your current position in the spreadsheet is shown by the highlighted cursor. The simplest way to move around the sheet is with the cursor keys, which work just as they do when you're writing or editing a BASIC program. Press

CTRL and the right cursor key to move right, and so on. Another way to move the cursor is with CTRL-H. Press CTRL-H once to "home" the cursor on the current screen: The cursor moves to the upper-left cell. Press CTRL-H twice in succession to move the cursor to cell AA1, the home position for the entire sheet.

SpeedCalc also has a *goto* command for moving the cursor over long distances. When you press CTRL-G, the command line displays GOTO: followed by a cursor. The cursor generally indicates that *SpeedCalc* is waiting for data—in this case it expects the name of the cell where you wish to go. If you enter BA88 at this point, *SpeedCalc* moves the cursor to the cell at column BA in row 88, adjusting the screen window as needed. Take a few moments to practice moving around the spreadsheet with all three methods; you'll be using them a lot. In a later section, we'll discuss how to change the size and format of a cell.

Keyboard Commands

SpeedCalc offers many different commands, a few of which are entered by pressing one key. However, most commands are entered by pressing CTRL along with an-

other key. CTRL-G, as you've seen, is the goto command. CTRL-A displays the amount of free memory available, and so on.

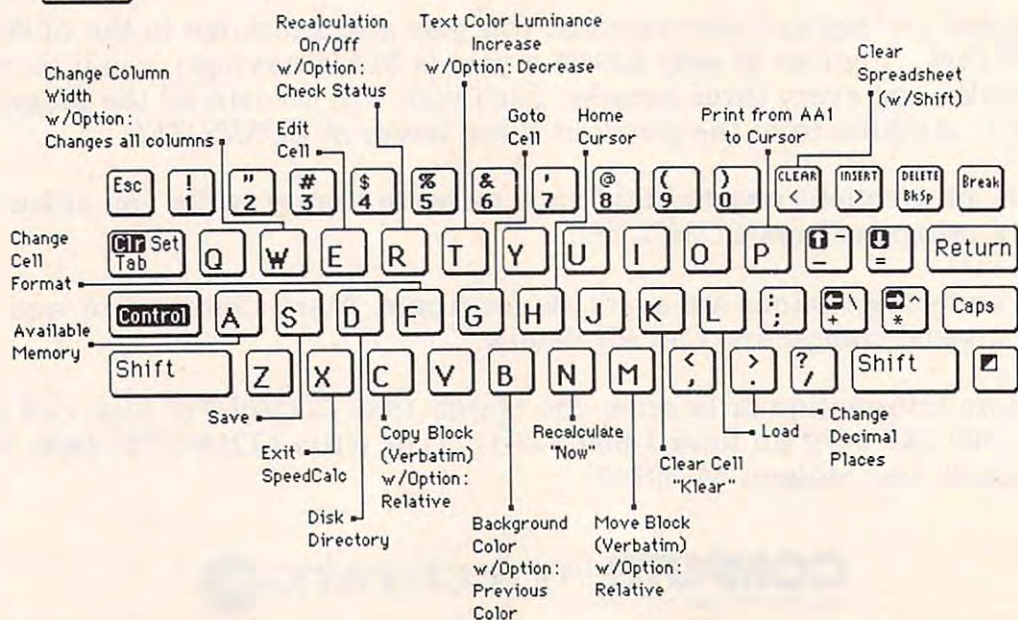
The most drastic command is CTRL-X, which exits *SpeedCalc* and returns to DOS. Since this effectively erases all data in memory, *SpeedCalc* prompts you with ARE YOU SURE Y/N? before it shuts down. To cancel the command, simply type N (or any key other than Y). If your Atari DOS 2.0/2.5 disk contains the file MEM.SAV (created with the CREATE MEM.SAV option on the DOS menu), you can exit to DOS and then return to *SpeedCalc*—however, all spreadsheet data will be lost. To restart *SpeedCalc* from the DOS menu after exiting, select menu option M (Run At Address), then enter the address 2000. If you're using OS/A+ or DOS XL, use RUN 2000 instead.

If you press SYSTEM RESET in *SpeedCalc*, you'll see the message SYSTEM RESET TRAPPED. No spreadsheet data is lost. If you're using OS/A+ or DOS XL, type RUN 2000 to return to *SpeedCalc*.

A few commands require you to press three keys at once. This sounds more awkward than it is in practice, since two of the three keys are OPTION and CTRL. For instance, the *relative copy* command

SpeedCalc Keyboard Reference

Use **Control** with most commands



is performed by pressing OPTION-CTRL-C (hold down the OPTION console key and CTRL, then press C). The table lists all the *SpeedCalc* commands, and the figure shows the keyboard layout with a description of what each key does. We'll be discussing each command in more detail below.

Three Data Types

Before entering any data, you must know what kind of data *SpeedCalc* accepts. There are three different types: numbers, text, and formulas. Let's look at each type in turn.

1. Numeric data consists of numbers—the basic stuff that spreadsheets work with. *SpeedCalc* has a few simple rules for numeric data: A number must be a decimal value (base 10, not hexadecimal) composed of one or more digits from 0–9, with an optional plus or minus sign. A decimal point is also optional. If you include any other characters in numeric input, *SpeedCalc* treats the entire input as text data (as explained below). Thus, the numbers 123, .001, and –65535 are valid numeric data. The number 65,535 is invalid because it includes a comma.

The allowable range for numbers in Atari *SpeedCalc* is similar to the range for Atari BASIC, roughly $-1.7E+97$ to $1.7E+98$. If a calculation produces a number outside the allowable range, you'll see the message *ERROR* in the cell containing the formula. This doesn't happen very often, since *SpeedCalc* won't let you enter a number more than 36 digits long, and there's rarely a need to use such large numbers unless you're tracking the national debt.

Although an input value can be up to 36 digits long, numbers in *SpeedCalc* calculations are accurate only to nine digits. This must be taken into account when doing any calculation involving large values. For example, you can enter the value 1122334455.66 into a cell, and the cell holds the value with no rounding. However, if you use the value from that cell in a formula, the value is rounded to nine digits—112233446.00—and the result of the calculation is accurate only for the first nine digits.

You can enter values in scientific notation by following a number with the letter E and the appropriate power of 10. For example, you can enter 1,234,000 as $1.234E+06$. However, scientific notation should generally be avoided, since values outside the Atari's maximum range may crash the program (if this happens, press RESET and rerun the program from DOS as explained above). Since there's only room for about 36 digits, unpredictable results may occur if you enter any number in scientific notation with an exponent greater than 35 (E+35).

To see how entering numeric data works, let's enter the number 123 in cell AA1. No special commands are required to enter data: Just move the cursor to AA1 and begin typing. The left-arrow symbol shows the end of the data. While you're entering the number, it appears only in the input buffer near the top of the screen (the inverse-arrow cursor shows your cursor position). As soon as you press RETURN, the number appears in cell AA1 and the letter N appears at the upper right of the screen. The N signifies *numeric*, meaning that *SpeedCalc* has accepted the entry as valid numeric data. Move the cursor to a vacant cell, then move it back to AA1. The input buffer displays whatever data is found in the cell under the cursor. When the current cell is empty, the buffer is empty as well.

If you want to change anything during data entry, press the BACKSPACE key (BACKS on some Atari machines). BACKSPACE always deletes the character before the cursor (or has no effect if the cell is empty). Later on, we'll explain how to edit existing data.

As you've seen, pressing RETURN enters a data item into the current cell. You can also end the input by pressing CTRL and a cursor key. The data is entered as if you had pressed RETURN, and the cursor moves in the indicated direction. This feature is handy for entering a lot of data: Simply type the entry, move the cursor to the next cell, enter more data, and so on.

2. Text data is not "data" in the strict sense, since *SpeedCalc* doesn't

use it in calculations as it does numbers and formulas. Text data is there only to help people understand what the other data means. Text may consist of comments, titles, column headings, subheadings, or whatever you need to interpret the numbers and formulas. As an example, move the cursor to cell AA2 (just under AA1) and type the following line:

THIS IS A PIECE OF TEXT DATA.

You can use the BACKSPACE key to erase mistakes while you're typing. When you press RETURN, *SpeedCalc* displays T (for text) in the upper-right corner. In this example, the cell isn't large enough to accept all the text, so only the leftmost portion appears in AA2. But even though you can't see it, all of the text is there. Move the cursor to another cell, then move it back to AA2. As soon as you return to AA2, *SpeedCalc* displays all the text in the input buffer area.

3. Formula data is a mathematical expression or formula. It may be as simple as $2 + 2$ or as complex as your imagination (and mathematical prowess) allows. The first character in a formula must always be an equal sign (=). If you omit this symbol, *SpeedCalc* either signals an error or treats the data as text.

The true power of a spreadsheet is that a formula in one cell can refer to another cell. This is easier to demonstrate than to explain. Move the cursor to cell AA3 and type the following line:

=AA1*25.01+@SQ(4)

As soon as you press RETURN, *SpeedCalc* displays F (for formula) in the upper-right corner of the screen and puts the *result* of the formula (not the formula itself) in AA3. If AA1 contains 123, the value 3078.23 appears in AA3. In plain English, this formula means "multiply the contents of cell AA1 by 25.01 and add the square root of 4."

Before we examine the formula more closely, here's a quick demonstration of what makes a spreadsheet such a powerful tool. Move the cursor back to AA1 and press CTRL-R. The command line displays the message RECALCULATION IS ON, meaning *SpeedCalc* now automatically recalculates the

Month	Expenses	Income	Profit
January	1812.22	582.23	-429.99
February	422.23	1842.23	629.00
March	5821.00	4787.22	-33.78
April	1456.22	7329.23	6472.01
May	512.23	2424.22	1311.99
June	1923.11	2384.22	381.11
July	243.45	2888.00	1656.55
August	617.08	1922.00	1385.00
September	1933.00	1258.00	-741.00
October	412.44	9888.00	7587.56
November	677.33	9888.00	8222.11
December	2328.00	2888.00	-328.00
TOTALS:	16719.79	43448.35	26729.56
AVERAGE:	1427.14	3896.19	2469.05

A typical screen from Atari SpeedCalc—a compact, powerful spreadsheet program written entirely in machine language.

Month	Expenses	Income	Profit
January	1812.22	582.23	-429.99
February	422.23	1842.23	629.00
March	5821.00	4787.22	-33.78
April	1456.22	7329.23	6472.01
May	512.23	2424.22	1311.99
June	1923.11	2384.22	381.11
July	243.45	2888.00	1656.55
August	617.08	1922.00	1385.00
September	1933.00	1258.00	-741.00
October	412.44	9888.00	7587.56
November	677.33	9888.00	8222.11
December	2328.00	2888.00	-328.00
TOTALS:	16719.79	43448.35	26729.56
AVERAGE:	1427.14	3896.19	2469.05

Atari SpeedCalc's input buffer always displays the contents of the data cell under the highlighted cursor.

entire sheet whenever you make a change. Now change the number in AA1 to 456 (simply move to the cell and start typing). The new result (11406.56) automatically appears in cell AA3. We'll explain more about automatic recalculation later.

Note that the referenced cell must contain data that SpeedCalc can evaluate: a number or another formula. If the formula refers to an empty cell, or one that contains text, SpeedCalc signals the error by printing *ERROR* in the cell containing the incorrect formula.

Mathematical Operators

These symbols can be used as operators in a formula:

Operator	Function
+	addition
-	subtraction
*	multiplication
/	division
^	exponentiation
=	equality

One factor that affects formulas is *precedence*, or the order in which mathematical operations are performed. In SpeedCalc, formula operators have the same precedence as in ordinary math.

The first operators to be evaluated—those with the highest precedence—are those enclosed in parentheses. Where one set of parentheses encloses another, the expression in the innermost set is evaluated first. The next operators to be evaluated are exponents. Multiplication and division have equal precedence; both operations are lower than exponentiation. Addition

and subtraction have the lowest precedence of all. To take one example, SpeedCalc evaluates the formula $=5*(8+3*-2)^2-10/+2$ as the value 15, just as in ordinary math. Note how the result is affected by the plus and minus signs before the two 2's.

Functions

Formulas may also include any of the functions listed here:

@ABS()	absolute value
@AVE()	average of a block of cells
@EXP()	natural exponent
@INT()	integer
@LOG()	natural logarithm
@RND()	round to nearest integer
@SGN()	sign
@SQR()	square root
@SUM()	sum of a block of cells
PI	value of pi (3.14159265)

All the functions except PI begin with the @ symbol and are followed by parentheses. The parentheses of a function may contain a number or a formula. For example, the formula $=@SQR(4)$ generates the square root of 4. The formula $=@SQR(AA1)$ returns the square root of whatever value cell AA1 contains. The function @INT() generates an integer (whole number) by truncating (discarding the fractional part of) a numeric value; note that this is different from rounding (for instance, the result of @INT(-4.3) is -4, not -5). Use the rounding function @RND() to round a value up to the nearest whole number.

The function @AVE() calculates the mean average of the values in a block (group) of cells. The function @SUM() calculates the

sum of a block. Both functions require you to define the block so SpeedCalc knows which cells to include in the calculation. This is done by putting two cell names separated by a colon in the parentheses. The first cell name defines the upper-left corner of the block, and the second defines the bottom-right corner. To define a block in a single column, specify the top and bottom cells in the column. For instance, @AVE(AA1:AD20) calculates the average of all the cells from AA1 to AD20. The function @SUM(AA1:AD20) calculates the sum of AA1 through AD20, and so on. An error results if any cell in the block is blank or contains text data.

Editing The Sheet

Editing is a very important spreadsheet function. The simplest way to change what a cell contains is to move to it and start typing. The old data in that cell is replaced by whatever you enter. For instance, to replace the contents of cell AA1 with the number 456, move to that cell, type 456, and press RETURN or exit with a cursor key. Press CTRL-K (think of *kill*) to erase what's in the current cell. To erase everything in the sheet, press SHIFT-CLEAR. Before carrying out this drastic operation, SpeedCalc asks you to confirm it by pressing Y or N.

In some cases, only a minor change is needed. *Edit mode* lets you change the data in a cell without retyping the entire entry. To activate edit mode, move to the desired cell and press CTRL-E. In this mode, up and down cursor movement is disabled, and the left/right cursor keys move within the input buffer. Typing in edit mode inserts new characters in the line: Everything to the right of the new character moves right one space (unless the buffer is already full). Because all keys insert automatically, the CTRL-INSERT key combination is disabled: Press the space bar to insert a blank space. Erase unwanted characters with the BACKSPACE key or CTRL-DELETE. The CTRL-DELETE combination does not move the cursor: It simply pulls the text to the right of the cursor toward the cursor position. Since the cursor keys have a different function in edit mode, you cannot use them to

end the input. Press RETURN to enter the new data and escape from edit mode.

SpeedCalc displays *ERROR* in a cell when you enter an erroneous formula. Usually this means you've made a typing error in that cell, or the formula refers to text or an empty cell. A line of asterisks (*****) signals that a number is too large to be printed in the cell. Though these messages appear in the cell area, no data is lost. You may move to the affected cell, view its contents in the input buffer, and make whatever correction is needed.

Recalculation

Recalculation is the very core of a spreadsheet. As you know, entering or editing a piece of data makes *SpeedCalc* perform a calculation and put the result in the cell under the cursor. In most cases, the new data relates to data in other cells, so you'll ultimately want to recalculate the entire spreadsheet as well. This can be done manually or automatically.

To recalculate the spreadsheet manually, enter CTRL-N. *SpeedCalc* begins at AA1 and recalculates every cell that contains data, placing fresh results wherever needed. If you switch to automatic recalculation mode, *SpeedCalc* automatically recalculates the entire spreadsheet each time you enter new data or edit what exists. When you press CTRL-R, *SpeedCalc* changes the recalculation status and displays it at the top of the screen. If automatic recalculation was turned off before, it is now on (and vice versa). If you aren't sure which mode you're in, press OPTION-CTRL-R; *SpeedCalc* displays the mode without changing it.

Automatic recalculation can be fun to watch in a large spreadsheet: Every time you make a change, new results appear everywhere on the screen. However, the more data your spreadsheet contains, the longer it takes to update the entire sheet. For this reason, you may want to turn off automatic recalculation most of the time, recalculating manually whenever you need to view results.

One problem with recalculation arises from the order in which

cells are calculated. Because only one cell can be calculated at a time, you must sometimes recalculate the entire spreadsheet two or three times to get correct results in every cell (this is common to all spreadsheet programs). For instance, say you have a formula in AA1 which refers to a formula in AB15. When *SpeedCalc* calculates AA1, it must use the existing data from AB15—which is probably out of date, since the formula in AB15 hasn't been recalculated yet. To avoid this problem, you should always recalculate a sheet manually two or three times before printing it or saving it to disk.

SpeedCalc offers a number of other features. Before experimenting with them, you should spend some time typing in a hypothetical spreadsheet—perhaps a fictitious yearly budget—to become thoroughly familiar with the basic commands covered so far. Most importantly, create formulas using all the operators in different combinations.

Change Format

The default (normal) format for numeric data is flush right with rounding to two decimal places. In other words, the number is displayed in the rightmost part of the cell, with two numbers after the decimal point. Text and formulas are also displayed flush right. *SpeedCalc* offers several commands for changing cell formats.

Change Format (CTRL-F). This command changes the location of data in the cell. When you press CTRL-F, the *SpeedCalc* command line displays the question FORMAT: LEFT, CENTER, OR RIGHT JUSTIFY?. Press L, C, or R to move the data to the left, center, or right of the cell.

Change Decimal Places (CTRL-.). *SpeedCalc* also lets you change the number of decimal places for any cell. The default number of decimal places is 2, but you may change it to anything from 0–15. Press CTRL and the period key (CTRL-.) to change this value: *SpeedCalc* prompts you to enter a number from 0–15. If you choose zero decimal places, any number in that cell is rounded off to the nearest integer

(whole number). If you choose 15, a number in that cell is not rounded off at all—*SpeedCalc* displays it exactly as you entered it or as it was calculated from a formula.

Width (CTRL-W). The width command changes the width of an entire column of cells. Move the cursor to any cell in the desired column, then press CTRL-W. When *SpeedCalc* displays the prompt WIDTH:, respond with a number from 4–36. The entire screen is redrawn to accommodate the new format, and may look very different depending on what value you chose. For instance, if you increase a column's width, the rightmost column of the former display may disappear: *SpeedCalc* only displays as many complete columns as it can fit on the screen. If you decrease the width of a column, you may see asterisks where numbers used to be (indicating the cell is now too small to display the entire number). To get rid of the asterisks, expand the column as necessary.

Global Format (OPTION-CTRL-F). This is the same as the ordinary format command, but operates globally, changing every cell in the sheet instead of just one.

Global Width (OPTION-CTRL-W). This is a global version of the width command. Every column in the sheet changes to the designated width.

Screen Color And Luminance

SpeedCalc makes it easy to change the screen background and character colors to your liking.

Background Color (CTRL-B). Press CTRL-B to cycle forward through the available screen background colors.

Text Color (CTRL-T). This command increases the luminance of characters on the screen, cycling forward through all of the available text colors.

Previous Background Color (OPTION-CTRL-B). The reverse of CTRL-B, this command cycles backward through the range of background colors.

Previous Text Color (OPTION-CTRL-T). The reverse of CTRL-T, this command cycles backward through the range of text colors.

Macro Editing

After typing in a large spreadsheet, you may decide to make a major change. You may want to add new data somewhere in the middle, delete a section, or move a group of cells from one location to another. *SpeedCalc's* macro (large-scale) editing commands simplify such operations, affecting an entire block of cells at once. A *block* is simply a group of cells connected in rectangular fashion. You can define it as a single cell, a row or column, or any rectangular area within the spreadsheet.

There are two ways macro commands work: *verbatim* or *relative*. To take a simple example, say that cell AA2 contains the formula =AA1*5 and you want to move its contents to cell AB2. When this is done in verbatim mode, AB2 contains an exact copy of what was in AA2 (=AA1*5). Note that the cell name used in the formula does not change: The formula still refers to AA1. If you perform the same operation in relative mode, the cell name in the formula is adjusted to fit the new location. In this case, AB2 would contain the formula =AB1*5.

Copy (CTRL-C). The copy command copies a block of cells into a different location without disturbing the original cells. Place the cursor on the upper-left corner of the block you want to copy, then press CTRL-C. *SpeedCalc* prompts you to move the cursor to the lower-right corner of the block you want to copy. Once the cursor is in place, press RETURN. Now *SpeedCalc* prompts you to move the cursor to the place where you want to put the block: This is the upper-left corner of the new position. Once the cursor is there, press RETURN again. The new data replaces whatever was contained in the designated cells. Note that if you define an impossible block (for instance, moving the cursor to the upper-left of the original position, rather than below and to the right), *SpeedCalc* does not copy any data. Press ESC if you change your mind and wish to cancel this command.

Move (CTRL-M). This command works like a copy, but it fills the original cells with blanks. Though

SpeedCalc has no express insert command, you can use this command to make space for new data in the middle of a spreadsheet. Simply move everything below the insertion point down as far as you need. As with the copy command, you can press ESC to cancel this command.

Relative Copy (OPTION-CTRL-C). This form of the copy command adjusts the cell names used in formulas within the copied block (see explanation above). When copying or moving data in relative mode, you may see some strange characters displayed very briefly in the input buffer area of the screen: This harmless effect occurs because *SpeedCalc* uses that area for temporary storage during these operations, conserving memory for other purposes.

Relative Move (OPTION-CTRL-M). This is the relative form of the move command. Cell names in formulas are adjusted to reflect the move.

Memory Management

SpeedCalc makes about 20K (roughly 20,000 characters) of memory

available for data. As noted earlier, *SpeedCalc* lets you spread your data out over a much larger number of cells than you can actually fill with data. The extra space is provided to give you full control over the final format of the spreadsheet and to leave some elbow room for move and copy operations.

Because memory is limited, you should keep careful track of how much is free while using the program. Press CTRL-A to display the amount of free memory. We suggest limiting your spreadsheets to 1,600 cells (equivalent to 40 rows by 40 columns). If you've filled nearly all of free memory, you may have to break the spreadsheet into two smaller sheets.

Although *SpeedCalc* checks the amount of available memory and displays an error message if you run out, you should be careful not to exhaust free memory. Any move or copy operation in process will be aborted if sufficient memory is not available.

Disk Operations

SpeedCalc has three disk commands for saving and loading data from

SpeedCalc Commands

Command	Action
CTRL-A	available memory check
CTRL-B	next background color
CTRL-C	copy block verbatim
CTRL-D	disk directory
CTRL-E	edit current cell
CTRL-F	change cell format
CTRL-G	goto selected cell
CTRL-H	home cursor
CTRL-K	clear current cell
CTRL-L	load <i>SpeedCalc</i> file
CTRL-M	move block verbatim
CTRL-N	recalculate sheet now
CTRL-P	print cells from AA1 to cursor
CTRL-R	turn recalculation on/off
CTRL-S	save <i>SpeedCalc</i> file
CTRL-T	increase text luminance
CTRL-W	change column width
CTRL-X	exit <i>SpeedCalc</i> to DOS
CTRL-.	change decimal places
SHIFT-CLR	clear spreadsheet
OPTION-CTRL-B	previous background color
OPTION-CTRL-C	copy block relative
OPTION-CTRL-M	move block relative
OPTION-CTRL-R	check recalculation status
OPTION-CTRL-T	decrease text luminance
OPTION-CTRL-W	change width of all columns

disk and displaying the disk directory. The disk directory command is the easiest to use: Simply press CTRL-D. To save a spreadsheet to disk, press CTRL-S. *SpeedCalc* prints SAVE: on the command line, followed by a cursor. Enter a valid Atari filename (including D:) and press RETURN. (If you change your mind and decide not to save anything, press RETURN without typing a filename.) If no disk error occurs while the spreadsheet is being saved, *SpeedCalc* displays NO ERRORS in the command line and returns you to command mode. If there was an error, you'll hear a beep and see the message I/O ERROR # followed by an error number in the command line. Your DOS manual explains the meaning of the various DOS errors.

To load a saved file from disk, press CTRL-L. Again, you can cancel the operation by pressing RETURN without entering a filename. *SpeedCalc* prompts you to enter the filename and displays the error status when the operation is complete. If an error occurs while loading, *SpeedCalc* clears the partially loaded sheet to prevent a program crash.

Printing

SpeedCalc lets you print data to three different devices: to the screen for previewing output (E:), to a printer for permanent documentation (P:), or to a disk file for integrating the data with a *SpeedScript* document (D:filename).

To print a hardcopy of the spreadsheet to a printer, press CTRL-P and then enter P: when asked for (Device:Filename). Before using this command, you must position the cursor below and to the right of the block of cells you wish to print. The upper-left corner of the print-out starts at cell AA1. To preview the printed output on the screen, enter E: in response to the same prompt.

You can also print *SpeedCalc* data to a disk file for use in a *SpeedScript* document. When *SpeedCalc* prints the prompt (Device:Filename), enter D:filename. The data is saved as a disk file of that name. Note that printing to disk creates a different type of file than saving to disk, and *SpeedCalc* cannot reload

files in the print format. You should save files you wish to reload into *SpeedCalc*, and print files you wish to load into *SpeedScript*.

SpeedScript Integration

SpeedCalc sends data to the printer in simple, plain vanilla form. That may be fine for personal use, but if you're creating a document for others to view, you may want special features such as boldface, underlining, italics, and so on. Since Atari *SpeedScript*—COMPUTE!'s popular word processor—already offers a way to access these features (and many more), no attempt has been made to duplicate them in *SpeedCalc*.

No special tricks are needed to load a *SpeedCalc* file into *SpeedScript*. After printing the file to disk as explained above, exit *SpeedCalc*, then load and run *SpeedScript*. Now load the file as you would any *SpeedScript* document. The data appears on the screen, ready to be edited in any way you wish. Again, keep in mind that *SpeedScript* can load only those files which have been printed to disk, not saved.

Program 1: Atari SpeedCalc

Please refer to the "MLX" article in this issue before entering the following listing.

```
8192:165,089,201,188,240,018,133
8198:169,063,160,094,032,089,101
8204:033,032,028,033,169,001,052
8210:141,068,002,108,252,255,076
8216:169,063,160,035,162,000,101
8222:032,089,033,032,181,035,176
8228:032,026,035,169,066,024,132
8234:105,001,141,174,065,024,040
8240:105,041,133,159,169,000,143
8246:141,173,065,141,175,065,046
8252:133,158,141,049,062,169,004
8258:187,141,176,065,169,203,239
8264:205,054,066,141,054,066,146
8270:240,030,032,108,035,165,176
8276:012,141,005,033,165,013,197
8282:141,006,033,169,004,133,064
8288:012,169,033,133,013,169,113
8294:000,141,068,002,169,001,227
8300:133,009,032,182,035,032,019
8306:003,038,032,028,033,072,064
8312:032,152,033,104,174,173,020
8318:032,221,173,032,240,022,078
8324:202,208,248,201,032,144,143
8330:230,201,123,176,226,201,015
8336:091,144,004,201,097,144,057
8342:218,076,182,036,202,138,234
8348:010,170,169,032,072,169,010
8354:112,072,189,213,032,072,084
8360:189,212,032,072,096,024,025
8366:125,008,023,006,007,016,103
8372:003,019,012,024,028,029,039
8378:031,030,011,005,014,002,023
8384:020,001,018,004,013,096,088
8390:013,017,018,019,020,021,050
8396:022,023,024,025,016,011,069
8402:013,014,003,035,067,042,208
8408:127,040,041,037,178,041,168
8414:117,044,044,045,217,049,170
8420:179,050,084,054,090,041,214
8426:065,041,113,041,155,041,178
```

```
8432:035,052,096,052,149,051,163
8438:070,033,052,033,131,053,106
8444:054,052,015,058,212,045,176
8450:107,037,032,064,021,032,039
8456:026,035,032,003,038,032,174
8462:182,035,169,063,160,072,183
8468:162,007,032,089,033,076,163
8474:113,032,173,252,002,201,031
8480:255,240,249,133,146,138,169
8486:072,152,072,032,125,059,038
8492:133,151,104,168,104,170,106
8498:165,151,096,162,002,032,146
8504:109,058,208,002,162,254,081
8510:024,138,109,052,062,141,076
8516:052,062,096,162,002,032,218
8522:109,058,208,002,162,254,099
8528:024,138,109,051,062,141,093
8534:051,062,096,133,204,132,252
8540:203,142,050,062,169,000,206
8546:133,084,133,085,169,001,191
8552:141,240,002,032,140,033,180
8558:160,000,140,255,002,177,076
8564:203,240,006,032,229,058,116
8570:200,208,246,096,162,050,060
8576:157,180,065,202,208,250,166
8582:169,040,141,231,065,096,108
8588:160,000,169,000,145,088,190
8594:200,192,040,208,247,096,105
8600:173,065,188,201,112,240,107
8606:009,169,063,160,025,162,234
8612:000,032,089,033,056,032,150
8618:078,055,144,003,076,165,179
8624:039,076,175,039,032,176,201
8630:034,141,104,188,169,094,144
8636:141,105,188,162,118,169,047
8642:000,157,105,188,202,208,030
8648:248,160,001,208,002,160,211
8654:000,185,104,188,009,128,052
8660:153,104,188,032,028,033,238
8666:141,249,065,185,104,188,126
8672:041,127,153,104,188,173,242
8678:249,065,174,154,034,221,103
8684:154,034,240,055,202,208,105
8690:248,201,032,144,216,201,004
8696:125,176,212,032,176,034,235
8702:141,249,065,140,250,065,140
8708:206,250,065,162,119,189,227
8714:104,188,201,094,240,191,004
8720:202,189,104,188,157,105,193
8726:188,202,236,250,065,208,147
8732:244,173,249,065,153,104,248
8738:188,200,076,207,033,202,172
8744:138,010,170,189,163,034,232
8750:072,189,162,034,072,096,159
8756:160,000,185,104,188,201,122
8762:094,240,006,153,000,006,045
8768:200,208,243,169,000,153,013
8774:000,006,140,234,065,096,099
8780:173,054,062,240,032,192,061
8786:000,240,001,136,076,207,230
8792:033,173,054,062,240,019,157
8798:185,104,188,201,094,240,082
8804:241,200,076,207,033,173,006
8810:054,062,240,003,076,207,236
8816:033,165,146,141,252,002,083
8822:076,052,034,192,000,240,200
8828:217,136,185,104,188,201,131
8834:094,240,209,152,170,189,160
8840:105,188,157,104,188,232,086
8846:201,094,208,245,169,000,035
8852:157,104,188,076,207,033,145
8858:007,155,126,028,029,030,017
8864:031,254,051,034,120,034,172
8870:104,034,104,034,075,034,039
8876:088,034,125,034,072,041,054
8882:128,133,151,104,041,127,094
8888:201,096,176,013,201,032,135
8894:176,006,024,105,064,076,129
8900:201,034,056,233,032,005,245
8906:151,096,072,041,128,133,055
8912:151,104,041,127,201,096,160
8918:176,011,201,064,144,005,047
8924:233,064,076,227,034,105,191
8930:032,005,151,096,072,138,208
8936:072,173,051,062,069,079,226
8942:037,078,141,010,212,141,089
8948:024,208,141,200,002,173,224
8954:052,062,069,079,037,078,115
8960:141,023,208,174,050,062,146
8966:189,055,062,141,198,002,141
8972:169,010,141,197,002,169,188
8978:000,141,182,002,104,170,105
8984:104,064,169,064,141,014,068
8990:212,169,230,141,000,002,016
8996:169,034,141,001,002,173,044
9002:048,002,133,151,173,049,086
9008:002,133,152,160,003,169,155
9014:194,145,151,169,192,141,022
9020:014,212,096,169,064,141,244
9026:014,212,173,051,062,141,207
```


9032:198,002,141,200,002,173,020
9038:052,062,141,197,002,096,116
9044:169,063,160,226,162,002,098
9050:032,089,033,032,028,033,081
9056:041,095,201,089,208,003,221
9062:032,108,035,076,152,033,026
9068:032,141,035,169,009,032,014
9074:126,033,169,044,141,144,003
9080:062,032,182,035,032,003,210
9086:038,165,158,133,136,165,153
9092:159,133,137,169,000,141,103
9098:143,062,096,173,173,065,082
9104:133,203,173,174,065,133,001
9110:204,160,000,152,145,203,246
9116:200,208,251,230,204,166,135
9122:204,236,176,065,208,242,013
9128:169,001,141,178,065,141,095
9134:179,065,133,134,133,135,185
9140:096,096,032,188,035,076,191
9146:050,036,165,088,024,105,142
9152:200,133,142,165,089,105,002
9158:000,133,143,160,000,174,040
9164:179,065,169,000,133,151,033
9170:133,152,248,165,151,024,059
9176:105,001,133,151,165,152,155
9182:105,000,133,152,202,208,254
9188:240,216,162,000,032,018,128
9194:036,248,165,151,024,105,195
9200:001,133,151,165,152,105,179
9206:000,133,152,166,165,142,030
9212:024,105,040,133,142,165,093
9218:143,105,000,133,143,160,174
9224:000,232,224,019,208,218,141
9230:032,018,036,096,165,152,001
9236:024,105,144,145,142,200,012
9242:165,151,041,240,074,074,003
9248:074,074,240,105,144,145,086
9254:142,200,165,151,041,015,240
9260:024,105,144,145,142,096,188
9266:024,165,088,105,160,133,213
9272:142,165,089,105,000,133,178
9278:143,160,000,169,128,145,039
9284:142,200,145,142,200,145,018
9290:142,200,174,178,065,169,234
9296:000,141,177,065,189,180,064
9302:065,134,151,074,185,000,103
9308:170,202,169,128,145,142,024
9314:200,202,208,250,165,151,250
9320:010,170,189,145,062,009,177
9326:128,145,142,200,189,146,036
9332:022,009,128,145,142,200,034
9338:166,151,189,180,065,074,179
9344:170,202,202,169,128,145,120
9350:142,200,202,016,250,166,086
9356:151,189,180,065,024,109,090
9362:177,065,141,177,065,232,235
9368:189,180,065,024,109,177,128
9374:065,201,037,144,177,202,216
9380:142,240,065,169,128,192,076
9386:040,208,001,096,145,142,034
9392:200,192,040,208,249,096,137
9398:032,180,033,173,000,060,094
9404:200,063,201,029,240,038,231
9410:174,198,032,221,198,032,025
9416:240,007,202,208,248,169,250
9422:001,208,025,173,234,065,144
9428:201,037,176,037,160,000,055
9434:169,006,032,000,037,032,238
9440:028,062,208,233,169,000,156
9446:240,002,169,002,141,232,248
9452:065,173,144,062,141,235,032
9458:065,024,032,078,055,032,016
9464:174,055,032,144,051,076,012
9470:113,032,141,030,062,140,004
9476:029,062,032,028,062,076,037
9482:221,060,162,050,169,000,160
9488:141,246,065,189,180,065,134
9494:024,109,246,065,141,246,085
9500:065,201,037,176,003,202,200
9506:208,239,232,232,142,250,057
9512:065,096,032,109,058,240,128
9518:004,162,006,208,002,162,078
9524:014,160,137,169,064,032,116
9530:089,033,032,028,033,041,058
9536:095,201,076,240,015,201,124
9542:067,240,015,201,082,240,147
9548:003,076,000,038,162,012,111
9554:208,006,162,008,208,002,164
9560:162,004,173,144,062,041,162
9566:240,141,249,065,138,013,172
9572:249,065,141,249,065,076,177
9578:168,037,032,109,058,240,238
9584:004,162,006,208,002,162,144
9590:014,160,177,169,064,032,222
9596:089,033,032,224,040,248,014
9602:125,160,128,169,004,032,236
9608:000,037,032,056,061,201,011
9614:000,208,111,192,016,176,077
9620:107,173,144,062,041,012,175
9626:141,249,065,152,010,010,013

9632:010,010,013,249,065,141,136
9638:249,065,173,050,062,201,198
9644:006,240,065,173,249,065,202
9650:141,144,062,173,173,065,168
9656:133,132,173,174,065,133,226
9662:133,160,001,177,132,240,009
9668:017,133,131,136,177,132,154
9674:133,130,177,130,041,003,048
9680:013,144,062,145,130,200,134
9686:165,132,024,105,002,133,007
9692:132,165,133,105,000,133,120
9698:133,165,133,197,159,208,197
9704:216,056,032,078,055,076,233
9710:000,038,056,032,078,055,241
9716:144,010,160,000,173,249,212
9722:065,013,232,065,145,130,132
9728:076,152,033,165,134,141,189
9734:238,065,165,135,141,239,221
9740:065,169,003,141,177,065,120
9746:174,178,065,134,134,172,107
9752:179,065,132,135,152,024,199
9758:105,019,141,236,065,189,017
9764:180,065,141,246,065,169,134
9770:000,236,238,065,208,007,028
9776:204,239,065,208,002,169,167
9782:128,141,241,065,152,024,037
9788:105,005,056,237,179,065,195
9794:168,185,071,062,133,143,060
9800:185,095,062,133,142,056,233
9806:032,078,055,176,005,169,081
9812:000,076,220,038,173,232,055
9818:065,240,168,201,002,240,178
9824:104,173,246,065,056,237,209
9830:234,065,170,232,048,048,131
9836:232,173,235,065,041,012,098
9842:201,008,240,038,176,005,014
9848:138,074,240,032,170,142,148
9854:242,065,173,241,065,172,060
9860:177,065,145,142,200,202,039
9866:208,250,140,243,065,173,193
9872:246,065,056,237,242,065,031
9878:170,160,002,076,167,038,251
9884:174,246,065,173,177,065,032
9890:141,243,065,160,002,177,182
9896:130,140,242,065,172,243,136
9902:065,013,241,065,145,142,077
9908:172,242,065,238,243,065,181
9914:202,240,009,200,204,234,251
9920:065,208,228,032,030,039,026
9926:076,235,038,032,186,039,036
9932:174,234,065,202,202,202,003
9938:236,246,065,176,003,076,244
9944:097,038,169,010,013,241,016
9950:065,172,177,065,174,246,097
9956:065,145,142,200,202,208,166
9962:250,164,135,166,134,200,003
9968:204,236,065,240,005,132,098
9974:135,076,035,038,172,179,113
9980:065,132,135,173,246,065,044
9986:024,109,177,065,141,177,183
9992:065,232,134,134,224,051,080
9998:240,039,189,180,065,024,239
10004:109,177,065,201,040,176,020
10010:028,076,035,038,224,000,171
10016:240,020,173,177,065,024,219
10022:109,246,065,168,136,169,163
10028:000,013,241,065,145,142,138
10034:136,202,208,250,096,169,087
10040:040,056,237,177,065,141,004
10046:246,065,160,005,132,135,037
10052:185,071,062,133,143,185,079
10058:095,062,133,142,172,177,087
10064:065,174,246,065,169,000,031
10070:145,142,200,202,208,250,209
10076:230,135,164,135,192,024,204
10082:208,224,173,238,065,133,115
10088:134,173,239,065,133,135,215
10094:160,000,169,000,153,104,184
10100:188,200,192,120,208,248,248
10106:056,032,078,055,144,047,022
10112:160,002,162,000,173,232,089
10118:065,201,002,208,009,172,023
10124:234,065,177,130,141,234,097
10130:065,200,177,130,177,104,211
10136:188,232,200,204,234,065,251
10142:208,244,169,094,157,104,110
10148:188,174,232,065,189,140,128
10154:062,141,103,188,096,169,161
10160:000,141,103,188,169,094,103
10166:141,104,188,096,169,000,112
10172:141,128,004,160,002,177,032
10178:130,201,010,240,242,173,166
10184:235,065,074,074,074,074,028
10190:141,244,065,162,255,201,250
10196:015,240,226,177,130,201,177
10202:014,208,009,174,244,065,164
10208:240,016,232,142,128,004,218
10214:153,127,004,200,204,234,128
10220:065,240,033,202,208,229,159
10226:173,244,065,240,030,224,194

10232:000,240,026,173,128,004,051
10238:201,000,208,010,169,014,088
10244:153,127,004,200,174,244,138
10250:065,232,169,016,153,127,004
10256:004,200,202,208,249,169,024
10262:000,141,128,004,204,234,221
10268:065,240,012,176,063,177,249
10274:130,201,014,240,008,201,060
10280:021,176,012,200,076,096,109
10286:040,200,177,130,201,021,047
10292:144,042,136,152,200,170,128
10298:202,202,189,128,004,201,216
10304:014,240,011,144,012,201,174
10310:025,208,020,169,016,157,153
10316:128,004,202,016,235,202,095
10322:157,128,004,232,169,017,021
10328:157,128,004,208,003,254,074
10334:128,004,136,140,234,065,033
10340:173,128,004,201,000,208,046
10346:009,169,004,133,131,169,209
10352:127,133,130,096,169,004,003
10358:133,131,169,126,133,130,172
10364:238,234,065,096,032,109,130
10370:058,240,005,162,005,076,164
10376:140,060,162,013,169,064,212
10382:160,011,032,089,033,032,243
10388:224,040,160,128,169,004,105
10394:032,000,037,032,060,061,116
10400:201,000,208,053,172,004,050
10406:144,049,192,037,176,045,041
10412:165,134,141,178,065,173,004
10418:050,062,201,005,240,007,231
10424:152,032,126,033,076,197,032
10430:040,152,166,134,157,180,251
10436:065,032,012,037,165,134,129
10442:205,250,065,144,007,172,021
10448:250,065,136,140,178,065,018
10454:032,050,036,076,152,033,081
10460:169,001,208,002,169,000,001
10466:141,245,065,160,000,140,209
10472:240,002,169,032,032,229,168
10478:058,169,126,032,229,058,142
10484:032,028,033,201,155,240,165
10490:051,201,126,240,036,170,050
10496:041,127,201,032,144,238,015
10502:138,174,245,065,208,008,076
10508:201,048,144,228,201,058,124
10514:176,224,166,085,224,038,163
10520:240,218,153,128,004,032,031
10526:229,058,200,208,209,192,102
10532:000,240,205,032,229,058,032
10538:136,076,244,040,162,001,189
10544:142,240,002,032,229,058,239
10550:169,000,153,128,004,140,136
10556:244,065,173,128,004,096,002
10562:165,135,201,100,240,018,157
10568:230,135,173,179,065,024,110
10574:105,018,197,135,176,006,203
10580:238,179,065,032,188,035,053
10586:096,165,135,201,001,240,160
10592:016,198,135,172,179,065,093
10598:136,196,135,144,006,206,157
10604:179,065,032,188,035,096,191
10610:165,134,201,050,240,035,171
10616:230,134,172,240,065,196,133
10622:134,176,026,238,178,065,175
10628:174,178,065,169,000,024,230
10634:125,180,065,232,201,037,210
10640:144,247,202,202,228,134,021
10646:144,233,032,050,036,096,229
10652:165,134,201,001,240,016,145
10658:198,134,172,178,065,136,021
10664:196,134,144,006,206,178,008
10670:065,032,050,036,096,169,110
10676:064,160,018,162,006,032,110
10682:089,033,032,220,040,169,001
10688:004,141,030,062,169,127,213
10694:141,029,062,032,020,062,032
10700:144,078,056,233,065,048,060
10706:073,240,006,201,002,176,140
10712:067,169,026,141,249,065,165
10718:032,020,062,144,057,056,081
10724:233,064,048,052,240,050,147
10730:201,027,176,046,024,109,049
10736:249,065,201,051,176,038,252
10742:141,249,065,032,020,062,047
10748:176,030,032,221,060,032,035
10754:056,061,201,000,208,020,036
10760:192,000,240,016,192,101,237
10766:176,012,192,083,144,011,120
10772:169,082,141,179,065,076,220
10778:034,042,076,152,033,140,247
10784:179,065,132,135,032,012,075
10790:037,173,249,065,205,250,249
10796:065,144,010,172,250,065,238
10802:136,140,178,065,076,060,193
10808:042,141,178,065,133,134,237
10814:032,182,035,076,152,033,060
10820:173,178,065,197,134,208,255
10826:023,173,179,065,197,135,078

10832:208,016,169,001,141,178,025
10838:065,133,134,141,179,065,035
10844:133,133,032,182,035,096,193
10850:173,178,065,133,134,173,186
10856:179,065,133,135,096,032,232
10862:020,062,141,013,066,032,188
10868:020,062,141,014,066,032,195
10874:020,062,141,015,066,032,202
10880:020,062,201,040,240,003,182
10886:076,242,057,174,207,042,164
10892:173,013,066,221,207,042,094
10898:240,006,202,208,245,076,099
10904:242,057,173,014,066,221,157
10910:216,042,240,002,208,240,082
10916:173,015,066,221,225,042,138
10922:208,232,134,151,224,008,103
10928:176,011,138,072,169,000,230
10934:072,076,181,056,104,133,036
10940:151,032,020,062,166,151,002
10946:202,138,010,170,189,236,115
10952:042,072,189,235,042,072,084
10958:096,009,065,069,073,076,082
10964:083,083,082,083,065,066,162
10970:088,078,079,071,081,078,181
10976:085,086,083,080,084,071,201
10982:078,082,068,077,069,119,211
10988:061,180,061,063,061,186,080
10994:061,126,061,195,061,085,063
11000:061,003,044,098,044,032,018
11006:190,043,142,016,066,140,083
11012:018,066,032,028,062,201,155
11018:058,208,063,032,020,062,197
11024:032,190,043,142,017,066,250
11030:140,019,066,032,028,062,113
11036:201,041,208,044,032,020,062
11042:062,174,016,066,202,236,022
11048:017,066,144,003,076,242,076
11054:057,172,018,066,136,204,187
11060:019,066,144,003,076,242,090
11066:057,232,200,165,134,141,219
11072:247,065,165,135,141,248,041
11078:065,134,134,132,135,096,254
11084:076,242,057,024,032,078,073
11090:055,144,088,160,000,177,194
11096:130,041,003,201,001,240,192
11102:078,200,177,130,141,250,046
11108:065,162,000,200,177,130,066
11114:157,128,004,232,200,204,007
11120:250,065,208,244,173,029,057
11126:062,072,173,030,062,072,077
11132:169,000,057,128,004,169,239
11138:004,160,128,032,000,037,235
11144:104,141,030,062,104,141,206
11150:029,062,165,134,205,017,242
11156:066,240,004,230,134,024,078
11162:096,173,016,066,133,134,004
11168:165,135,205,019,066,240,222
11174:004,230,135,024,096,056,199
11180:096,173,247,065,133,134,252
11186:173,248,065,133,135,024,188
11192:032,078,055,076,242,057,212
11198:162,000,032,028,062,201,163
11204:065,240,006,201,066,208,214
11210:226,162,026,142,249,065,048
11216:032,020,062,201,065,144,220
11222:214,201,091,176,210,056,138
11228:233,064,024,109,249,065,196
11234:201,051,176,199,141,249,219
11240:065,032,020,062,176,191,010
11246:032,221,060,032,056,061,188
11252:201,000,208,181,192,000,002
11258:240,177,192,101,176,173,029
11264:174,249,065,096,169,001,242
11270:141,052,066,169,000,141,063
11276:053,066,032,253,042,032,234
11282:079,043,176,062,165,217,248
11288:072,165,216,072,165,215,161
11294:072,165,214,072,165,213,163
11300:072,165,212,072,238,052,079
11306:066,208,003,238,053,066,164
11312:032,079,043,008,104,141,199
11318:249,065,104,133,224,104,165
11324:133,225,104,133,226,104,217
11330:133,227,104,133,228,104,227
11336:133,229,032,151,061,173,083
11342:249,065,072,040,144,194,074
11348:173,247,065,133,134,173,241
11354:248,065,133,135,024,032,215
11360:078,055,096,032,004,044,149
11366:032,253,061,173,053,066,228
11372:172,052,066,032,182,060,160
11378:032,172,061,096,169,011,143
11384:141,022,066,032,063,035,223
11390:169,125,032,229,058,169,140
11396:008,141,020,066,169,000,024
11402:141,021,066,170,160,091,019
11408:169,065,032,089,033,032,052
11414:220,040,173,128,004,208,155
11420:003,076,154,045,141,051,114
11426:066,162,128,160,004,032,202

11432:126,058,169,065,160,079,057
11438:162,000,032,089,033,169,147
11444:004,174,020,066,172,021,125
11450:066,032,134,058,169,004,137
11456:032,218,058,032,144,058,222
11462:162,004,032,199,058,165,050
11468:134,141,017,066,141,238,173
11474:065,165,135,141,019,066,033
11480:141,239,065,169,001,133,196
11486:134,133,135,169,155,032,212
11492:229,058,166,134,189,180,160
11498:065,141,246,065,170,169,066
11504:000,157,000,006,202,169,006
11510:032,157,000,006,202,016,147
11516:250,056,032,078,055,144,099
11522:091,173,232,065,201,001,253
11528:208,035,173,246,065,056,023
11534:237,234,065,170,232,048,232
11540:020,232,173,235,065,041,018
11546:012,201,008,240,010,176,161
11552:039,138,074,240,004,170,185
11558:076,072,045,162,000,240,121
11564:027,032,186,039,174,234,224
11570:065,202,202,202,236,246,179
11576:065,144,207,174,246,065,189
11582:169,042,157,255,005,202,124
11588:208,250,240,022,160,002,182
11594:177,130,032,204,034,157,040
11600:000,006,232,200,236,246,232
11606:065,240,005,204,234,065,131
11612:208,236,162,000,173,255,102
11618:002,208,251,165,017,240,213
11624:049,189,000,066,240,006,082
11630:032,229,058,232,208,245,090
11636:165,134,205,017,066,240,175
11642:005,230,134,076,230,044,073
11648:165,135,205,019,066,240,190
11654:019,230,135,169,001,133,053
11660:134,169,155,032,229,058,149
11666:173,029,066,048,003,076,029
11672:230,044,169,155,032,229,243
11678:058,169,004,032,218,058,185
11684:032,203,058,173,238,065,165
11690:133,134,173,239,065,133,023
11696:135,173,051,066,201,069,103
11702:208,014,169,158,133,203,043
11708:169,065,133,204,032,110,133
11714:033,032,028,033,032,181,021
11720:035,032,026,035,032,003,107
11726:038,032,152,033,076,182,207
11732:035,169,000,141,254,065,108
11738:141,253,065,032,109,058,108
11744:240,003,238,253,065,165,164
11750:134,141,255,065,165,135,101
11756:141,000,066,076,015,046,068
11762:076,152,033,169,001,141,046
11768:253,065,141,254,065,032,034
11774:109,058,208,003,206,253,067
11780:065,165,134,141,255,065,061
11786:165,135,141,000,066,032,037
11792:076,046,173,238,065,141,243
11798:003,066,173,239,065,141,197
11804:004,066,032,088,046,174,182
11810:255,065,202,236,003,066,093
11816:176,021,174,000,066,202,167
11822:236,004,066,176,012,169,197
11828:064,160,203,162,004,032,165
11834:089,033,032,109,048,173,030
11840:001,066,133,134,173,002,061
11846:066,133,135,076,152,033,153
11852:169,065,160,042,162,004,166
11858:032,089,033,076,197,046,199
11864:169,065,160,002,162,004,138
11870:032,089,033,032,003,038,065
11876:032,028,033,174,158,046,059
11882:221,158,046,240,006,202,211
11888:208,240,076,097,046,202,221
11894:138,010,170,169,046,072,211
11900:169,076,072,189,167,046,095
11906:072,189,166,046,072,096,003
11912:104,104,165,134,141,001,017
11918:066,165,135,141,002,066,205
11924:096,162,253,154,032,152,229
11930:033,076,113,032,007,008,169
11936:028,029,030,031,155,027,204
11942:067,042,090,041,065,041,000
11948:155,041,113,041,135,046,191
11954:148,046,173,007,066,201,051
11960:051,176,091,173,008,066,237
11966:201,101,176,084,173,005,162
11972:066,133,134,173,066,066,006
11978:133,135,056,032,078,055,179
11984:144,069,160,002,173,232,220
11990:065,201,002,208,009,172,103
11996:234,065,177,130,141,234,177
12002:065,200,162,000,177,130,192
12008:157,000,006,232,200,204,007
12014:234,065,208,244,169,000,134
12020:157,000,006,142,234,065,080

12026:032,057,047,173,254,065,110
12032:208,003,032,039,047,173,246
12038:007,066,133,134,173,008,015
12044:066,133,135,024,032,078,224
12050:055,032,174,055,096,173,091
12056:007,066,133,134,173,008,033
12062:066,133,135,024,032,078,242
12068:055,144,239,032,180,053,227
12074:024,032,078,055,169,000,144
12080:168,145,132,200,145,132,202
12086:076,022,047,173,253,065,178
12092:240,001,096,173,232,065,099
12098:201,002,240,001,096,173,011
12104:007,066,056,237,005,066,253
12110:141,011,066,173,008,066,031
12116:056,237,006,066,141,012,090
12122:066,162,000,134,152,189,025
12128:000,066,032,034,034,157,017
12134:104,188,232,236,234,065,137
12140:208,241,169,000,157,104,219
12146:188,169,104,141,029,062,039
12152:169,188,141,030,062,169,111
12158:000,133,203,169,066,133,002
12164:204,032,028,062,032,098,076
12170:048,032,020,062,201,000,245
12176:208,003,076,067,048,201,235
12182:064,208,003,076,046,048,083
12188:144,234,201,067,176,238,184
12194:162,000,201,066,208,002,033
12200:162,026,134,151,032,020,181
12206:062,201,065,144,099,201,178
12212:091,176,095,056,233,064,127
12218:024,101,151,201,051,176,122
12224:085,024,109,011,066,162,137
12230:065,201,027,144,005,162,034
12236:066,056,233,026,024,185,202
12242:064,133,151,138,032,098,058
12248:048,165,151,032,098,048,246
12254:032,020,062,176,051,032,083
12260:221,060,032,056,061,201,091
12266:000,208,041,172,000,240,147
12272:037,192,101,176,033,152,163
12278:024,109,012,066,168,169,026
12284:000,032,182,060,032,190,236
12290:060,162,000,189,031,066,254
12296:240,006,032,098,048,232,152
12302:208,245,032,028,062,076,153
12308:142,047,162,000,189,164,152
12314:188,240,009,032,176,034,193
12320:157,000,006,232,208,242,109
12326:169,000,157,000,006,076,190
12332:092,048,032,098,048,032,138
12338:020,062,032,098,048,032,086
12344:020,062,032,098,048,032,092
12350:020,062,076,136,047,164,055
12356:152,140,234,065,169,000,060
12362:145,203,162,000,189,000,005
12368:006,240,009,032,176,034,065
12374:157,000,006,232,208,242,163
12380:169,128,141,224,188,096,014
12386:164,152,192,120,240,004,202
12392:145,203,230,152,096,173,079
12398:003,066,056,237,255,065,024
12404:024,109,238,065,141,009,190
12410:066,173,004,066,056,237,212
12416:000,066,024,099,239,065,119
12422:141,010,066,173,000,066,076
12428:205,239,065,176,003,076,138
12434:048,049,173,255,065,205,173
12440:238,065,144,074,173,255,077
12446:065,141,005,066,173,000,096
12452:066,141,006,066,173,238,086
12458:065,141,007,066,173,239,093
12464:065,141,008,066,032,180,156
12470:046,173,005,066,205,003,168
12476:066,240,008,238,005,066,043
12482:238,007,066,208,237,173,099
12488:006,066,205,044,066,240,019
12494:020,238,006,066,238,008,014
12500:066,173,255,065,141,005,149
12506:066,173,238,065,141,007,140
12512:066,208,209,076,201,049,009
12518:173,003,066,141,005,066,172
12524:173,009,066,141,007,066,186
12530:173,000,066,141,006,066,182
12536:173,239,065,141,008,066,172
12542:032,180,046,173,005,066,244
12548:205,255,065,240,008,206,215
12554:005,066,206,007,066,208,056
12560:237,173,066,066,205,004,195
12566:066,240,202,238,006,066,072
12572:238,008,066,237,003,066,070
12578:141,005,066,173,009,066,238
12584:141,007,066,208,209,076,235
12590:201,049,173,255,065,205,226
12596:238,065,144,074,173,255,233
12602:065,141,005,066,173,004,000
12608:066,141,006,066,173,238,242
12614:065,141,007,066,173,010,020
12620:066,141,008,066,032,180,057

12626:046,173,005,066,205,003,068
 12632:066,240,008,238,005,066,199
 12638:238,007,066,208,237,173,255
 12644:006,066,205,000,066,240,171
 12650:020,206,006,066,206,008,106
 12656:066,173,255,065,141,005,049
 12662:066,173,238,065,141,007,040
 12668:066,208,009,076,201,049,165
 12674:173,003,066,141,005,066,072
 12680:173,009,066,141,007,066,086
 12686:173,004,066,141,006,066,086
 12692:173,010,066,141,008,066,100
 12698:032,180,066,173,005,066,144
 12704:205,255,065,240,008,206,115
 12710:005,066,206,007,066,208,212
 12716:237,173,006,066,205,000,091
 12722:066,240,020,206,006,066,014
 12728:206,008,066,173,003,066,194
 12734:141,005,066,173,009,066,138
 12740:141,007,066,208,209,076,135
 12746:150,051,032,229,058,044,254
 12752:029,066,016,005,104,104,020
 12758:076,137,050,096,169,064,038
 12764:160,043,162,000,032,089,194
 12770:033,032,220,040,208,008,255
 12776:169,000,141,022,066,076,194
 12782:152,033,032,063,035,173,214
 12788:244,065,162,128,160,004,239
 12794:032,126,058,169,001,162,030
 12800:008,160,000,032,134,058,136
 12806:032,144,058,048,126,162,064
 12812:001,032,199,058,169,254,213
 12818:032,204,049,169,254,032,246
 12824:204,049,165,136,032,204,046
 12830:049,165,137,032,204,049,154
 12836:160,050,185,180,065,032,196
 12842:204,049,136,208,247,173,035
 12848:173,065,133,132,173,174,130
 12854:065,133,133,160,001,177,211
 12860:132,240,022,165,132,032,015
 12866:204,049,165,133,032,204,085
 12872:049,136,177,132,032,204,034
 12878:049,200,177,132,032,204,104
 12884:049,165,132,024,105,002,049
 12890:133,132,165,133,105,000,246
 12896:133,133,165,133,177,159,248
 12902:208,209,169,255,032,204,155
 12908:049,165,158,133,132,165,142
 12914:159,133,133,160,000,177,108
 12920:132,032,204,049,200,208,177
 12926:248,230,133,165,133,197,208
 12932:137,144,240,240,238,173,024
 12938:029,066,072,169,001,032,251
 12944:218,058,032,203,058,032,233
 12950:026,035,104,141,029,066,039
 12956:032,072,059,032,023,038,136
 12962:032,182,035,096,032,017,044
 12968:059,044,029,066,016,005,131
 12974:104,104,076,075,051,096,168
 12980:169,064,160,067,162,000,034
 12986:032,089,033,032,220,040,120
 12992:208,008,169,000,141,022,228
 12998:066,076,152,033,032,063,108
 13004:035,173,244,065,162,128,243
 13010:160,004,032,126,058,169,247
 13016:001,162,004,160,000,032,063
 13022:134,058,032,144,058,048,184
 13028:102,162,001,032,195,058,010
 13034:032,166,050,201,254,208,121
 13040:126,032,166,050,201,254,045
 13046:208,119,032,141,035,032,045
 13052:166,050,133,136,032,166,167
 13058:050,133,137,160,050,032,052
 13064:166,050,153,180,065,136,246
 13070:208,247,032,166,050,201,150
 13076:255,240,024,133,132,032,068
 13082:166,050,133,133,032,166,194
 13088:050,160,000,145,132,032,039
 13094:166,050,160,001,145,132,180
 13100:076,016,051,165,158,133,131
 13106:132,165,159,133,133,160,164
 13112:000,032,166,050,145,132,069
 13118:200,208,248,230,133,165,222
 13124:133,197,137,144,240,240,135
 13130:238,173,029,066,072,169,053
 13136:001,032,218,058,032,203,112
 13142:058,044,029,066,016,003,046
 13148:032,108,035,032,026,035,104
 13154:104,141,029,066,032,072,030
 13160:059,032,003,038,076,182,238
 13166:035,169,001,032,218,058,111
 13172:032,033,058,032,026,035,246
 13178:169,065,160,136,162,002,048
 13184:032,089,033,032,162,035,019
 13190:032,003,038,096,173,029,249
 13196:066,201,128,096,173,143,179
 13202:062,208,001,096,169,065,235
 13208:160,119,162,000,032,089,202
 13214:033,165,134,141,238,065,166
 13220:165,135,141,239,065,169,054

13226:001,133,134,133,135,173,111
 13232:173,065,133,132,173,174,002
 13238:065,133,133,160,001,177,083
 13244:132,240,053,133,131,136,245
 13250:177,132,133,130,177,130,049
 13256:041,003,201,002,208,038,181
 13262:056,032,078,055,162,000,077
 13268:172,234,065,177,130,141,107
 13274:234,065,200,177,130,157,157
 13280:000,006,232,200,204,234,076
 13286:065,208,244,169,000,157,049
 13292:000,006,142,234,065,032,203
 13298:174,055,165,132,024,105,129
 13304:002,133,132,144,002,230,123
 13310:133,230,135,165,135,201,229
 13316:101,208,178,169,001,133,026
 13322:135,230,134,165,134,201,241
 13328:051,208,166,173,238,065,149
 13334:133,134,173,239,065,133,131
 13340:135,056,032,078,055,076,204
 13346:152,033,032,180,053,024,252
 13352:032,078,055,169,000,168,030
 13358:145,132,200,145,132,032,064
 13364:144,051,096,169,064,160,224
 13370:024,162,008,032,089,033,150
 13376:032,109,058,240,008,173,172
 13382:143,062,073,255,141,143,119
 13388:062,173,143,062,240,060,250
 13394:169,078,032,229,058,096,232
 13400:169,070,032,229,058,032,166
 13406:229,058,096,238,054,062,063
 13412:032,205,033,206,054,062,180
 13418:173,000,006,240,078,201,036
 13424:029,240,039,174,198,032,056
 13430:221,198,032,240,008,202,251
 13436:208,248,169,001,076,156,214
 13442:052,173,234,065,201,037,124
 13448:176,051,160,000,169,006,186
 13454:032,000,037,032,028,062,077
 13460:208,232,169,000,240,002,231
 13466:169,002,141,232,065,024,019
 13472:032,078,055,176,009,173,171
 13478:144,062,141,235,065,076,121
 13484:183,052,160,000,177,130,106
 13490:041,252,141,235,065,032,176
 13496:174,055,032,144,051,096,224
 13502:174,244,065,202,202,202,255
 13508:202,189,128,064,201,037,189
 13514:208,118,232,189,128,064,057
 13520:141,249,065,232,189,128,188
 13526:004,056,233,016,133,152,040
 13532:232,189,128,064,056,233,038
 13538:016,166,152,240,006,024,062
 13544:105,010,202,208,250,133,116
 13550:151,201,098,176,079,173,092
 13556:249,065,201,013,240,073,061
 13562:162,000,160,000,189,128,121
 13568:004,201,037,240,008,232,210
 13574:201,014,240,244,200,208,089
 13580:241,136,140,249,065,165,240
 13586:151,056,237,249,065,133,141
 13592:151,162,001,160,001,189,176
 13598:128,004,232,201,014,240,081
 13604:248,201,037,240,006,153,153
 13610:128,004,200,208,238,169,221
 13616:016,166,151,133,128,004,154
 13622:200,202,208,249,169,000,058
 13628:153,128,004,140,244,065,026
 13634:096,198,151,162,000,160,065
 13640:000,189,128,004,232,201,058
 13646:014,240,248,201,037,240,034
 13652:006,153,104,188,200,208,175
 13658:238,169,000,153,104,188,174
 13664:169,014,141,128,004,166,206
 13670:151,169,016,157,128,004,215
 13676:202,208,250,162,000,164,070
 13682:151,200,189,104,189,153,075
 13688:128,004,240,004,232,200,160
 13694:208,244,140,244,065,096,099
 13700:032,140,033,169,000,133,127
 13706:085,133,084,173,175,065,085
 13712:056,229,136,168,173,176,058
 13718:065,229,137,032,162,053,060
 13724:169,000,141,022,066,096,138
 13730:032,182,060,032,190,060,206
 13736:169,066,133,204,169,031,172
 13742:133,203,032,110,033,096,013
 13748:160,001,177,132,240,231,097
 13754:169,000,145,132,136,145,141
 13760:132,177,130,041,003,205,201
 13766:002,208,009,200,177,130,156
 13772:168,177,130,076,213,053,253
 13778:200,177,130,133,203,024,053
 13784:101,130,141,247,053,165,029
 13790:130,141,250,053,165,131,068
 13796:141,251,053,105,000,141,151
 13802:248,053,165,137,056,237,106
 13808:248,053,170,232,160,000,079
 13814:185,255,255,153,255,255,068
 13820:200,208,247,238,248,053,166

13826:238,251,053,202,208,238,168
 13832:165,136,056,229,203,133,162
 13838:136,165,137,233,000,133,050
 13844:137,173,173,065,133,156,089
 13850:173,174,065,133,157,160,120
 13856:001,177,156,240,032,056,182
 13862:136,177,156,229,130,133,231
 13868:151,200,177,156,229,131,064
 13874:005,151,144,015,136,177,166
 13880:156,056,229,203,145,156,233
 13886:200,177,156,233,000,145,205
 13892:156,200,240,003,200,208,051
 13898:214,230,157,200,165,157,173
 13904:197,159,208,205,096,169,090
 13910:062,160,247,162,002,032,239
 13916:089,033,032,028,033,041,092
 13922:095,201,089,208,003,108,034
 13928:010,000,076,152,033,173,036
 13934:247,065,133,134,173,248,086
 13940:065,133,135,024,032,078,071
 13946:055,173,249,065,141,232,013
 13952:065,173,251,065,141,235,034
 13958:065,173,250,065,141,234,038
 13964:065,076,242,057,072,165,049
 13970:134,141,247,065,165,135,009
 13976:141,248,065,173,232,065,052
 13982:141,249,065,173,235,065,062
 13988:141,251,065,173,234,065,069
 13994:141,250,065,104,233,065,004
 14000:048,187,240,006,201,002,092
 14006:176,181,169,026,133,134,233
 14012:032,020,062,233,064,048,135
 14018:170,240,168,201,027,176,152
 14024:164,024,101,134,201,051,107
 14030:176,157,133,134,032,020,090
 14036:062,176,150,032,221,060,145
 14042:032,056,061,201,000,208,008
 14048:140,192,000,240,136,192,100
 14054:101,176,132,132,135,056,194
 14060:032,078,055,144,007,173,213
 14066:232,065,201,001,208,003,184
 14072:076,109,054,160,002,162,043
 14078:000,177,130,201,010,204,244
 14084:243,177,130,157,128,040,075
 14090:200,232,204,234,065,208,129
 14096:244,169,000,157,128,004,206
 14102:173,029,062,072,173,030,049
 14108:062,072,160,128,169,004,111
 14114:032,000,037,104,141,030,122
 14120:062,104,141,029,062,173,099
 14126:247,065,133,134,173,248,022
 14132:065,133,135,024,032,078,007
 14138:055,173,249,065,141,232,205
 14144:065,173,251,065,141,235,226
 14150:065,173,250,065,141,234,230
 14156:065,096,008,166,134,202,235
 14162:134,132,169,100,133,133,115
 14168:024,169,000,162,008,106,045
 14174:102,132,144,003,024,141,088
 14180:133,202,016,245,133,133,194
 14186:166,135,202,138,024,101,104
 14192:132,133,132,165,133,105,144
 14198:000,133,133,006,132,038,008
 14204:133,165,133,109,174,065,135
 14210:133,133,160,001,177,132,098
 14216:208,003,060,024,096,170,165
 14222:136,177,132,133,130,134,216
 14228:131,040,144,020,177,130,022
 14234:041,003,141,232,065,177,045
 14240:130,041,252,141,235,065,000
 14246:200,177,130,141,234,065,009
 14252:056,096,032,180,053,173,250
 14258:232,065,201,002,240,050,200
 14264:238,234,065,238,234,065,234
 14270:160,000,165,136,145,132,160
 14276:200,165,137,145,132,136,087
 14282:173,232,065,013,235,065,217
 14288:145,136,200,173,234,065,137
 14294:145,136,200,162,000,189,022
 14300:000,006,145,136,200,232,171
 14306:204,234,065,208,244,076,233
 14312:061,056,032,128,056,238,035
 14318:244,065,238,244,065,056,126
 14324:173,244,065,109,234,065,110
 14330:141,234,065,172,244,065,147
 14336:173,234,065,145,136,162,147
 14342:000,200,189,000,006,145,034
 14348:136,200,232,204,234,065,059
 14354:208,244,160,000,165,136,163
 14360:145,132,200,165,137,145,180
 14366:132,136,173,232,065,013,013
 14372:235,065,145,136,200,173,222
 14378:244,065,145,136,200,162,226
 14384:002,189,126,004,145,136,138
 14390:200,232,236,244,065,208,215
 14396:244,165,136,024,109,234,204
 14402:065,144,006,165,137,201,016
 14408:186,240,015,165,136,024,070
 14414:109,234,065,133,136,165,152
 14420:137,105,000,133,137,096,180

14426:169,255,141,252,002,169,054
 14432:000,168,145,132,200,145,118
 14438:132,169,064,160,228,162,249
 14444:000,032,089,033,165,134,049
 14450:141,178,065,165,135,141,171
 14456:179,065,162,253,154,076,241
 14462:113,032,186,142,252,065,148
 14468:162,000,160,000,189,000,131
 14474:006,032,204,034,201,040,143
 14480:208,001,200,201,041,208,235
 14486:001,136,157,000,066,232,170
 14492:236,234,065,208,231,192,042
 14498:000,240,003,076,242,057,012
 14504:169,000,072,169,000,141,207
 14510:029,062,169,006,141,030,099
 14516:062,032,020,062,144,082,070
 14522:201,045,240,078,201,043,226
 14528:240,074,201,046,240,070,039
 14534:201,080,240,037,201,040,229
 14540:240,021,201,065,240,011,214
 14546:201,066,240,007,201,064,221
 14552:240,015,076,242,057,032,110
 14558:144,054,076,015,057,169,225
 14564:001,072,076,181,056,032,134
 14570:109,042,076,015,057,032,053
 14576:020,062,201,073,240,003,071
 14582:076,242,057,169,006,160,188
 14588:057,032,177,060,032,020,118
 14594:062,076,015,057,064,003,023
 14600:020,021,146,101,032,221,037
 14606:060,032,028,062,240,119,043
 14612:162,002,201,043,240,055,211
 14618:232,201,045,240,050,232,002
 14624:201,042,240,045,232,201,225
 14630:047,240,040,232,201,094,124
 14636:240,035,201,041,240,003,036
 14642:076,242,057,104,240,022,023
 14648:201,001,240,007,072,032,097
 14654:194,057,076,053,057,238,225
 14660:029,062,208,003,238,030,126
 14666:062,076,015,057,076,186,034
 14672:042,134,207,104,072,168,039
 14678:185,119,062,221,119,062,086
 14684:144,016,032,194,057,166,189
 14690:207,104,072,168,185,119,185
 14696:062,221,119,062,176,240,216
 14702:165,217,072,165,216,072,249
 14708:165,215,072,165,214,072,251
 14714:165,213,072,165,212,072,253
 14720:165,207,072,165,212,056,117
 14726:240,106,076,172,061,104,125
 14732:072,240,066,032,194,057,229
 14738:076,139,057,104,032,190,232
 14744:060,160,000,185,031,066,142
 14750:240,009,032,176,034,153,034
 14756:128,004,200,208,242,153,075
 14762:128,004,140,244,065,162,145
 14768:000,189,000,066,240,009,108
 14774:032,176,034,157,000,066,075
 14780:232,208,242,076,190,052,164
 14786:104,133,203,104,133,204,051
 14792:104,133,145,104,133,224,019
 14798:104,133,225,104,133,226,107
 14804:104,133,227,104,133,228,117
 14810:104,133,229,165,145,010,236
 14816:168,165,204,072,165,203,177
 14822:072,185,127,062,072,185,165
 14828:126,062,072,165,212,076,201
 14834:174,252,065,154,169,007,039
 14840:141,244,065,160,000,185,019
 14846:004,064,153,128,004,200,039
 14852:192,007,208,245,169,000,057
 14858:153,128,004,076,175,057,091
 14864:169,125,032,229,058,032,149
 14870:063,035,169,005,162,104,048
 14876:160,058,032,126,058,169,119
 14882:007,162,006,160,000,032,145
 14888:134,058,032,218,058,032,060
 14894:144,058,048,019,162,007,228
 14900:032,195,058,032,167,059,189
 14906:044,029,066,048,006,032,027
 14912:229,058,076,055,058,032,060
 14918:203,058,169,007,032,218,245
 14924:058,169,158,133,203,169,198
 14930:065,133,204,032,110,033,147
 14936:032,028,033,032,026,035,018
 14942:032,003,038,032,152,033,128
 14948:032,182,035,096,068,058,059
 14954:042,046,042,169,008,141,042
 14960:031,208,173,031,208,201,196
 14966:003,096,010,010,010,010,001
 14972:170,096,141,023,066,134,242
 14978:149,132,150,096,141,024,054
 14984:066,142,026,066,140,025,089
 14990:066,096,173,024,066,032,087
 14996:120,058,165,149,157,068,097
 15002:003,165,150,157,069,003,189
 15008:173,023,066,157,072,003,142
 15014:169,000,157,073,003,173,229
 15020:026,066,157,074,003,173,159
 15026:025,066,157,075,003,169,161
 15032:003,157,066,003,032,086,019
 15038:228,140,029,066,096,142,123
 15044:027,066,096,142,028,066,109
 15050:096,162,000,142,027,066,183
 15056:142,028,066,142,024,066,164
 15062:142,029,066,096,032,120,187
 15068:058,169,012,157,066,003,173
 15074:076,188,058,141,120,059,100
 15080:140,121,059,142,122,059,107
 15086:173,028,066,032,120,058,203
 15092:169,000,157,072,003,157,034
 15098:073,003,169,011,157,066,217
 15104:003,173,120,059,032,188,063
 15110:058,172,121,059,174,122,200
 15116:059,173,120,059,096,140,147
 15122:121,059,142,122,059,173,182
 15128:027,066,032,120,058,169,240
 15134:000,157,072,003,157,073,236
 15140:003,169,007,157,066,003,185
 15146:032,188,058,172,121,059,160
 15152:174,122,059,009,000,096,252
 15158:162,007,142,123,059,138,173
 15164:032,218,058,174,123,059,212
 15170:202,208,243,076,203,058,032
 15176:173,029,066,133,151,048,160
 15182:010,169,064,160,091,162,222
 15188:005,032,089,033,096,201,028
 15194:128,208,010,169,064,160,061
 15200:119,162,007,032,089,033,026
 15206:096,169,064,160,107,162,092
 15212:002,032,089,033,164,151,067
 15218:169,000,032,162,053,096,114
 15224:058,032,002,000,043,173,172
 15230:252,002,201,255,208,003,023
 15236:169,000,096,173,252,002,056
 15242:201,255,240,249,141,124,068
 15248:059,169,255,141,252,002,254
 15254:133,017,032,218,059,173,014
 15260:124,059,201,192,176,016,156
 15266:041,063,201,060,208,024,247
 15272:173,124,059,041,064,240,101
 15278:006,141,190,002,169,000,170
 15284:096,173,190,002,073,064,010
 15290:141,190,002,169,000,096,016
 15296:174,124,059,189,241,059,014
 15302:044,190,002,080,010,201,213
 15308:097,144,006,201,123,176,183
 15314:002,041,223,201,128,240,021
 15320:217,096,072,169,100,141,243
 15326:000,210,162,175,142,001,144
 15332:210,160,128,136,208,253,043
 15338:202,224,159,208,243,104,094
 15344:096,108,106,059,128,128,097
 15350:107,043,042,111,128,112,021
 15356:117,155,105,045,061,118,085
 15362:128,099,128,128,098,120,191
 15368:122,052,128,051,054,027,186
 15374:053,050,049,044,032,046,032
 15380:110,128,109,047,128,114,144
 15386:128,101,121,127,116,119,226
 15392:113,057,128,048,055,126,047
 15398:056,060,062,102,104,100,101
 15404:128,130,103,115,097,076,181
 15410:074,058,128,128,075,092,093
 15416:094,079,128,080,085,155,165
 15422:073,095,124,086,128,067,123
 15428:128,128,066,088,090,036,092
 15434:128,035,038,027,037,034,117
 15440:033,091,032,093,078,128,023
 15446:077,063,128,082,128,069,121
 15452:089,159,084,087,081,040,120
 15458:128,041,039,156,064,125,139
 15464:157,070,072,068,128,131,218
 15470:071,083,065,012,010,123,218
 15476:128,128,011,030,031,015,203
 15482:128,016,021,155,009,028,223
 15488:029,022,128,003,128,128,054
 15494:002,024,026,128,128,133,063
 15500:128,027,128,253,128,000,036
 15506:032,096,014,128,013,128,045
 15512:128,018,128,005,025,158,102
 15518:020,023,017,128,128,128,090
 15524:128,254,128,125,255,006,036
 15530:008,004,128,125,007,019,212
 15536:001,170,032,137,221,096,065
 15542:132,212,133,213,032,170,050
 15548:217,096,032,230,216,160,115
 15554:000,177,243,048,006,153,053
 15560:031,066,200,208,246,041,224
 15566:127,153,031,066,169,000,240
 15572:200,153,031,066,169,031,094
 15578:160,066,096,173,029,062,036
 15584:133,243,173,030,062,133,230
 15590:244,169,000,133,242,032,026
 15596:006,061,032,000,216,032,071
 15602:036,061,024,173,029,062,115
 15608:101,242,141,029,062,173,228
 15614:030,062,105,000,141,030,110
 15620:062,096,160,000,140,030,236
 15626:066,177,243,201,032,144,105
 15632:001,096,169,255,141,030,196
 15638:066,177,243,240,000,032,020
 15644:204,034,145,243,200,208,038
 15650:244,096,173,030,066,016,147
 15656:250,160,000,177,243,240,086
 15662:244,032,176,034,145,243,152
 15668:200,208,244,096,032,210,018
 15674:217,164,212,165,213,096,101
 15680:165,212,041,127,056,233,130
 15686:062,170,016,002,162,000,226
 15692:169,000,149,212,232,224,038
 15698:006,208,249,096,165,212,250
 15704:141,019,062,041,127,133,099
 15710:212,162,210,160,061,032,163
 15716:152,221,032,151,061,032,237
 15722:064,061,173,019,062,016,245
 15728:006,165,212,009,128,133,253
 15734:212,096,165,212,041,127,203
 15740:133,212,096,160,000,165,122
 15746:212,072,240,002,160,001,049
 15752:169,000,032,182,060,104,171
 15758:160,066,165,212,073,128,230
 15764:133,212,096,032,102,218,173
 15770:176,037,096,032,253,061,041
 15776:032,096,218,176,028,096,038
 15782:032,219,218,176,022,096,161
 15788:032,253,061,032,040,219,041
 15794:176,013,096,032,192,221,140
 15800:176,007,096,032,205,222,154
 15806:176,001,096,076,242,057,070
 15812:032,182,221,169,210,160,146
 15818:061,032,177,060,032,216,012
 15824:061,096,063,000,000,000,252
 15830:000,000,162,013,160,062,099
 15836:032,167,221,032,243,061,208
 15842:032,187,061,162,013,160,073
 15848:062,032,152,221,032,219,182
 15854:218,032,181,061,096,162,220
 15860:005,181,224,149,212,202,193
 15866:016,249,096,162,005,181,191
 15872:224,072,181,212,149,224,038
 15878:104,149,212,202,016,243,164
 15884:096,000,000,000,000,000,108
 15890:000,000,238,029,062,208,040
 15896:003,238,030,062,173,128,146
 15902:004,201,058,240,011,176,208
 15908:008,201,032,056,233,048,102
 15914:056,233,208,096,169,058,094
 15920:096,000,002,040,002,000,188
 15926:000,000,014,050,150,006,098
 15932:194,114,066,068,050,056,076
 15938:004,008,198,118,010,188,080
 15944:188,188,188,188,189,189,178
 15950:189,189,189,189,189,191,201
 15956:190,190,190,190,191,191,201
 15962:191,191,191,191,191,191,064,085
 15968:104,144,184,224,008,048,040
 15974:088,128,168,208,048,032,206
 15980:072,112,152,192,232,016,116
 15986:056,096,136,176,216,000,026
 15992:001,002,002,003,003,004,135
 15998:148,057,148,057,150,061,235
 16004:156,061,165,061,171,061,039
 16010:215,061,046,052,038,000,038
 16016:044,000,000,000,033,033,031
 16022:034,033,035,033,036,033,098
 16028:037,033,038,033,039,033,113
 16034:040,033,041,033,042,033,128
 16040:043,033,044,033,045,033,143
 16046:046,033,047,033,048,033,158
 16052:049,033,050,033,051,033,173
 16058:052,033,053,033,054,033,188
 16064:055,033,056,033,057,033,203
 16070:058,034,033,034,034,034,169
 16076:035,034,036,034,037,034,158
 16082:038,034,039,034,040,034,173
 16088:041,034,042,034,043,034,188
 16094:044,034,045,034,046,034,203
 16100:047,034,048,034,049,034,218
 16106:050,034,051,034,052,034,233
 16112:053,034,054,034,055,034,248
 16118:056,069,088,073,084,032,136
 16124:116,111,032,068,079,083,229
 16130:058,032,065,114,101,032,148
 16136:121,111,117,032,115,117,109
 16142:114,101,063,032,040,089,197
 16148:047,078,041,058,000,083,071
 16154:112,101,101,100,067,097,092
 16160:108,099,000,125,083,112,047
 16166:101,101,100,067,097,108,100
 16172:099,032,066,121,032,075,213
 16178:046,032,077,097,114,116,020
 16184:105,110,032,038,032,067,184
 16190:046,032,066,114,097,110,015
 16196:110,111,110,000,083,089,059
 16202:083,084,069,077,032,210,117
 16208:197,211,197,212,032,084,245
 16214:114,097,112,112,101,100,210
 16220:046,000,125,089,111,117,068

IBM Fractal Graphics

Paul W. Carlson

One of the hottest topics in mathematics these days is fractals—fractional dimensions. Fractals are being used for everything from simulating random plant growth to generating realistic planetary landscapes for science-fiction films and arcade games. This article, adapted from "Apple Fractals" in the September 1985 issue of *COMPUTE!*, introduces the fascinating world of fractals with three programs that work on any IBM PCjr or PC with color/graphics adapter.

number of connected line segments. The curves that the programs plot are the result of starting with the generator and then repeatedly replacing each line segment with the whole generator according to a defined rule. Theoretically, these replacement cycles would continue indefinitely. In practice, the screen resolution limits the number of cycles.

The programs illustrate two types of fractal curves. The curves generated by Program 1 and Program 2 are *self-contacting*, while the curve generated by Program 3 is *self-avoiding*. A self-contacting curve touches itself but does not cross itself. A self-avoiding curve never actually touches itself although it may appear to because of the limited screen resolution.

The term *fractal* was coined by Benoit Mandelbrot, a pioneer in their study, to denote curves or surfaces having *fractional dimension*. The concept of fractional dimension can be illustrated as follows: A straight curve (a line) is one-dimensional, having only length. However, if the curve is infinitely long and curves about in such a manner as to completely fill an area of the plane containing it, the curve could be considered two-dimensional. A curve partially filling an area would have a fractional dimension between one and two.

Many types of fractals are *self-similar*, which means that all portions of the fractal resemble each other. Self-similarity occurs whenever the whole is an expansion of some basic building block. In the language of fractals, this basic building block is called the *generator*. The generator in the accompanying programs consists of a



The Dragon Sweep

Program 1 plots what Mandelbrot refers to as a "dragon sweep." It demonstrates in a step-by-step fashion how a fractal curve is filled.

16226:032,109,117,115,116,032,107
16232:104,097,118,101,032,052,096
16238:056,075,032,116,111,032,020
16244:114,117,110,032,083,112,172
16250:101,101,100,067,097,108,184
16256:099,046,155,155,082,101,254
16262:109,111,118,101,032,097,190
16268:110,121,032,099,097,114,201
16274:116,114,105,100,103,101,017
16280:115,044,032,111,114,032,088
16286:111,110,032,088,076,047,110
16292:088,069,155,104,111,108,031
16298:100,032,100,111,119,110,230
16304:032,207,208,212,201,207,219
16310:206,032,097,115,032,121,017
16316:111,117,032,114,101,045,196
16322:098,111,111,116,046,155,063
16328:155,080,114,101,115,115,112
16334:032,210,197,212,213,210,000
16340:206,032,116,111,032,114,055
16346:101,045,098,111,111,116,032
16352:058,000,067,076,069,065,047
16358:082,032,083,072,069,069,125
16364:084,058,032,065,114,101,178
16370:032,121,111,117,032,115,002
16376:117,114,101,063,032,040,203
16382:089,047,078,041,058,000,055
16388:010,101,114,114,111,114,056
16394:010,087,105,100,116,104,020
16400:058,000,071,111,116,111,227
16406:058,000,082,101,099,097,203
16412:108,099,117,108,097,116,161
16418:105,111,110,032,105,115,100
16424:032,079,000,083,097,118,193
16430:101,032,040,068,101,118,250
16436:105,099,101,058,070,105,078
16442:108,101,110,097,109,101,172
16448:041,062,000,076,111,097,195
16454:100,032,040,068,101,118,017
16460:105,099,101,058,070,105,102
16466:108,101,110,097,109,101,196
16472:041,062,000,079,075,046,135
16478:032,032,078,111,032,101,224
16484:114,114,111,114,115,046,202
16490:000,073,047,079,032,069,150
16496:114,114,111,114,032,035,120
16502:000,032,066,114,101,097,016
16508:107,032,107,101,121,032,112
16514:097,098,111,114,116,033,187
16520:000,070,111,114,109,097,125
16526:116,058,032,204,101,102,243
16532:116,044,032,195,101,110,234
16538:116,101,114,044,032,111,160
16544:114,032,210,105,103,104,060
16550:116,032,074,117,115,116,224
16556:105,102,121,063,000,078,129
16562:117,109,098,101,114,032,237
16568:111,102,032,100,101,099,217
16574:105,109,097,108,032,112,241
16580:108,097,099,101,115,063,011
16586:000,080,114,111,099,101,195
16592:115,115,105,110,103,032,020
16598:100,097,116,097,032,116,004
16604:114,097,110,115,102,101,091
16610:114,000,078,111,116,032,165
16616:101,110,111,117,103,104,110
16622:032,114,111,111,109,032,235
16628:116,111,032,101,110,116,062
16634:101,114,032,100,097,116,042
16640:097,000,077,111,118,101,248
16646:032,099,117,114,115,111,082
16652:114,032,116,111,032,116,021
16658:111,112,032,108,101,102,072
16664:116,032,111,102,032,110,015
16670:101,119,032,112,111,115,108
16676:105,116,105,111,110,000,071
16682:077,111,118,101,032,099,068
16688:117,114,115,111,114,032,139
16694:116,111,032,098,111,116,126
16700:116,111,109,032,114,105,135
16706:103,104,116,032,111,102,122
16712:032,098,108,111,099,107,115
16718:000,080,114,105,110,116,091
16724:105,110,103,046,046,046,028
16730:000,080,114,105,110,116,103
16736:032,116,111,032,040,068,239
16742:101,118,105,099,101,058,172
16748:070,105,108,101,110,097,187
16754:109,101,041,062,000,082,253
16760:101,099,097,108,099,117,229
16766:108,097,116,105,110,103,253
16772:046,046,046,000,078,111,203
16778:116,032,097,032,083,112,098
16784:101,101,100,067,097,108,206
16790:099,032,102,105,108,101,185
16796:046,000,155,080,114,101,140
16802:115,115,032,210,197,212,019
16808:213,210,206,155,000,000,184

©

The generator consists of two line segments of equal length forming a right angle. During each replacement cycle, the generator is substituted for each segment on alternating sides of the segments, that is, to the left of the first segment, to the right of the second segment, and so on. Figure 1 shows the first few cycles of substitution. The program is written in BASIC so the plotting is slow enough to let you observe the development of the curve.

The program prompts you to enter an even number of cycles (for reasons of efficiency and screen resolution, only even numbers of cycles are plotted). When a plot is complete, pressing any key clears the screen and returns you to the prompt. I recommend starting with two cycles, then four, six, etc. It takes fourteen cycles to completely fill in the "dragon," but since this requires almost two hours, you will probably want to quit after about ten cycles. You can see the complete dragon by running Program 2, which always plots the dragon first in less than 30 seconds.

Since it's not at all obvious how the program works, here's a brief explanation. NC is the number of cycles; C is the cycle number; SN is an array of segment numbers indexed by cycle number; L is the segment length; D is the segment direction, numbered clockwise from the positive x direction; and X and Y are the high-resolution screen coordinates.

Lines 100-140 Get number of cycles from user.
Line 150 Computes segment length.
Line 160 Sets starting coordinates.
Line 170 Sets segment numbers for all cycles to the first segment.
Lines 180-220 Find the direction of the segment in the last cycle by rotating the segment in each cycle that will contain the segment in the last cycle.
Lines 230-260 Increase or decrease X or Y by the segment length, depending on the segment direction.
Lines 270-290 Plot the segment and update the current segment number for each cycle.
Lines 300-320 If the segment number for cycle zero is still zero, do the next segment; otherwise, we're done.



Eight Thousand Dragons

Program 2 plots more than 8,000 different dragons. It does this by randomly determining on which side of the first segment the generator will be substituted for all cycles after the first cycle. The generator is always substituted to the left of the first segment in the first cycle to avoid plotting off the screen. Other than the randomization, this program uses the same logic as Program 1. The main part of this program is written in machine language to reduce the time required to plot a completely filled-in dragon from about two hours to less than half a minute.

All the dragons are plotted after 14 cycles of substitution. All have exactly the same area, which equals half of the square of the distance between the first and last points plotted. All the dragons begin and end at the same points.

When a plot is complete, press the space bar to plot another dragon, or press the Q key to quit.

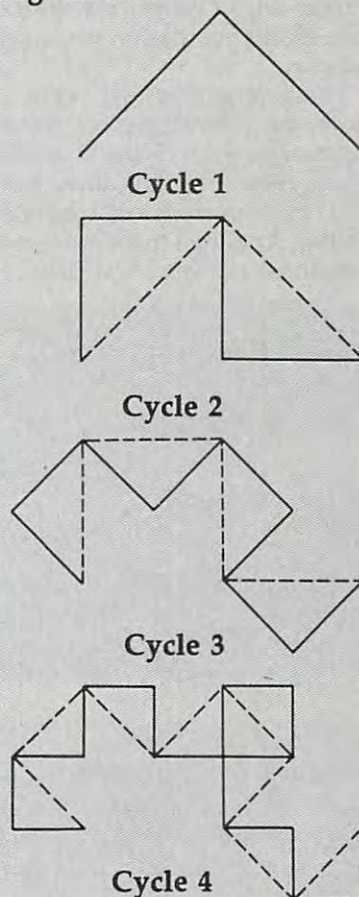


Snowflakes

Program 3 plots what Mandelbrot refers to as a "snowflake sweep." The generator, shown in Figure 2, was discovered by Mandelbrot. The

segments are numbered zero through six, starting at the right. The program is basically the same as Program 1. The variables NC, C, SN, D, X, and Y represent the same values except that the direction D is numbered counterclockwise from the negative x direction. For each segment, the accompanying table gives the value of RD (relative direction), LN (length factor), and SD (flags indicating which side of the segment the generator is to be placed).

Figure 1: Substitution Cycles, Program 1



Line 20 Reads values of SD and RD. Compute LN values.
Lines 30-50 Compute delta x and delta y factors for each direction.
Lines 60-100 Get number of cycles from user.
Line 120 Sets starting coordinates.
Line 130 Sets the segment numbers for all cycles to the first segment.
Lines 140-170 Find the direction of the segment in the last cycle.

Lines 180-190 Compute the coordinates of the end of the segment, plot the segment, and update the segment numbers for each cycle.

Lines 200-220 Same as lines 300-320 in Program 1.

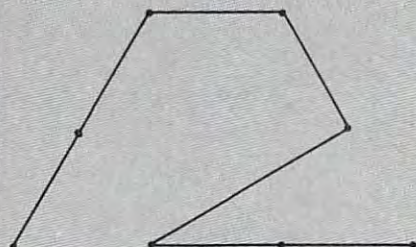
Like Program 1, pressing any key when a plot is complete clears the screen and brings another prompt.

Experiment

I hope these programs encourage you to look further into the fascinating world of fractals. Don't be afraid to experiment with the programs—try modifying the shape of the generator in Program 3, for example. Better yet, design your own generator.

These programs just begin to explore the possibilities of fractal computer graphics. There is another whole class of fractals, those generated by functions of complex variables. And then there are three-dimensional fractals. And then...

Figure 2: Generator, Program 3



Values For Program 3

Segment Number SN	Relative Direction RD	Length Factor LN	Side Flag SD
0	0	1/3	0
1	0	1/3	1
2	7	$\sqrt{1/3}$	1
3	10	1/3	0
4	0	1/3	0
5	2	1/3	0
6	2	1/3	1

Program 1: The Dragon Sweep

```

MH 90 DIM SN(14):KEY OFF
MH 100 CLS:SCREEN 0
PI 110 PRINT"ENTER AN EVEN NO. O
F CYCLES (2 TO 14)"

```

```

DD 120 INPUT "OR ENTER
A ZERO TO QUIT: ";NC
EH 130 IF NC = 0 THEN KEY ON:END
NO 140 IF NC MOD 2 = 1 OR NC < 2
OR NC > 14 THEN 100
DL 150 L=128:FOR C=2 TO NC STEP
2:L=L/2:NEXT
AE 160 X=192:Y=133:CLS:SCREEN 2:
PSET (X,Y),1
DL 170 FOR C=0 TO NC:SN(C)=0:NEX
T
KJ 180 D=0:FOR C=1 TO NC:IF SN(C
-1)=SN(C) THEN D=D-1:GOTO
200
GC 190 D=D+1
BP 200 IF D=-1 THEN D=7
NI 210 IF D=8 THEN D=0
NC 220 NEXT
OA 230 IF D=0 THEN X=X+L:L:GOTO
270
EM 240 IF D=2 THEN Y=Y+L:GOTO 27
0
GA 250 IF D=4 THEN X=X-L:L:GOTO
270
GM 260 Y=Y-L
PL 270 LINE -(X,Y),1:SN(NC)=SN(N
C)+1
QP 280 FOR C=NC TO 1 STEP -1:IF
SN(C)<>2 THEN 300
OH 290 SN(C)=0:SN(C-1)=SN(C-1)+1
:NEXT
GA 300 IF SN(0)=0 THEN 180
HM 310 IF INKEY$="" THEN 310
AC 320 GOTO 100

```

Program 2: Eight Thousand Dragons

```

PP 100 DEF SEG:CLEAR,&H3FF0:N=&H
4000
LL 110 READ A$:IF A$="/" THEN 13
0
LI 120 POKE N,VAL("&H"+A$):N=N+1
:GOTO 110
OC 130 N=&H440F:FOR K=1 TO 15:PO
KE N,0:N=N+1:NEXT
NH 140 POKE &H4425,0
IF 150 N=&H4000:CALL N:POKE &H44
25,1
EA 160 A$=INKEY$:IF A$="" THEN 1
60
PI 170 IF A$="" THEN 150
ID 180 IF A$<>"Q" AND A$<>"q" TH
EN 160
IH 190 SCREEN 0:CLS:KEY ON:END
EI 1000 DATA 1E,0E,1F,B8,05,00,C
D,10,80,3E
DN 1010 DATA 25,44,00,75,0B,B4,0
0,CD,1A,B9
NF 1020 DATA 16,23,44,EB,31,90,B
E,02,00,B9
OE 1030 DATA 08,00,A1,23,44,33,D
2,A9,02,00
JE 1040 DATA 74,02,B2,01,A9,04,0
0,74,02,B6
NG 1050 DATA 01,32,D6,D0,EA,D1,D
B,E2,EB,A3
BJ 1060 DATA 23,44,24,01,88,84,0
F,44,46,B3
FH 1070 DATA FE,0F,75,D3,B8,00,0
6,33,C9,BA
LI 1080 DATA 4F,18,32,FF,CD,10,B
9,0F,00,33
NJ 1090 DATA F6,C6,84,00,44,00,4
6,E2,F8,C7
JD 1100 DATA 06,1E,44,60,00,C7,0
6,20,44,84
HF 1110 DATA 00,B8,01,0C,8B,0E,1
E,44,8B,16
DC 1120 DATA 20,44,CD,10,C6,06,2
2,44,00,B9
LO 1130 DATA 0E,00,33,FF,BE,01,0
0,8A,A5,0F

```

```

KC 1140 DATA 44,80,FC,00,75,18,F
E,06,22,44
CL 1150 DATA 8A,85,00,44,3A,B4,0
0,44,75,20
LG 1160 DATA FE,0E,22,44,FE,0E,2
2,44,EB,16
OD 1170 DATA FE,0E,22,44,8A,85,0
0,44,3A,B4
HK 1180 DATA 00,44,75,08,FE,06,2
2,44,FE,06
DC 1190 DATA 22,44,80,3E,22,44,F
F,75,07,C6
HN 1200 DATA 06,22,44,07,EB,0C,8
0,3E,22,44
NN 1210 DATA 08,75,05,C6,06,22,4
4,00,47,46
FE 1220 DATA E2,AB,EB,02,EB,9A,8
0,3E,22,44
CH 1230 DATA 00,75,06,FF,06,1E,4
4,EB,1E,80
KP 1240 DATA 3E,22,44,02,75,06,F
F,06,20,44
IG 1250 DATA EB,11,80,3E,22,44,0
4,75,06,FF
CO 1260 DATA 0E,1E,44,EB,04,FF,0
E,20,44,B8
ID 1270 DATA 01,0C,8B,0E,1E,44,8
B,16,20,44
LL 1280 DATA CD,10,FE,06,0E,44,B
F,0D,00,BE
KL 1290 DATA 0E,00,B9,0E,00,80,B
C,00,44,02
PI 1300 DATA 75,0D,C6,84,00,44,0
0,FE,85,00
FM 1310 DATA 44,4F,4E,E2,EC,80,3
E,00,44,00
OK 1320 DATA 75,02,EB,9C,1F,CB,/

```

Program 3: The Snowflake Sweep

```

DE 10 DIM DX(11),DY(11):KEY OFF
NC 20 FOR N = 0 TO 6:READ SD(N),
RD(N):LN(N)=1/3!:NEXT:LN(
2)=SQR(LN(1))
LC 30 A=0:FOR D=6 TO 11:DX(D)=CO
S(A):DY(D)=SIN(A)
JN 40 A+=.52359879#:NEXT
CK 50 FOR D=0 TO 5:DX(D)=-DX(D+6
):DY(D)=-DY(D+6):NEXT:X1=5
34:Y1=147:TL=324
OG 60 CLS:SCREEN 0
AB 70 PRINT"ENTER NUMBER OF CYCL
ES ( 1 - 4 )"
BK 80 INPUT "OR ENTER A
ZERO TO QUIT: ";NC
JA 90 IF NC = 0 THEN END
DA 100 IF NC > 4 THEN 60
OP 110 CLS:SCREEN 2
CL 120 X=534:Y=147:TL=324:PSET (
X,Y),1
CD 130 FOR C=0 TO NC:SN(C)=0:NEX
T
NI 140 D=0:L=TL:NS=0:FOR C=1 TO
NC:I=SN(C):L=L*LN(I):J=SN
(C-1):NS=NS+SD(J):IF NS M
OD 2 = 1 THEN D=D+12-RD(I
):GOTO 160
GE 150 D=D+RD(I)
EG 160 D = D MOD 12
OL 170 NEXT
BN 180 X=X+1.33*L*DX(D):Y=Y-.5*L
*DY(D):LINE -(X,Y),1:SN(N
C)=SN(NC)+1:FOR C = NC TO
1 STEP -1:IF SN(C) <> 7
THEN 200
OG 190 SN(C)=0:SN(C-1)=SN(C-1)+1
:NEXT
AH 200 IF SN(0)=0 THEN 140
KE 210 IF INKEY$="" THEN 210
PD 220 GOTO 60
AF 230 DATA 0,0,1,0,1,7,0,10,0,0
,0,2,1,2

```


Commodore ML Saver

Buck Childress

This short, useful program saves any machine language program directly from memory into a disk or tape file. It works on any Commodore 64 or 128 (in 64 mode).

There are many useful machine language (ML) utilities available in public domain collections, on computer bulletin boards, and in publications like *COMPUTE!*. The most common way to place an ML program in memory is with a BASIC loader—a BASIC routine which READs the necessary values from DATA statements and POKEs them into memory. That method is fine for short ML programs, but can involve quite a delay when the ML program is long. It takes time, first of all, to load the BASIC loader. Then there's another wait while it POKEs everything into memory.

A much faster technique is to load the ML from disk or tape directly into memory. The only problem is making the tape or disk file. Machine language monitors such as Supermon can save any ML program directly from memory. But if you don't have a monitor, or don't know how to use one, that's not a viable option, either.

A Better Way

"ML Saver" is a short BASIC utility that can save any machine language program on disk or tape directly from where it resides in memory. After you type in and save ML Saver, load and run the program that creates the ML code you want to save. Make a note of the

starting and ending addresses. If the ML is POKEd into memory with a FOR-NEXT loop, these addresses usually appear in the loop itself. For instance, if the loop is FOR J=49152 to 51000:READ Q:POKE J,Q:NEXT then you know the starting address is 49152 and the ending address is 51000. Now check the SYS address used to activate the program. This is usually the same as the starting address (for example, SYS 49152), but some programs are activated by jumping to an address somewhere in the middle of the code.

Once you have this information, you're ready to load and run ML Saver. The program asks you for the name you want to save the ML program under: Enter any name up to eight characters in length (extra characters are ignored). After you've supplied the name, enter D to save to disk or T for tape. Then enter the starting and ending addresses you wrote down earlier. ML Saver proceeds to save the ML code.

After the file has been created, you can load it with LOAD"filename",8,1 for disk or LOAD"filename",1,1 for tape (of course, you should replace filename with the filename you used when saving the program). Then SYS to the correct address to activate the program. To do this under program control, put the following statements at the beginning of your program:

```
10 IF J=1 THEN 30
20 J=1:LOAD"filename",8,1
30 REM PROGRAM CONTINUES HERE
```

When you run a program containing these lines, the variable J

equals 0, so the computer falls through the IF test in line 10 and performs line 20. This line sets J to a nonzero value and loads the ML. After the load is complete, the computer automatically reruns the program beginning at line 10, but does not erase previously established variables. This time around, J equals 1, so the computer skips line 20 and proceeds with line 10. ©

Commodore ML Saver

For instructions on entering this listing, please refer to "The New Automatic Proofreader for Commodore" in this issue of *COMPUTE!*.

```
FE 10 INPUT" {CLR} {DOWN} PROGRAM
NAME";PN$:IFLEN(PN$)>8T
HENPN$=LEFT$(PN$,8)
JC 40 FORJ=1TOLLEN(PN$):POKE203
9+J,ASC(MID$(PN$,J,1)):N
EXTJ
AM 50 PRINT" {DOWN} {RVS} D{OFF} I
SK OR {RVS} T{OFF} APE? ";
GH 60 GETA$:IFA$=""THEN60
HC 70 IFA$="D"THENDDEVICE=8:GOT
O100
EC 80 IFA$="T"THENDDEVICE=1:GOT
O100
FH 90 GOTO60
EC 100 PRINTA$:POKE780,15:POKE
781,DEVICE:POKE782,255:
SYS65466
DB 110 POKE780,LEN(PN$):POKE78
1,248:POKE782,7:SYS6546
6
FK 120 INPUT" {DOWN} BEGINNING A
DDRESS";BA
XA 130 HI=INT(BA/256):LO=BA-(H
I*256)
MS 140 POKE251,LO:POKE252,HI
PP 150 INPUT" {DOWN} ENDING ADDR
ESS";EA
SJ 160 HI=INT(EA/256):LO=EA-(H
I*256)+1
PF 170 POKE780,251:POKE781,LO:
POKE782,HI
RF 180 PRINT" {DOWN} SAVING ML V
ERSION OF ";PN$
KX 190 SYS65496:END ©
```


Loading And Linking Commodore Programs

Part 1

Jim Butterfield, Associate Editor

This series covers the ins and outs of loading, chaining, and overlaying programs on Commodore computers.

The LOAD command seems easy enough to understand: It brings a program into memory from disk or tape. But it has special features and pitfalls. And when you cause one program to load another program, you enter the special field of chaining, overlaying, and bootstrapping. Let's take a close look at all of these operations, beginning with the LOAD command.

LOAD performs some subtle tasks, including relocating a program if necessary and a delicate job called relinking. There are special rules that apply when you load a program that was saved on a different type of Commodore computer. In fact, it sometimes works better to forget about LOAD and use a different technique. And the LOAD command behaves differently when executed by a program than it does when you enter it directly from the keyboard.

Most of the principles we'll cover in this series apply to programs stored on both disk and tape. It's easier to give examples that apply to disk systems, mostly because of the simplicity of setting up demonstration files. But you can still learn a lot about LOAD even if you don't have a disk drive.

What LOAD Does

When a LOAD command is executed, the following things happen:

- A PRG (PRoGram-format) file is brought into memory. Program is just the name for a certain type of file. The material contained in the file doesn't need to be a program. It could be a block of data, a screen, a character set, or anything.

- If the LOAD command doesn't specify nonrelocation, the information is normally *relocated*. That is, no matter what memory location it was saved from, it's loaded into memory beginning at the start of BASIC program space. PET/CBM computers are an exception to this rule: They never relocate programs. There's also a special cassette format available on VIC-20 and Commodore 64 computers which forces nonrelocation. (Unfortunately, this format is not easy for the beginner to create.)

- If the LOAD command specifies nonrelocation, the information is placed in memory at the same addresses from which it was saved. This is generally done by adding ,1 at the end of the LOAD command. For example, LOAD "PROG",8 loads the file PROG from disk and relocates it in memory, but LOAD "PROG",8,1 loads without relocating.

- If there were no errors during the load, the reserved variable ST is set to 0 (for tape) or 64 (for disk). It's often a good idea to check ST after loading. You can't rely on BASIC to catch every conceivable load error, particularly with tape. If you're using a disk drive, it's a good idea to check the drive status or at least see

if the red error light is flashing.

- After the load is complete, the program is relinked (more about relinking in a moment).

- If the LOAD command was issued in direct mode (from the keyboard), all variables are cleared and the BASIC start-of-variables pointer is set to the first byte past the last byte that was loaded.

- If the LOAD command was issued by a program, variables are not cleared and the program automatically reruns from the beginning. This creates powerful opportunities, but requires some special handling to work correctly.

After a load is finished, what ends up in the computer's memory isn't quite the same as what you originally typed on the keyboard. For one thing, keywords are *tokenized*—compressed into single-byte values. When you type in the letters P-R-I-N-T, the BASIC word PRINT is "crunched" together into a single byte which the computer recognizes as PRINT. And the picture is further complicated because different Commodore computers use slightly different tokenizing schemes (we'll return to this point a bit later).

Relinking

When a BASIC program is in memory, each program line is linked to the next line by a chain of pointers (often called *line links*). At the start of each line there's a two-byte pointer that shows where the next line starts. The end of the program

is marked by a pointer that consists of two zeros.

What's the purpose of the chain? When the computer runs a program, there are many times when it needs to find a line number quickly—to execute a GOTO or GOSUB, for example. Rather than wade through every character of every line, it can skip from one link to the next until it finds the line it needs.

Each two-byte pointer shows the actual memory address where the next line begins, and these links are saved with the program. After a relocating load, which may bring the program into a different memory area, the pointers may point to the wrong locations. To fix everything up, the computer automatically *relinks* every line in the program after loading it into memory.

Relinking is a simple job. The computer scans through each program line, looking for the zero byte that marks the end of that line. As soon as it finds this address, the computer knows where the next line begins—at the next byte past the first line's end. It then rewrites the link for the first line and leaps ahead to repeat the process.

Relinking Problems

Two things can go wrong during the relinking process. If you load a chunk of data that doesn't contain any zero bytes, the computer can't find any end-of-line markers and won't be able to relink at all. The second difficulty is fortunately quite obscure: There's a model of computer called the B system in North America and the 700 series in Europe. The most well-known model in the USA is the B128 (not to be confused with the Commodore 128), but the comments here apply to all B and 700 models. When you save a BASIC program from these computers, the program is stored in an unusually low memory address. Because the saved program contains zeros in unexpected places, other Commodore computers can't make any sense of the chain.

Let's create an unlinkable file. If you have a disk drive, enter the following statements in direct mode (without line numbers), pressing RETURN after each line:

```
OPEN 8,8,"0:CRASHER,P,W"
PRINT#8,CHR$(1);CHR$(4);
FOR J=1 TO
300:PRINT#8,CHR$(4);:NEXT
CLOSE 8
```

Don't forget to put a semicolon at the end of each of the two PRINT# statements.

If you LOAD "CRASHER",8 the computer prints LOADING and READY, but the cursor doesn't return. It's stuck in an endless loop, looking for the nonexistent zero that marks the end of the first BASIC line. This kind of crash is fairly common on cassette systems, when a bad load fills memory with garbage. It can also occur with disk if you forget to add ,1 to a LOAD command that requires relocation, loading something odd like a screen image into the BASIC program area. You can usually recover control by pressing RUN/STOP-RE-STORE and entering NEW.

Before we look at a solution to the second problem, let's talk about another area where incompatibility arises between machines.

LOAD Address Incompatibility

PET/CBM computers can't relocate programs at all. On a PET/CBM, BASIC program space starts at location 1025. Most other Commodore computers use a different address, meaning that the PET/CBM can't load programs saved on those computers. The program following this article is a converter to solve both of these problems. You'll need a disk drive to use it.

The new file created by the program is loadable by any eight-bit Commodore computer. Since it sets the load address to 1025, PET/CBM computers can load it properly (all other models relocate it automatically). To make B128 program files usable by other computers, it puts dummy link bytes (both containing a 1) at the beginning of each line. Remember, all these computers relink programs automatically, so this problem can be solved by putting any nonzero values in the links.

This program works only with BASIC programs, since it stops at the two zero bytes that mark the end of the program. If there's something more "pasted" onto the end of the BASIC text—a machine lan-

guage routine, for example—it will not be copied.

Alternative Method

If you have access to the type of computer which generated the original program, there's an easier way to do the same thing. You can make a Commodore 64 emulate the memory configuration of another machine so BASIC programs are kept in a more compatible part of memory. If you move the start of BASIC to location 1025, the links will be more conventional and the program will be PET-compatible.

To make the area at 1025 available for BASIC, we'll also need to relocate the screen to a new area. To fit the following commands onto two screen lines, you can abbreviate PRINT as ? and POKE as P SHIFT-O:

```
POKE56576,5:POKE 53272,4:POKE648,128
:POKE1024,0:POKE44,4:POKE56,128
:PRINTCHR$(147):NEW
```

The first three POKes move the screen. The next three move the start and end of the BASIC area, and the last two commands clear the new screen and set up the new BASIC work area.

Once you've entered the above commands, your Commodore 64 emulates a PET/CBM's BASIC configuration. You may now convert a BASIC program into compatible format by loading it into the reconfigured machine and saving it again. By using this load/save sequence, you're making several things happen. When you load the program, it's relocated into a new area. The chain links are then rebuilt to be compatible with the new memory space. When you save, the newly relocated program—complete with new links—is placed on disk or tape.

The modified program seems the same, but it now has a "universal" style. Whether you created it with the Converter program below or with the POKes and LOAD/SAVE sequence, it can now be loaded into any eight-bit Commodore machine. Its addresses are directly compatible with the PET/CBM, and other machines will relocate the program as it loads. And we've eliminated the possibility of the peculiar B128 chain that confuses other Commodore computers.

Incompatible Tokens

Some programs won't transfer from one machine to another because of differences in the BASIC tokens. You'll have little trouble with commonly used commands such as PRINT and IF. The difference comes with more advanced commands that aren't part of every version of Commodore BASIC. If you write a program in CBM BASIC 4.0 and use commands like DLOAD and SCRATCH, don't be surprised to find that it doesn't run properly on a Commodore 64. Those commands don't exist in the 64's BASIC.

You might also be surprised to find that a Plus/4 or Commodore 128 (in 128 mode) can't run the PET/CBM program either, even though both of those machines have DLOAD and SCRATCH commands. Why not? The commands are there, but they're represented by different token values.

In such cases, you can't use LOAD and SAVE at all. What you'll

have to do is detokenize the program by LISTing it to a disk file, then bring it back into memory with a "merge" method like the one described in "Commodore Dynamic Keyboard, Part 3" (COMPUTE!, December 1985).

We've only scratched the surface of the many uses of the LOAD command. When we start to look into chaining, overlaying, and reloading techniques, we'll discover that the LOAD command has amazing potential.

Commodore Program Converter

For instructions on entering this listing, please refer to "The New Automatic Proofreader for Commodore" published in this issue of COMPUTE!.

```
CA 110 OPEN15,8,15
QA 120 INPUT "NAME OF PROGRAM"
      ;NS
JA 130 OPEN 2,8,2,"0: "+NS+",P,
      R"
KH 140 INPUT#15,E,E$,E1,E2:IF
      {SPACE}E THEN PRINT E$:
      STOP
JC 150 INPUT"NAME OF CONVERTED
      PROGRAM";C$
```

```
BG 160 OPEN3,8,3,"0: "+C$+",P,W
      "
RF 170 INPUT#15,E,E$,E1,E2:IF
      {SPACE}E THEN PRINT E$:
      STOP
JQ 180 Z$=CHR$(0)
FA 190 REM:READ LOAD ADDRESS
FX 200 GET#2,A$,B$
DC 210 PRINT#3,CHR$(1);CHR$(4)
      ;
SR 220 REM:READ CHAIN
CB 230 GET#2,A$,B$
SS 240 IF LEN(A$)+LEN(B$)=0 GO
      TO 370
GA 250 PRINT#3,CHR$(1);CHR$(1)
      ;
CH 260 REM: READ LINE NUMBER
QG 270 FOR J=1 TO 2
HK 280 GET#2,A$:IF A$="" THEN
      {SPACE}A$=Z$
HQ 290 PRINT#3,A$;
HJ 300 NEXT J
FE 310 REM:READ LINE
JP 320 GET#2,A$:IF A$="" THEN
      {SPACE}A$=Z$
ES 330 PRINT#3,A$;
SD 340 IF A=Z$ GOTO 230
DJ 350 GOTO 320
QB 360 REM:WIND UP FILES
EJ 370 INPUT#15,E,E$,E1,E2: IF
      E THEN PRINT E$:STOP
AX 380 PRINT#3,Z$;Z$;
JF 390 CLOSE 3
JE 400 CLOSE 2
FF 410 CLOSE 15
```

Program Your Own EPROMS

**VIC 20
C 64 \$99.50**

PLUGS INTO USER PORT.
NOTHING ELSE NEEDED.
EASY TO USE. VERSATILE.

- Read or Program. One byte or 32K bytes!

OR Use like a disk drive. LOAD,
SAVE, GET, INPUT, PRINT, CMD,
OPEN, CLOSE—**EPROM FILES!**

Our software lets you use familiar BASIC commands to create, modify, scratch files on readily available EPROM chips. Adds a new dimension to your computing capability. Works with most ML Monitors too.

- Make Auto-Start Cartridges of your programs.
- The *promenade*™ C1 gives you 4 programming voltages, 2 EPROM supply voltages, 3 intelligent programming algorithms, 15 bit chip addressing, 3 LED's and NO switches. Your computer controls everything from software!
- Textool socket. Anti-static aluminum housing.
- EPROMs, cartridge PC boards, etc. at extra charge.
- Some EPROM types you can use with the *promenade*™

2758	2532	462732P	27128	5133	X2816A*
2516	2732	2564	27256	5143	52813*
2716	27C32	2764	68764	2815*	48016P*
27C16	2732A	27C64	68766	2816*	

► *Commodore Business Machines

*Denotes electrically erasable types

Call Toll Free: 800-421-7731
In California: 800-421-7748

JASON-RANHEIM
580 Parrott St., San Jose, CA 95112

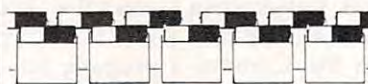


Nashua

Boxed in tens,
with envelopes, labels,
write protect
tabs and Limited
Lifetime
Warranty.



	30+	50+	100+
3 1/2" SS	1.75	1.69	1.59
5 1/4" SS/DD	.89	.84	.79
5 1/4" DS/DD	.94	.89	.84



Poly-bagged in quantities
of 50, sold in quantities of
150.

	250+	500+
5 1/4" SS/DD	.54¢	.53¢
5 1/4" DS/DD	.68¢	.64¢

CALL TOLL FREE 1 800 USA-FLEX

In Illinois 1 800-FOR-FLEX
or 1 (312) 351-9700

7 to 7 Central Time
10 to 3 Saturdays

USA FLEX

135 N. Brandon Drive Glendale Heights, IL 60139

RIBBONS

Sold in sixes, price each.

Epson MX-70/80	.. 2.59
Epson MX-100	... 3.99
Epson LQ 1500	... 4.99
NEW	
Epson LX80 4.99
Okidata Micro 801/	
82A/83A/92/92	... 1.29
NEW	
Okidata 192/182	... 5.99
Okidata Micro	
84/94 2.90
Diablo Hytype 11	... 3.19
NEC Spinwriter	... 5.29
C. Itoh Prowriter	... 3.69
APPLE IMAGEWRITER,	
Black 3.45
Color 6-Pack 4.75

ROLLTOP FILES



3 1/2" model	
holds 55 17.49
(Retail Value \$24.95)	
5 1/4" model	
holds 120 24.99
(Retail Value \$36.00)	

Shipping/handling additional. Minimum order \$50.00 Visa, MasterCard and Prepaid orders accepted. Corporations rated 3A2 or better and government accounts are accepted on a net 30 basis. C.O.D. orders add an additional \$5.00 special handling charge. APO, FPO, AK, HI & PR orders add an additional 5% to the total order amount to cover PAL and insurance. No sales tax outside of Illinois.

Atari P/M Graphics Toolkit

Tom R. Halfhill, Editor

If you're mystified by Atari player/missile graphics, this article is for you. With help from a toolkit of routines written in BASIC and machine language, you'll soon be writing your own programs that move shapes of your own design anywhere on the screen quickly and easily. For all 400/800, XL, and XE computers with Atari BASIC.

It's safe to say that no feature on Atari computers is as exciting and as frustrating as player/missile graphics.

Exciting: P/M graphics provides four larger objects called players and four smaller objects called missiles which can be displayed in almost any shape or color and animated on the screen. You can even achieve 3-D effects by making the objects pass above and beneath background graphics and each other.

Frustrating: Atari BASIC has no special commands for using P/M graphics, standard Atari manuals don't cover P/M graphics, you can't set up P/M graphics in a program without worrying about lots of POKES and protecting memory, and Atari BASIC lacks a straightforward way to move a P/M object vertically or diagonally at speeds faster than a crawl. Furthermore, there's no easy method of designing player shapes without scribbling on graph paper and adding up binary bit values of bytes.

"Atari P/M Graphics Toolkit" solves all these problems and more. It's a package of routines written in BASIC and machine language that can form the core of your own programs. With the Toolkit, you can easily design your own shapes with

a joystick, then write simple BASIC programs that automatically set up P/M graphics and instantly move your objects anywhere on the screen.

You've probably used or heard of similar programs in other magazines and books. In fact, several popular routines for animating P/M graphics appeared in early issues of COMPUTE! and are reprinted in various COMPUTE! books. But the P/M Graphics Toolkit offers these advantages:

Special Features

- The Toolkit setup/animation routine creates a true X-Y coordinate system for moving P/M objects to any horizontal-vertical position on the screen. This system is patterned after the X-Y coordinates in Atari BASIC graphics modes, so if you know how to use the PLOT, DRAWTO, LOCATE, or POSITION commands, you should have no trouble animating P/M objects with the Toolkit.

- A machine language subroutine automatically clears out the P/M memory area in a flash, so your programs initialize faster.

- The Toolkit routines work in single-resolution or double-resolution P/M graphics modes, and in any screen graphics mode.

- Unlike most other programs of this type, the Toolkit lets you move any of the four missile objects as easily as any of the four players.

- The Toolkit allows you to instantly change the shape or size of a P/M object by selecting from any number of previously designed shapes—even while the object is moving.

- Because all of its machine language is written to be completely relocatable, you can add the Toolkit

setup/animation routine to any BASIC program without fear of memory conflicts with other ML routines you may be using.

- Best of all, using the Toolkit is a snap. Once the Toolkit setup/animation routine is added to your program, initializing P/M graphics requires only one line of BASIC, and all of the animation and shape-flipping can be done with just a single BASIC statement.

Getting Started

All of these features are contained in the setup/animation routine listed below as Program 1. This will be the basic building block of your own programs, so the line numbers start at 20000 to leave plenty of room for your own lines.

Be sure to type in Program 1 using COMPUTE!'s "Automatic Proofreader" utility, because the DATA statements in lines 20170-20590 are extremely critical—they encode the machine language for two ML subroutines. When you're done, store Program 1 on disk or tape with the LIST command, not SAVE or CSAVE:

```
LIST"D:filename.ext" for disk  
LIST"C:" for cassette
```

This way, you can use the ENTER command (ENTER"D:filename.ext" or ENTER"C:") to merge the routine with another program already in memory, as we'll demonstrate in a moment.

A Single-Line Setup

To create a program that uses player/missile graphics, you only have to call this routine once. The call should be as near to the beginning of your program as possible; the first line is ideal. Here's the proper format:

```
10 GRMODE=0:PMODE=1:GOSUB  
20050
```


Set the variable GRMODE to whatever graphics mode you desire. Any valid number or expression you'd use with the GRAPHICS statement will work. In the above example, we're asking the Toolkit routine to set up GRAPHICS 0. Set the variable PMMODE to the player/missile graphics mode you want: either 1 for single-line resolution or 2 for double-line resolution. (If you aren't familiar with P/M modes, see "Atari Animation with P/M Graphics," a three-part series beginning in the September 1985 issue of COMPUTE!. Even though the Toolkit routines automatically perform the memory allocation and animation chores discussed in this series, I strongly recommend acquiring some background on P/M graphics.)

The third statement in the sample line above actually calls the Toolkit setup/animation routine. Notice that it GOSUBs to line 20050 instead of 20000. Lines 20000-20040 are REM statements, and it's good programming practice to avoid a GOSUB or GOTO reference to a REM because some people delete REM statements from programs to save memory.

When you call the routine in this manner, there will be a pause of several seconds as it loads the machine language into memory. Then, in rapid sequence, the routine automatically protects the right amount of memory for the P/M mode you requested; instantly clears out any old data in that memory area; performs all the POKES necessary to set up P/M graphics; assigns colors to all four players and missiles; and switches to the graphics mode you requested. In other words, it does all of the dirty work for you.

When the Toolkit routine is finished, a RETURN statement passes control back to whatever line follows the GOSUB. That's where the rest of your program should continue. Be sure to place an END statement at the end of your own program lines, but before line 20000, so the Toolkit routine doesn't accidentally execute more than once.

If you want to change the player colors from the colors assigned

by the Toolkit routine, POKE your own color values into locations 704-707.

PMMOVE Magic

After this simple setup, all it takes is one BASIC statement to move any player or missile anywhere on the screen. Here's the format:

A=USR(PMMOVE,PLAYER#,SHAPE,SIZE,X,Y)

Let's take a look at these parameters one at a time. We'll follow with a few examples.

The variable A is a dummy variable required by the USR statement—with this routine, it returns no useful value. PMMOVE is the address of the machine language subroutine, and its value is automatically set when your program executes the GOSUB 20050 described above. (PMMOVE is actually the address of PMMOVE\$, a string which holds the ML data.) Don't change the value of PMMOVE unless you enjoy watch-

ing your computer crash.

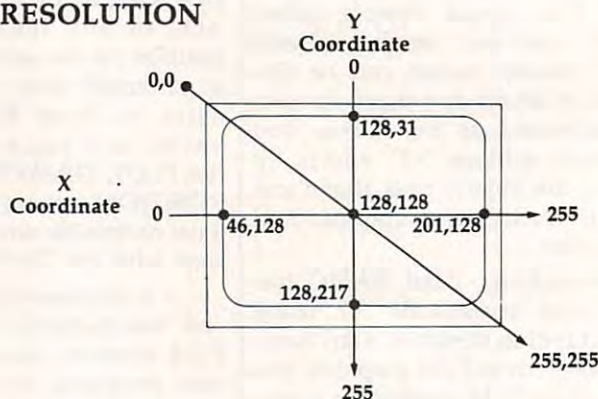
The remaining five parameters are under your control. You must assign values to these parameters yourself and always include them when calling the PMMOVE routine.

PLAYER# should be a number from 1 to 8 that specifies which P/M object will be affected by the statement. Numbers 1 to 4 specify the four players, and numbers 5 to 8 specify the four missiles.

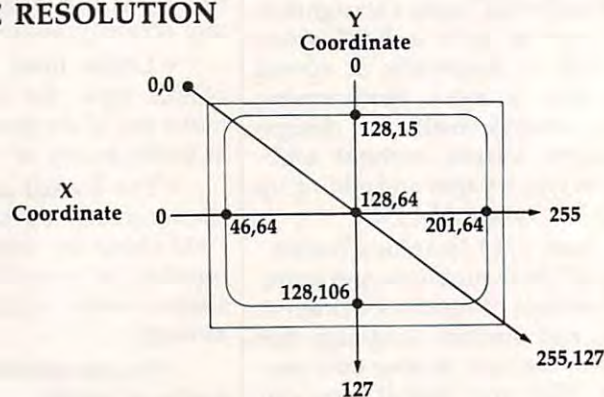
SHAPE is the address of the shape data for the player or missile. The best way to use this parameter is to specify the address of a string which contains previously created shape data. For background on designing player shapes, see Part 2 of the three-part series mentioned above. In a moment, we'll discuss a Toolkit utility that lets you design your own shapes with a joystick and which calculates the shape data for you. The SHAPE parameter, incidentally, is what allows players to flip between different shapes even

PMMOVE SCREEN COORDINATES

SINGLE RESOLUTION



DOUBLE RESOLUTION



while they're moving. Each time you move a player or missile, the PMMOVE subroutine erases the object's entire memory area and replaces it with the new image you select with the SHAPE parameter. If you don't quite follow this explanation, the example programs will clarify things.

SIZE is the height of the player or missile in bytes. If the shape data referred to by SHAPE consists of eight bytes, you'd insert an 8 for this parameter. This makes it possible to store the data for numerous player shapes in a single string, then select just the shape you want by pointing SHAPE to its position within the string and specifying the substring's length with SIZE. Again, the example programs will demonstrate this technique.

The final two parameters determine the new position of the player or missile on the screen. X is the horizontal coordinate and Y is the vertical coordinate. Like the screen coordinates used by BASIC graphics commands such as PLOT and DRAWTO, position 0,0 refers to the upper-left corner. As the X coordinate increases, the P/M object moves from left to right; as the Y coordinate increases, the object moves from top to bottom. X values can range from 0 to 255. Y values can range from 0 to 255 in single-resolution P/M graphics or 0 to 128 in double-resolution P/M graphics. If the X or Y values exceed these ranges, the object eventually "wraps around" to the opposite side of the screen. But if you specify an X or Y value which is less than 0, an error results.

The accompanying figure shows the layout of these coordinates. Notice how some positions are off the visible screen area. A quick way to make an object disappear is to move it to one of these "invisible" positions. (Another way is to specify 0 for the SIZE parameter.)

Frame Flipping

Now for the fun stuff. The following examples show some typical ways to use the PMMOVE statement in your own programs.

Program 2 demonstrates how to store a player shape in a string. After typing Program 2, LIST it to

disk or tape, then merge it in memory with Program 1 by using the ENTER command. When you type RUN, there's a pause as everything sets up, then a player in the form of a smiling face appears in the center of the screen. Here's how it works:

Line 10 calls the Toolkit setup routine (Program 1), specifying single-resolution P/M and graphics mode 0. Line 20 dimensions the string variable SHAPE\$ to hold 11 characters, the size of the player (11 bytes tall). Next it uses BASIC's ADR function to set the variable SHAPE to the address of SHAPE\$, and sets SIZE to 11. Then it uses a FOR-NEXT loop to read the 11 bytes of shape data in line 40 into SHAPE\$.

Finally, the PMMOVE statement in line 30 makes the player appear at position 127,127 (the centerpoint in single-res P/M graphics). Note that the PLAYER# parameter is 1; simply by changing this number to 2, 3, or 4, you can display any of the other players using the same shape data—try it. (By the way, you should press SYSTEM RESET before rerunning this or any other program that uses player/missile graphics. Otherwise, the reserved P/M memory keeps growing until it consumes all the RAM in your computer.)

The technique of storing player shape data in strings has some interesting applications. By storing several shapes in a single string and flipping rapidly between them, you can make your players come alive as they move about the screen. Even a static player can seem to move as its shape continuously changes, much like frame animation in a cartoon. To see an example, type in Program 3. LIST it to disk or tape, then merge it in memory with Program 1 using the ENTER command. When you type RUN, the program initializes for a few seconds, then displays a small explosion in the middle of the screen, hurling fragments in all directions. Yet, throughout this animated sequence, the player object never moves.

The secret is BOOM\$, a 64-character string filled with eight player shapes in line 30. Each shape is eight characters long, as seen in the DATA statements in lines

90-160. The PMMOVE statement in line 60 rapidly flips through all eight shapes in sequence because it is sandwiched within the FOR-NEXT loop between lines 40 and 80. (The loop serves double duty; it also fades the explosion sound into silence.) Another FOR-NEXT in line 70 is a simple delay loop. To slow down the explosion sequence for a better idea of what's going on, change the 35 in line 70 to a larger number—say, 150. Also notice how the final player shape in this sequence consists of nothing but zeroes. This is another way of making the player object seem to disappear without moving it off the screen.

Whirling Dervishes

Another fascinating application of this technique is to design players which change shape depending on which direction they're moving. To see an example, type in Program 4. As before, LIST the program to disk or tape, then merge it with Program 1 using ENTER.

When you type RUN, a red tank appears in the center of the screen. The low rumble of an idling engine can be heard in the background. Plug a joystick into port 1, then try moving the stick right or left. Notice how the tank rotates clockwise or counterclockwise. In fact, it spins so fast it's almost a blur.

The player isn't actually rotating or moving, of course; it's simply changing shape many times per second, thanks to the SHAPE parameter of the PMMOVE routine. The secret, again, is a string (SHAPE\$) which contains shape data for eight tank images, one for each of the eight possible directions. Lines 40-80 read the joystick and determine which image should be displayed.

Now push the joystick forward. The engine revs up and the tank obediently moves in the direction it is pointed. You can drive the tank all over the screen. To see how this works, study lines 90-190. Notice how the ON-GOTO statement in line 90 passes control to one of the lines from 120 to 190, depending on which direction the tank is oriented. Each of these lines either increments or decrements the X and

Y coordinates to move the tank in one of the eight possible directions.

Notice, too, how this entire program contains only the one PMMOVE statement in line 80—a single statement controls both the player's shape and its movement.

Stepping On The Gas

To make the tank move twice as fast, change lines 120–190 so the X and Y coordinates are incremented or decremented by 2 instead of 1. For still more speed, you can even change these values to 3. However, keep in mind that the movement is not quite as smooth as these step values are increased; the object seems to jerk along at higher speeds. A step value of 2 or 3 is a reasonable compromise between speed and loss of grace.

Try changing the PLAYER# parameter in the PMMOVE statement to 2, 3, or 4 to see the other players in action.

For an example of missile animation, merge Program 5 with both Program 1 and Program 4. These lines let the tank fire a shot when you press the joystick button. The direction routine is very similar to the one in Program 4; in fact, it uses the same variable (DIR) to figure out which way the tank is pointing.

Note how the missile shape defined in line 25 is only one byte long—CHR\$(3). Unlike player objects, which are eight bits wide, missiles are only two bits wide. You can't design a very fancy shape with only two bits to work with, so most programs use the missiles for such tiny shapes as projectiles, bullets, etc. A single byte is enough to define a missile shape for these purposes. Since all four missiles share the same memory area as a single player, defining missile shapes is a little different than defining player shapes.

Rather than getting into a confusing discussion about missiles and bit manipulation, just remember this: The shape bytes for the four missiles (accessed as PLAYER# 5, 6, 7, and 8 in the PMMOVE statement) should be 3, 12, 48, and 192, respectively. For instance, the PMMOVE statements in lines 1100 and 1110 refer to the first missile, PLAYER# 5, so its shape data in MISSILE\$ is a 3. If you want to

move the second missile, change the PLAYER# parameter to 6 and the shape byte in line 25 to CHR\$(12). If you want to move the third missile, change the PLAYER# parameter to 7 and the shape byte to CHR\$(48). And if you want to move the fourth missile, change the PLAYER# parameter to 8 and the shape byte to CHR\$(192). These shape bytes will work with missiles in any of your own programs.

Designing Player Shapes

As a final touch, the P/M Graphics Toolkit includes a small utility for designing your own players. It's not very elaborate, but it's better than scribbling on graph paper and counting up "on" bits and "off" bits in your head.

Like the other example programs, the shape utility is based on the Toolkit setup/animation routine. To prepare it, type in Program 6 and merge it with Program 1. SAVE or CSAVE a copy of the merged program so you won't have to repeat these steps each time you want to use the utility.

After typing RUN, select single- or double-resolution player/missile graphics by pressing 1 or 2. The utility spends a few moments initializing, then displays a grid of dots along the left side of the screen. A cursor is at the upper-left corner; it's controlled by a joystick plugged into port 1.

The grid represents a magnified view of an eight-bit-wide player strip, with one dot for each bit. Each horizontal row of eight dots, therefore, represents one byte of the player strip. Player strips are really 255 bytes tall in single resolution or 128 bytes tall in double resolution, but there isn't room to display a grid that large on the screen. Still, the grid is tall enough to design player shapes for most purposes.

To design a shape, just move the cursor anywhere on the grid and press the joystick button to set a bit. The dot changes to inverse video, and an actual-size player begins taking form in the blank area on the right side of the screen. Simultaneously, a number representing the byte value for that row of bits appears. Try moving the cursor and setting more bits; the byte val-

ues keep changing. To erase a bit that you've set, position the cursor on it and press the joystick button again. With each change, the byte values are updated along with the actual-size player.

When you're satisfied with a player shape, jot down the byte values. (You can ignore the zeroes, if any, above and below the shape.) These byte values represent the shape data for your player. To display the player in your own programs, just read the numbers into a string as demonstrated in Programs 2, 3, and 4. Use the address of this string as the SHAPE parameter in the PMMOVE statement. The number of shape bytes becomes the value for the SIZE parameter.

If you mess things up too badly when designing a player, you can erase the entire grid by pressing the E key.

This is a bare-bones utility, but it's enough to get you started and take the bothersome paperwork out of defining player shapes. If you want, you can add more features of your own—commands to change player colors; to shift bit patterns left, right, up, or down; to flip the pattern as a mirror image; to automatically generate DATA statements of player shape bytes; and so on.

A Bonus Routine

Both machine language subroutines used by the Toolkit are designed to be as crashproof as possible. If you accidentally pass the wrong number of parameters in a USR statement, the routines immediately clear all faulty values off the 6502 stack and bounce back to BASIC. So if you call the PMMOVE routine and nothing happens, check the USR statement to make sure you included all of the parameters and that the parameters have legal values.

You may find one of the Toolkit machine language routines useful in other types of programs as well. PAGCLR is a general-purpose routine that rapidly clears a specified number of memory pages with zeroes. For P/M graphics, this routine erases any garbage data that may be cluttering the reserved memory area. But it's handy for any program that needs to clear out a

large amount of memory in a split-second.

The ML data for PAGCLR can be found in the DATA statements in Program 1 at lines 20160-20240. Line 20060 reads this data into the string PAGCLR\$, previously DIMensioned to 48 characters. The variable PAGCLR is set to the address of PAGCLR\$.

Here's the format for calling the PAGCLR routine:

A=USR(PAGCLR,ADDRESS,PAGES)

where PAGCLR is the address of the ML routine, ADDRESS is the starting address (in decimal) of the memory area you want to clear, and PAGES is the number of memory pages to clear (a page equals 256 bytes). For example, the last statement in line 20130 clears either 1,024 or 2,048 bytes starting at the memory address PMBASE, depending on whether the variable PAGES is set to 4 or 8 for double- or single-resolution P/M graphics.

Caution: Don't use the PAGCLR routine for other purposes unless you understand exactly how it works. If misdirected, it can wipe out massive amounts of memory in an instant and crash your computer.

For instructions on entering these listings, please refer to "COMPUTE's Guide to Typing In Programs" published in this issue of COMPUTE!

Program 1: P/M Toolkit Setup Routine

```

HF 20000 REM *** PLAYER/MISS
DD 20010 REM DEFINE PMMODE &
GRMODE BEFORE CALL
JE 20020 REM PMMODE=1 FOR SI
NGLE-RES P/M
IP 20030 REM PMMODE=2 FOR DO
UBLE-RES P/M
EL 20040 REM GRMODE=GRAPHICS
MODE
BE 20050 DIM PAGCLR$(48),PMM
OVE$(202):PAGCLR=AD
R(PAGCLR$):PMMOVE=A
DR(PMMOVE$)
HL 20060 MT=0:RESTORE 20170:
FOR X=1 TO 48:READ
A:PAGCLR$(X)=CHR$(A
)
OA 20065 MT=MT+A:NEXT X:IF M
T=7484 THEN MT=0:GO
TO 20070
KO 20066 PRINT "ERROR IN DAT
A... LINES 20170-20
240":STOP
BF 20070 FOR X=1 TO 202:READ
A:PMMOVE$(X)=CHR$(
A):MT=MT+A:NEXT X

```

```

JE 20075 IF MT<>23367 THEN P
RINT "ERROR IN DATA
... LINES 20260-205
90":STOP
OF 20080 IF PMMODE=1 THEN PA
GES=8:DMA=62:GOTO 2
0110
OF 20090 IF PMMODE=2 THEN PA
GES=4:DMA=46:GOTO 2
0110
ND 20100 RETURN
HK 20110 POKE 54279,PEEK(106
)-PAGES:POKE 106,PE
EK(106)-PAGES:POKE
207,PMODE
AE 20120 GRAPHICS GRMODE
OM 20130 PMBASE=PEEK(106)*25
6:POKE 559,DMA:POKE
53277,3:X=USR(PAGC
LR,PMBASE,PAGES)
PN 20140 POKE 704,68:POKE 70
5,78:POKE 706,88:PO
KE 707,98:REM P/M C
OLORS
NI 20150 RETURN
EJ 20160 REM PAGCLR ML DATA
NO 20170 DATA 104,201,2,240,
16,133
CA 20180 DATA 206,162,0,228,
206,208
PD 20190 DATA 1,96,104,104,2
32,169
AM 20200 DATA 0,240,244,104,
133,204
BN 20210 DATA 104,133,203,10
4,104,133
CE 20220 DATA 205,169,0,168,
170,145
HB 20230 DATA 203,200,208,25
1,230,204
FL 20240 DATA 232,228,205,20
8,244,96
BE 20250 REM PMMOVE ML DATA
OC 20260 DATA 104,201,5,240,
18,141
OJ 20270 DATA 0,4,162,0,236,
0
IK 20280 DATA 4,208,1,96,104
,104
BO 20290 DATA 232,169,0,240,
243,104
LD 20300 DATA 104,201,9,144,
9,104
GK 20310 DATA 104,104,104,10
4,104,104
LA 20320 DATA 104,96,24,201,
0,240
LA 20330 DATA 242,141,4,4,10
4,133
HE 20340 DATA 206,104,133,20
5,104,104
KP 20350 DATA 141,5,4,104,10
4,141
EK 20360 DATA 2,4,104,104,14
1,3
PH 20370 DATA 4,174,4,4,173,
2
HB 20380 DATA 4,157,255,207,
224,5
GC 20390 DATA 176,2,144,5,16
9,0
LC 20400 DATA 141,4,4,165,20
7,201
LI 20410 DATA 2,240,28,165,1
06,24
FA 20420 DATA 105,3,109,4,4,
133
CA 20430 DATA 204,169,0,133,
203,168
HO 20440 DATA 145,203,200,20
8,251,173
ID 20450 DATA 3,4,133,203,24
,144

```

```

LN 20460 DATA 65,165,106,24,
105,1
IH 20470 DATA 133,204,169,12
8,133,203
IJ 20480 DATA 173,4,4,240,21
,162
ON 20490 DATA 0,165,203,24,1
05,128
BB 20500 DATA 133,203,165,20
4,105,0
LF 20510 DATA 133,204,232,23
6,4,4
BO 20520 DATA 208,237,160,0,
152,145
IG 20530 DATA 203,200,192,12
7,208,249
LK 20540 DATA 173,3,4,201,12
8,144
OF 20550 DATA 1,96,101,203,1
33,203
BI 20560 DATA 165,204,105,0,
133,204
FA 20570 DATA 160,0,204,5,4,
240
CE 20580 DATA 8,177,205,145,
203,200
KF 20590 DATA 24,144,243,96

```

Program 2: Player Shape Demo

```

KH 10 PMMODE=1:GRMODE=0:GOSU
B 20050
JL 20 DIM SHAPE$(11):SHAPE=A
DR(SHAPE$):SIZE=11:RES
TORE 40:FOR X=1 TO 11:
READ A:SHAPE$(X)=CHR$(
A):NEXT X
ON 30 A=USR(PMMOVE,1,SHAPE,S
IZE,127,127)
NB 40 DATA 24,60,126,90,219,
255,219,195,102,60,24
DM 50 END

```

Program 3: Explosion Animation Demo

```

KI 10 PMMODE=2:GRMODE=0:GOSU
B 20050
FA 20 SETCOLOR 2,0,0:POKE 70
4,72
IN 30 DIM BOOM$(64):BOOM=ADR
(BOOM$):RESTORE 90:FOR
X=1 TO 64:READ A:BOOM
$(X)=CHR$(A):NEXT X
DD 40 FOR VOLUME=14 TO 0 STE
P -2
CI 50 SOUND 0,90,0,VOLUME:SO
UND 1,100,4,VOLUME
KN 60 A=USR(PMMOVE,1,BOOM,8,
127,64):BOOM=BOOM+8
BO 70 FOR DELAY=1 TO 35:NEXT
DELAY
HP 80 NEXT VOLUME
LL 90 DATA 0,0,8,28,28,8,0,0
EK 100 DATA 0,8,34,92,20,34,
8,0
IL 110 DATA 8,65,4,168,20,1,
64,8
AG 120 DATA 148,1,20,160,1,2
0,1,136
IE 130 DATA 145,74,32,130,65
,2,84,137
HO 140 DATA 72,1,64,0,130,1,
8,82
HI 150 DATA 129,0,0,0,0,128,
1,66
BF 160 DATA 0,0,0,0,0,0,0,0
BP 170 END

```


Program 4: Tank Animation Demo

```
KI 10 PMODE=2:GRMODE=0:GOSU
B 20050
AL 20 DIM SHAPE$(64):SIZE=8:
RESTORE 210:FOR X=1 TO
64:READ A:SHAPE$(X)=C
HR$(A):NEXT X
NM 30 DIR=1:X=127:Y=64:SOUND
0,180,6,3
DB 40 S=STICK(0):IF S=11 THE
N DIR=DIR-1
EB 50 IF S=7 THEN DIR=DIR+1
NE 60 IF DIR<1 THEN DIR=8
NH 70 IF DIR>8 THEN DIR=1
LB 80 A=USR(PMOVE,1,ADR(SHA
PE$(DIR*8-7)),SIZE,X,Y
)
DA 90 IF S=14 THEN SOUND 1,1
20,6,6:ON DIR GOTO 120
,130,140,150,160,170,1
80,190
FM 100 IF S=15 THEN SOUND 1,
180,6,3:GOTO 40
CP 110 GOTO 40
LH 120 Y=Y-1:GOTO 40
DL 130 X=X+1:Y=Y-1:GOTO 40
LF 140 X=X+1:GOTO 40
DL 150 X=X+1:Y=Y+1:GOTO 40
LJ 160 Y=Y+1:GOTO 40
DP 170 X=X-1:Y=Y+1:GOTO 40
LL 180 X=X-1:GOTO 40
ED 190 X=X-1:Y=Y-1:GOTO 40
CC 200 REM *** TANK SHAPES (
CLOCKWISE N-NE-E-SE-S
-SW-W-NW ***
LO 210 DATA 8,8,42,62,62,62,
62,34
FB 220 DATA 9,26,60,127,254,
60,24,16
BF 230 DATA 0,252,120,127,12
0,252,0,0
FD 240 DATA 16,24,60,254,127
,60,26,9
MC 250 DATA 34,62,62,62,62,4
2,8,8
IO 260 DATA 8,24,60,127,254,
60,88,144
KK 270 DATA 0,63,30,254,30,6
3,0,0
JA 280 DATA 144,88,60,254,12
7,60,24,8
```

Program 5: Missile Demo

```
LF 25 DIM MISSILE$(1):MISSIL
E$(1)=CHR$(3)
OD 85 IF STRIG(0)=0 THEN GOS
UB 1000
NB 1000 ON DIR GOTO 1010,102
0,1030,1040,1050,106
0,1070,1080
HL 1010 DX=0:DY=-2:GOTO 1090
HO 1020 DX=2:DY=-2:GOTO 1090
FA 1030 DX=2:DY=0:GOTO 1090
FD 1040 DX=2:DY=2:GOTO 1090
FC 1050 DX=0:DY=2:GOTO 1090
IC 1060 DX=-2:DY=2:GOTO 1090
IB 1070 DX=-2:DY=0:GOTO 1090
HE 1080 DX=-2:DY=-2
JP 1090 MX=X:MY=Y:FOR SHOOT=
1 TO 15
BH 1100 A=USR(PMOVE,5,ADR(M
ISSILE$),1,MX,MY):MX
=MX+DX:MY=MY+DY:NEXT
SHOOT
HN 1110 A=USR(PMOVE,5,ADR(M
ISSILE$),0,0,0):RETU
RN
```

Program 6: P/M Shapemaker

```
BF 10 GRAPHICS 2:SETCOLOR 2,
0,0:POKE 752,1:POSITIO
N 3,2:7 #6;"P/M SHAPEM
AKER"
KK 20 ? "SINGLE RESOLUTION
":? "DOUBLE RESOLUTI
ON"
CD 30 OPEN #1,4,0,"K:":? "
PRESS [ ] OR [ ]";
PC 40 GET #1,A:IF A=49 THEN
PMODE=1:GOTO 70
BB 50 IF A=50 THEN PMODE=2:
GOTO 70
AD 60 GOTO 40
HJ 70 ? "{3 SPACES}PLEASE WA
IT...":GRMODE=0:GOSUB
20050
JL 80 DIM CURSOR$(2),OLD$(2)
,BIT(8),BYTE$(24):CURS
OR$(1,2)="[ ](LEFT)":OLD
$(1,2)="[ ](LEFT)"
BK 90 RESTORE 100:FOR N=1 TO
8:READ A:BIT(N)=A:NEX
T N
HP 100 DATA 128,64,32,16,8,4
,2,1
NM 110 POKE 752,1:SETCOLOR 2
,0,0:FOR N=1 TO 24:7
".....0":BYTE$(N)
=CHR$(0):NEXT N:CY=2:
CY=0
EI 120 A=USR(PMOVE,2,ADR(BY
TE$),24,170,128/PMMOD
E)
HH 130 POSITION 24,20:7 "[E
RASE PLAYER"
HE 140 LOCATE CX,CY,A:OLD$(1
)=CHR$(A):POSITION CX
,CY:7 CURSOR$;
FE 150 S=STICK(0):FOR N=1 TO
25:NEXT N:IF S=14 TH
EN 220
LC 160 IF S=7 THEN 240
DC 170 IF S=13 THEN 260
OD 180 IF S=11 THEN 280
BC 190 IF STRIG(0)=0 THEN 300
AK 200 IF PEEK(764)=42 THEN
POKE 764,255:7 CHR$(1
25):GOTO 110
BC 210 GOTO 150
PB 220 IF CY=0 THEN 150
CH 230 ? OLD$;CY=CY-1:GOTO
140
PL 240 IF CX=9 THEN 150
CF 250 ? OLD$;CX=CX+1:GOTO
140
CJ 260 IF CY=22 THEN 150
CJ 270 ? OLD$;CY=CY+1:GOTO
140
PI 280 IF CX=2 THEN 150
CL 290 ? OLD$;CX=CX-1:GOTO
140
OA 300 IF OLD$(1)="[ ]" THEN O
LD$(1)="[ ]":BYTE$(CY+
1,CY+1)=CHR$(ASC(BYTE$
(CY+1))+BIT(CX-1)):GO
TO 320
OF 310 OLD$(1)="[ ]":BYTE$(CY+
1,CY+1)=CHR$(ASC(BYTE$
(CY+1))+BIT(CX-1))
BO 320 POSITION 11,CY:7 "
{4 SPACES}":POSITION
11,CY:7 ASC(BYTE$(CY+
1)):POSITION CX,CY
EL 330 A=USR(PMOVE,2,ADR(BY
TE$),24,170,128/PMMOD
E)
BD 340 IF STRIG(0)=0 THEN 340
BH 350 GOTO 150
```

PREMIUM QUALITY! LIFETIME WARRANTY!

DISK SALE!

Made by top manufacturers, not "seconds." We buy truckloads of major makers' overproduction. They won't let us to reveal their names, but when you receive them you'll probably recognize them as among the HIGHEST QUALITY PREMIUM DISKS made—labeled or unlabeled. Can't be guaranteed 100% error free. MONEY BACK. SATISFACTION GUARANTEED FAST 48 HOUR SHIPPING. "BOXED" comes complete with sleeves and labels. "BULK" does not.

Prices are per disk	100	500	1K	5K	10K	100	500	1K	5K	10K
SS/DD 350K for Apple II series HDU1	45c	42c	36c	36c	33c	56c	53c	50c	47c	44c
SS/DD for Single side computers HDU1	50c	57c	50c	50c	46c	75c	67c	65c	63c	57c
SS/DD for IBM-PC & compatibles HDU2	67c	60c	56c	56c	54c	85c	75c	68c	66c	64c
DS/HD "Hi-Density" for IBM-AT HDU4	2.15	2.12	2.10	2.08	1.99	2.40	2.25	2.22	2.20	2.18
3 1/2" SS "MAC" DISKS HDU3	1.98	1.83	1.90	1.87	1.84	1.99	1.96	1.93	1.90	1.87
5 1/4" SLEEVES, #24 white wave #SLV	4c	3.5c	3c	2.8c	2.6c	Specify BULK or BOXED when ordering disk.				
5 1/4" SLEEVES, white tyvek #TVK	6c	5c	4.5c	4.3c	4.1c					

COMPUTER SUPPLIES AT WHOLESALE PRICES!
UNIFILE-10, library storage cases, holds 10 disks 99c 10/95 each
UNIFILE-70, like "File-File", holds 70 disks \$8.88 24/57.99 each
UNIFILE-100, w/lock and key, holds 100 disks \$13.88 24/52.49 each
UNIFILE-40, for 40 "MAC" disks, flip-type \$8.88 24/57.99 each
UNI-NOTCH, for Apple/Commodore, accesses 2nd side of disk \$9
UNIPAK DISKETTE MAILERS, fits two 5 1/4" disks 10/55

HOW TO ORDER: Pay by MC-VISA-Amex-COD or send check with order. Include \$3 for shipping & handling +\$2 if COD. All orders MUST include daytime phone & street address. Minimum order \$20. WE CAN SHIP OPEN ACCOUNT TO SCHOOLS & LARGE FIRMS (Minimum purchase order \$100) Money-back 30 day satisfaction guarantee! Send for free flyer with 100's of discount supplies and expansion cards!

TOLL FREE (800)343-0472
UNITECH
IN MASS: (617)UNI-TECH
200 HURLEY ST.
CAMBRIDGE, MA 02141

STATE-OF-THE-ART MAGNETIC MEDIA

5 1/4" DISKETTES

- With Hub Rings
 - Write Protect Tabs
 - Envelopes
 - User ID Labels
 - In Factory Sealed Poly Packs of 10
- (YOU GET EVERYTHING BUT THE BOX)
Prices are per Disk

QTY.	50	100	500	1000
SSDD	.59	.56	.52	.49
DSDD	.64	.61	.57	.54

Library Case Holds 15 Diskettes, Only ... \$1.00! plus 50¢ S&H

The 100 File, Only ... \$10.95! plus \$2.00 S & H
100% ERROR FREE — LIFETIME WARRANTY
Min. order \$25.00. Add 10% for less than 50 diskettes. Shipping and Handling: \$4.00 per 100 diskettes. Reduced shipping for larger quantities. C.O.D. add \$4.00. Cash or certified check.

Precision Data Products
P.O. Box 8367, Grand Rapids, MI 49508
(616) 452-3457 • Michigan 1-800-632-2468
Outside Michigan 1-800-258-0028

DISKS 69c

Foolish to pay more. Dangerous to pay less.

	1-50	51+
5.25" SSDD	.79	.69
5.25" DSDD	.89	.79
PC FORMATTED	1.09	.99
AT 1.2MB/3.5 1D (Mac)	1.99	CALL
P.O. Box 883362 San Francisco, CA 94188 In California 415-550-0512 USA orders 800-431-6249 In Canada 403-428-6229		
BLACKSHIP COMPUTER SUPPLY		
Add \$3.00 shipping and handling per 100 Diskettes. COD add \$1.95. (CA residents add 6.5% sales tax) VISA MC COD		

The New Automatic Proofreader For Commodore

Philip I. Nelson, Assistant Editor

Now it's easier than ever to type in Commodore programs published in COMPUTE!. This completely new version of the Automatic Proofreader is a significant improvement over the old Proofreader and catches almost any typing mistake that can be made. A single version now works on the Commodore 64, 128, VIC-20, Plus/4, and 16. Starting with this issue, all BASIC programs published in COMPUTE! for these computers are listed in the new Proofreader format. They cannot be checked with the old Proofreader.

"The New Automatic Proofreader" is a short error-checking program that helps you type in COMPUTE! program listings without typing mistakes. The Proofreader conceals itself in memory and doesn't interfere with the program you're typing. Each time you press RETURN to enter a program line, the Proofreader displays a two-character value called a *checksum* in reverse video at the top of your screen. If you've typed the line correctly, the checksum on the screen matches the one in the printed listing—it's that simple. You don't have to use the Automatic Proofreader to enter COMPUTE!'s printed listings, but doing so greatly reduces your chances of making a typo.

Getting Started

First, type in the Automatic Proofreader program below *exactly* as it appears in the listing. Since the Proofreader can't check itself before it exists, type carefully to avoid mistakes. Don't omit any lines, even if they contain unfamiliar commands or you think they don't apply to your computer.

When you're finished, save at least two copies on disk or tape *before running it for the first time*. This is very important because the Proofreader erases the BASIC portion of itself when it runs, leaving only the machine language (ML) portion in memory.

When that's done, type RUN and press RETURN. After announcing which computer it's running on, the Proofreader installs the ML routine in memory, displays the message PROOFREADER ACTIVE, erases the BASIC portion of itself, and ends. If you type LIST and press RETURN, you'll see that no BASIC program remains in memory. The computer is ready for you to type in a new program listing.

Entering Programs

Once the Proofreader is active, you can begin typing in a BASIC program as usual. Every time you finish typing a line and press RETURN, the Proofreader displays the two-letter checksum in the upper-left corner of the screen. Compare this checksum with the two-letter checksum printed next to the corresponding line in the COMPUTE! program listing. If the letters match, you can be pretty certain the line is typed correctly. Otherwise, check for a mistake and correct the line.

The Proofreader ignores space characters that aren't enclosed in quotation marks, so you can omit spaces (or add extra ones) between keywords and still see a matching checksum. For example, these two lines generate the same checksum:

```
10 PRINT "THIS IS BASIC"
10 PRINT "THIS IS BASIC"
```

However, since spaces inside quotation marks are generally sig-

nificant, the Proofreader pays attention to them. For instance, these two lines generate different checksums:

```
10 PRINT "THIS IS BASIC"
10 PRINT "THIS ISBA SIC"
```

A common typing mistake is transposition—typing two successive characters in the wrong order, like PIRNT instead of PRINT or 64378 instead of 64738. The old Commodore Proofreader couldn't detect transposition errors. Because the new Proofreader computes the checksum with a more sophisticated formula, it is sensitive to the *position* of each character within the line and thus catches transposition errors.

The Proofreader does not accept keyword abbreviations (for example, typing ? instead of PRINT). If you prefer to use abbreviations, you can still check the line with the Proofreader: Simply LIST the line after typing it, move the cursor back onto the line, and press RETURN. LISTing the line substitutes the full keyword for the abbreviation and allows the Proofreader to work properly. The same technique works for rechecking a program you've already typed in: Reload the program, LIST several lines on the screen, and press RETURN over them.

If you are using the Proofreader on the Commodore Plus/4, 16, or 128 (in 128 mode), *do not perform any GRAPHIC commands while the Proofreader is active*. When you perform a command like GRAPHIC 1, the computer moves everything at the start of BASIC program space—including the Proofreader—to another memory area, causing the Proofreader to crash. The same

thing happens if you run any program that contains a GRAPHIC command. The Proofreader deallocates any graphic areas before installing itself in memory, but you are responsible for seeing that the computer remains in this configuration.

Though the Proofreader doesn't interfere with other BASIC operations, it's always a good idea to disable it before running any other program. Some programs may need the space occupied by the Proofreader's ML routine, or may create other memory conflicts. However, the Proofreader is purposely made difficult to dislodge: It's not affected by tape or disk operations, or by pressing RUN/STOP-RESTORE. The simplest way to disable it is to turn the computer off, then on again.

A gentler method to disable the Proofreader is to SYS to the computer's built-in reset routine. Here are the SYS statements required for various Commodore computers:

Computer Reset Command

64	SYS 64738
128	SYS 65341
VIC-20	SYS 64802
Plus/4	SYS 65526
16	SYS 65526

Inside The Commodore Proofreader

Writing a machine language program that works on five different computers is no small task. The first hurdle is finding a safe place to put the code. Though the cassette buffer is an obvious choice, it's located in different places on various machines, and putting ML there creates problems for tape users. Instead, the Proofreader uses 256 bytes of BASIC programming space.

Before it installs the routine in memory, the Proofreader checks which computer you're using. Then it stores the ML at the bottom of BASIC memory and protects itself by moving the computer's start-of-BASIC pointer to a spot 256 bytes higher in memory. Once that's done, the Proofreader activates the ML routine and erases itself with NEW. Note that because the Proofreader overwrites its first few BASIC lines, it's critical not to de-

lete anything from the first portion of the program.

The ML portion of the Proofreader wedges into one of the operating system's built-in routines (CRUNCH). The system calls CRUNCH every time you enter a line from the keyboard (it can be a numbered program line or a direct command without a line number). Before the computer digests the line, it uses CRUNCH to convert BASIC keywords like PRINT into *tokens*—one- or two-byte numbers that represent the keyword. By changing the CRUNCH vector to point to the ML checksum routine, we can make the computer figure the checksum before it tokenizes the line with CRUNCH.

The checksum routine initially sets the checksum to equal the low-byte and high-byte values of the current line number. Then it scans the line, multiplying the ASCII value of each character by its position in the line and adding the result to the two-byte checksum as it moves down the line. After scanning the whole line, the Proofreader performs an *exclusive or* operation on the two bytes of the checksum and displays the final result as two alphabetic characters in reverse video. Though the final checksum could have been displayed as a two-digit hexadecimal number, the Proofreader uses letters so that no harm will be done if you accidentally press RETURN over the line containing the checksum.

Once this is done, the Proofreader restores everything to normal and jumps to CRUNCH, which handles the line as usual.

Commodore Compatibility

If you own a Commodore 64, you may already have wondered whether the Proofreader works with other programming utilities. The answer is generally yes, if you are using a 64 and if you activate the Proofreader after installing the other utility. There's no way to promise, of course, that the Proofreader will work with any and every combination of utilities you might want to use. Any program that disturbs the CRUNCH vector or the memory area where the Proofreader resides will probably crash the system without delay.

When using the Proofreader with another utility, you should disable both programs before running a BASIC program.

The New Automatic Proofreader For Commodore

```

10 VEC=PEEK(772)+256*PEEK(773)
   :LO=43:HI=44
20 PRINT "AUTOMATIC PROOFREADER FOR ";:IF VEC=42364 THEN
   {SPACE}PRINT "C-64"
30 IF VEC=50556 THEN PRINT "VIC-20"
40 IF VEC=35158 THEN GRAPHIC CLR:PRINT "PLUS/4 & 16"
50 IF VEC=17165 THEN LO=45:HI=46:GRAPHIC CLR:PRINT"128"
60 SA=(PEEK(LO)+256*PEEK(HI))+6:ADR=SA
70 FOR J=0 TO 166:READ BYT:POKE ADR,BYT:ADR=ADR+1:CHK=CHK+BYT:NEXT
80 IF CHK<>20570 THEN PRINT "**ERROR* CHECK TYPING IN DATA STATEMENTS":END
90 FOR J=1 TO 5:READ RF,LF,HF:RS=SA+RF:HB=INT(RS/256):LB=RS-(256*HB)
100 CHK=CHK+RF+LF+HF:POKE SA+LF,HB:POKE SA+HF,HB:NEXT
110 IF CHK<>22054 THEN PRINT "*ERROR* RELOAD PROGRAM AND {SPACE}CHECK FINAL LINE":END
120 POKE SA+149,PEEK(772):POKE SA+150,PEEK(773)
130 IF VEC=17165 THEN POKE SA+14,22:POKE SA+18,23:POKE SA+29,224:POKE SA+139,224
140 PRINT CHR$(147);CHR$(17);"PROOFREADER ACTIVE":SYS SA
150 POKE HI,PEEK(HI)+1:POKE (PEEK(LO)+256*PEEK(HI))-1,0:NEW
160 DATA 120,169,73,141,4,3,16
   9,3,141,5,3
170 DATA 88,96,165,20,133,167,165,21,133,168,169
180 DATA 0,141,0,255,162,31,181,199,157,227,3
190 DATA 202,16,248,169,19,32,210,255,169,18,32
200 DATA 210,255,160,0,132,180,132,176,136,230,180
210 DATA 200,185,0,2,240,46,201,34,208,8,72
220 DATA 165,176,73,255,133,176,104,72,201,32,208
230 DATA 7,165,176,208,3,104,208,226,104,166,180
240 DATA 24,165,167,121,0,2,133,167,165,168,105
250 DATA 0,133,168,202,208,239,240,202,165,167,69
260 DATA 168,72,41,15,168,185,211,3,32,210,255
270 DATA 104,74,74,74,168,185,211,3,32,210
280 DATA 255,162,31,189,227,3,149,199,202,16,248
290 DATA 169,146,32,210,255,76,86,137,65,66,67
300 DATA 68,69,70,71,72,74,75,77,80,81,82,83,88
310 DATA 13,2,7,167,31,32,151,116,117,151,128,129,167,136,137

```


MultiMemory

For Commodore 64 And Apple

Patrick Parrish, Programming Supervisor

This short utility partitions free memory so several BASIC programs can be loaded into your computer at once. Among other things, it's a great aid during program development—you can keep a couple of BASIC programming utilities at hand as you work, or test alternate versions of new routines before adding them to your main program. The Apple version works on all Apple II series computers with either DOS 3.3 or ProDOS.

The idea of partitioning memory into several modules which can contain separate programs is not new—Charles Brannon relied on BASIC pointers to split the PET into four 8K blocks with "Quadra-Pet" (COMPUTE!, June 1981), and Feeman Ng later partitioned the 64 into three 12K blocks with "Triple 64" (COMPUTE!'s GAZETTE, April 1985). Much like these earlier programs, "MultiMemory" divides free memory in your Commodore 64 or Apple into independent workspaces. Three partitions are set up in the 64, and four in the Apple. As before, you can load different BASIC programs into the computer at once. These could be utilities, applications, or games. And, once again, you can save and load programs from any of these areas without affecting the others.

But MultiMemory goes one step further. Not only are the BASIC programs in each module protected from one another, but the variables generated by each are protected as well. Any program can

change a variable's value without affecting identically named variables that may exist in other partitions. That means there's even less chance of conflict between the programs, allowing you more flexibility when using MultiMemory.

Entering MultiMemory

The BASIC languages in the 64 and Apple were both written by Microsoft, Inc. and thus share numerous similarities. Nowhere is this more clearly seen than in a section of memory called *zero page* (locations 0–255), where many BASIC pointers are stored. If you compare detailed memory maps for these computers, you'll find that many zero-page pointers, though located at slightly different addresses, are the same on these two machines. MultiMemory takes advantage of this by using identical zero-page pointers in the 64 (locations 43–56) and in the Apple (locations 103–116) to split up free memory. As a result, the 64 and Apple versions of MultiMemory are alike in many ways.

Whether you have a 64 or an Apple II series computer, MultiMemory is entered in the same fashion. Both versions contain short machine language routines entered by a BASIC loader. Carefully type Program 1 for the 64 or Program 2 for the Apple and save a copy to disk or tape before running it for the first time.

When you run MultiMemory, line 100 sets the top of BASIC memory for the first partition. This is memory location 16384 (64*256)

on the 64 and location 8192 on the Apple (we'll see why later).

Line 110 POKes the machine language routine in lines 150–330 into a safe place in memory. On the 64, it's placed at the top of BASIC RAM (40769) just below BASIC ROM (40960). On the Apple, it resides at location 38251 just below DOS (38400). These areas are relatively safe from memory conflicts.

Line 120 checks to see if the machine language data has been correctly typed. Lines 130 and 140 place zeros in three sequential locations at the start of each memory module. The first zero is required to indicate the start of BASIC. The second and third zeros NEW each memory module. Finally, the NEW command in line 140 clears the BASIC loader from memory and leaves us in module 1.

Three Or Four Computers

To access any module on the 64, type SYS 40769 and press RETURN. The cursor will disappear. Now, pick a work area by typing 1, 2, or 3. For a test, let's choose partition number 2. A tone sounds as the partition number is displayed on the screen. That's all it takes to switch modules.

If you're using an Apple, type CALL 38251 and press RETURN. Choose among work areas 1 to 4. Again, for a test, specify number 2. A tone sounds, the partition number is displayed, and we're ready to program.

When you type LIST, you'll see that module 2 is empty. Now type PRINT FRE(0) to determine how much memory is available in this

module. The 64 should show about 16K free, and the Apple about 8K. On either machine, there is plenty of room for a short BASIC program and its variables. To see that both a program and its variables remain intact within a particular module, let's enter and run a program in module 2 and then do the same in module 1.

While in module 2, type and run this program:

```
10 REM EXAMPLE 2
20 A$="MODULE #2"
30 FOR I=1 TO 20:NEXT I
```

After running this program, type PRINT A\$,I and press RETURN. You should see this:

```
MODULE #2      21
```

Save this program to disk or tape with the filename "P2."

Now let's go to another module. Before we do this, list the program in module 2 so that it's at the bottom of the screen. Now type SYS 40769 on the 64 or CALL 38251 on the Apple and choose module 1.

Independent Variables

After entering module 1, type LIST to prove that our first program has been left behind in module 2. Again, if you wish, type PRINT FRE(0) to determine the amount memory available in this module. The 64 should show about 14K and the Apple approximately 6K.

Program "P2" should still be on the screen. Even though it was listed in module 1, it remains visible if you switch partitions without clearing the screen. This makes it possible to copy program lines from one module to another with the screen editor. Simply use the screen editing keys to cursor up to line 10. Change the 2 in this line to a 1 and hit RETURN to enter this line in memory (Apple users must cursor to the end of the line before pressing RETURN, of course). Line 10 is now copied into memory in module 1 without disturbing line 10 in module 2.

If the BASIC screen prompts do not obscure the other program lines, you can copy them to module 1 in the same manner. At any rate, lines 20 and 30 should read:

```
20 A$="MODULE #1"
30 FOR I=1 TO 10:NEXT I
```

As you did before, run the program and then type PRINT A\$,I. The result is:

```
MODULE #1      11
```

Save this program on disk or tape as "P1."

Now, go back to module 2 with SYS 40769 or CALL 38251 and type LIST. You should see program "P2" on the screen unchanged. Print the values for A\$ and I. You'll see they still have the values they had when we left module 2.

Applications

As you can imagine, this process can be very valuable if you're writing and debugging your own programs. Suppose you're writing a program in module 1 and you need a subroutine from a BASIC program you have on disk. Maybe you aren't sure which disk the program is on. On the 64, normally you'd have to save the program currently in memory before looking at the disk directory, because the directory overwrites the BASIC workspace. (On the Apple, this wouldn't be a problem, since the disk catalog is not loaded into the BASIC workspace.)

With MultiMemory, you can nimbly jump to another module, load the directory there to find the program you need, and then load it into that module or the third module, leaving the directory intact. And, once you've found the subroutine you need from your earlier program, you can list it on the screen, shift back to the first partition, and copy the lines by RETURNing over them.

Now suppose that some bug in your program keeps the subroutine from working as you expected. Since variables retain their values within each program module, you can test each routine separately, compare the resulting variables, and make changes to your working version where needed.

With all this jumping from module to module, you might lose track of which partition you're in. To find out, you can type PRINT PEEK(40914) on the 64 or PRINT PEEK(38339) on the Apple.

In addition to aiding program development, MultiMemory can be used to hold a few BASIC programs that can be run individually. For

instance, you might have a series of BASIC programs that, in sequence, manipulate data stored on disk. The first program could read in the data, manipulate it, and then write the results back to disk. In turn, a second or third program (or on the Apple, even a fourth) stored in the other workspaces could do the same. Or you could designate one BASIC workspace for data storage, much like a RAM disk.

Before undertaking any sophisticated programming applications with MultiMemory, however, you should consider how it works and keep in mind a few restrictions on its use.

Memory Ceilings

As mentioned earlier, MultiMemory uses a series of BASIC pointers in zero page to set up each workspace. The values required by these pointers for each module are stored in a lookup table at the end of the program. Whenever you SYS or CALL MultiMemory, it stores the current zero-page values in positions within this table which correspond to the current module. The program then waits for you to specify the next module.

When you pick a module, MultiMemory reads the zero-page pointer values for the module and places them in their proper zero page locations. The pointers transferred are the starting addresses for the location of the BASIC program, the array and nonarray variables, the string variables, and the top of BASIC memory.

The barriers separating the partitions were selected to keep MultiMemory compatible with most programs. On the 64, the first module runs from memory locations 2048-16383; the second, from 16384-32767; and the third, from 32768-40768. Partitions are placed on 16K boundaries because the 64's VIC-II chip can address only one 16K block at a time. The VIC-II chip is responsible for handling the 64's video display—such things as sprite shapes, screen memory, and character data.

On the Apple, the first module runs from memory locations 2048-8191; the second, from 8192-16383; the third, from 16384-27317; and the fourth, from 27318-38250.

Note that the location of module 2 coincides with the Apple's first high-resolution graphics page. That means any programs which use the hi-res graphics page should be loaded into another module. And, of course, any programs loaded into module 2 will likely be erased if a program in another module uses the hi-res page.

Program 1: MultiMemory For Commodore 64

For instructions on entering this listing, please refer to "The New Automatic Proofreader for Commodore" in this issue of COMPUTE!

```
XA 100 POKE56,64:CLR
CR 110 FOR I=40769TO40959:READA
      :POKEI,A:X=X+A:NEXT
DH 120 IFX<>22456THENPRINT"ERR
      OR IN DATA STATEMENTS."
      :STOP
KA 130 POKE16384,0:POKE16385,0
      :POKE16386,0
RA 140 POKE32768,0:POKE32769,0
      :POKE32770,0:NEW
JD 150 DATA 174,210,159,189,21
      0,159,170,160,0,185
QJ 160 DATA 43,0,157,214,159,2
      32,200,192,14,208
SG 170 DATA 244,32,228,255,41,
      15,240,249,201,4
BA 180 DATA 176,245,72,72,169,
      35,32,210,255,104
QR 190 DATA 24,105,48,32,210,2
      55,169,13,32,210
```

```
BG 200 DATA 255,32,143,159,104
      ,170,142,210,159,189
CF 210 DATA 210,159,170,160,0,
      189,214,159,153,43
CR 220 DATA 0,232,200,192,14,2
      08,244,96,169,0
HS 230 DATA 168,153,0,212,200,
      192,25,144,248,169
PX 240 DATA 15,141,24,212,169,
      10,141,5,212,169
PK 250 DATA 84,141,15,212,169,
      39,141,1,212,169
MQ 260 DATA 20,141,4,212,169,2
      1,141,4,212,162
RA 270 DATA 0,134,251,160,0,20
      0,208,253,232,208
XD 280 DATA 250,230,251,165,25
      1,201,4,208,242,169
DD 290 DATA 0,141,4,212,96,1,0
      ,14,28,1
HJ 300 DATA 8,3,8,3,8,3,8,0,64
      ,0
JK 310 DATA 64,0,64,1,64,3,64,
      3,64,3
GE 320 DATA 64,0,128,0,128,0,1
      28,1,128,3
DR 330 DATA 128,3,128,3,128,65
      ,159,65,159,65,159
```

Program 2: MultiMemory For Apple

For instructions on entering this listing, please refer to "COMPUTE!'s Guide to Typing In Programs" in this issue of COMPUTE!

```
B6 100 HIMEM: 8192
B3 110 FOR I = 38251 TO 38399: R
      EAD A: POKE I,A:X = X + A
      : NEXT
B8 120 IF X < > 16759 THEN PRINT
```

```
"ERROR IN DATA STATEMENT
S.": STOP
5F 130 POKE 8192,0: POKE 8193,0:
      POKE 8194,0
B6 140 POKE 16384,0: POKE 16385,
      0: POKE 16386,0: POKE 273
      18,0: POKE 27319,0: POKE
      27320,0: NEW
B3 150 DATA 174,195,149,189,195,
      149,170,160
C6 160 DATA 0,185,103,0,157,200,
      149,232
2F 170 DATA 200,192,14,208,244,1
      73,0,192
52 180 DATA 201,128,144,249,141,
      16,192,170
A8 190 DATA 41,15,240,241,201,5,
      176,237
14 200 DATA 72,32,58,255,169,163
      ,32,237
C8 210 DATA 253,138,32,237,253,3
      2,142,253
B8 220 DATA 104,170,142,195,149,
      189,195,149
31 230 DATA 170,160,0,189,200,14
      9,153,103
49 240 DATA 0,232,200,192,14,208
      ,244,165
C7 250 DATA 105,133,175,165,106,
      133,176,96
78 260 DATA 1,0,14,28,42,1,8,3
2F 270 DATA 8,3,8,3,8,0,32,0
47 280 DATA 32,0,32,1,32,3,32,3
6E 290 DATA 32,3,32,0,64,0,64,0
B1 300 DATA 64,1,64,3,64,3,64,3
BE 310 DATA 64,182,106,182,106,1
      82,106,183
58 320 DATA 106,185,106,185,106,
      185,106,107
89 330 DATA 149,107,149,107,149
```

EPSON	
LX90	\$234.95
HS80 Letterjet	318.95
JX80	448.95
FX185	454.95
LO1500 (PAR)	949.95
FX85	331.95
LX80	210.95
STAR MICRONICS	
SG10	\$210.95
SG10C	234.95
SG15	368.95
SD10	321.95
SD15	440.95
SR10	468.95
SR15	581.95
Power type	299.95
CITIZEN	
MSP10	\$274.95
MSP15	438.95
MSP20	438.95
MSP25	548.95
PANASONIC	
1091	\$231.95
1092	368.95
1093	424.95
3151	424.95
3131	259.95
OKIDATA	
Okimate 10	\$170.95
Okimate 20	209.95
182	219.95
192	349.95
193	514.95
84	640.95
LEGEND	
808/NLQ	\$149.95
1080/NLQ	205.95
1380	259.95
1380S	294.95
JUKI	
6000	\$189.95
6100	379.95
6300	769.95
TOSHIBA	
P351	\$1289.95
1340	599.95
DAISYWRITER	
2000	\$739.95

N.E.C.	
2030	\$699.95
2050	699.95
3530	1309.95
3550	1389.95
MODEMS	
ANCHOR	
Volkmodem 12	\$179.95
Signalman Express	299.95
Lightning 2400	399.95
Westridge	59.95
DIGITAL DEVICES	
300 Baud (Atari)	\$98.95
HAYES	
300	\$137.95
300/1200	386.95
1200 B w/software	378.95
1200B	349.95
NOVATION	
Smart Cat Plus (1200)	\$309.95
Professional 2400	629.95
SUPRA	
MPP1000E (Atari)	\$54.95
MPP1064 (C-64)	54.95
CAL-ABCO	
Smart Team 1200	\$199.95
C.D.I.	
Mitey Mo (64)	\$59.95

SUPRA	
MTP1150	\$45.95
DIGITAL DEVICES	
U Print/Port	\$49.95
U Print/16K	69.95
U Print/64K	79.95
CARDSCO	
G-Wiz	\$48.95
AT-1 (Atari)	48.95
TYMAC	
Epson	\$58.95
PAR (Centronics Std.)	54.95
DISKETTES	
BONUS	
SS/DD	\$ 9.50
DS/DD	13.50
NO LABEL (with Pen & Flip-n-file)	
SS/DD	\$10.50
DS/DD	14.50
MAXELL	
MD1	\$15.95
MD2	19.95
32.95	38.95
MEMOREX	
SS/DD	\$12.50
DS/DD	16.50
FF30/20SS/DD	— 59.95
FF50/20SS/DD	36.95
FF50/20DS/DD	42.95
All Diskettes Carry a Lifetime Warranty	

PRINCETON	
Max 12E	\$189.95
HX-9	459.95
HX-9E	519.95
HX-12	469.95
HX-12E	555.95
SR-12	589.95
SR-12E	649.95
NEC	
1201 (Green)	\$99.95
1205 (Amber)	99.95
1280 (TTL Green)	148.95
1285 (TTL Amber)	148.95
1460	269.95
1401 (R.G.B.)	659.95
ZENITH	
ZVM 122/123	\$ 74.95
ZVM 124 (TTL Amber)	149.95
ZVM 131 (RGB)	279.95
ZVM 135 (RGB/Color)	459.95
TEKNIKA	
MJ-10	\$178.95
MJ-22	254.95
AMDEK	
300G	\$116.95
300A	126.95
310A	144.95
Color 300	175.95
Color 500	339.95
Color 600	398.95
Color 700	468.95
Color 710	538.95
Color 722	579.95

AST	
Six Pack Plus	\$239.95
Advantage (AT)	399.95
Graph Pak	589.95
Preview	299.95
Mono Graph Plus	389.95
5251/11	799.95
5251/12	579.95
EVEREX	
Color Card	\$295.95
Magic Card	185.95
HERCULES	
Color	\$169.95
Graphics	289.95
PARADISE	
Five Pack	\$159.95
Mono	149.95
Modular Graphics	279.95
Multi Display	209.95
TECMAR	
Graphics Master	\$459.95
Captain 64	189.95
DISK DRIVES	
INDUS	
GT (Atari)	\$198.95
GT (Commodore)	218.95
TANDON	
TM100-2	\$109.95
TEAC	
55B	\$104.95

WESTERN REGION
1-800-351-3455

In CA Call: 1-800-351-3422



WESTERN REGION
11327 Trade Center Drive
Suite 335
Rancho Cordova, CA 95670
Customer Service: 916-635-3455

ORDER TOLL FREE

“Where Prices are Born, Not Raised.”

WHITE HOUSE COMPUTER

No deposit on C.O.D. orders. Free freight on all prepaid cash orders over \$300 in the Continental U.S.A. APO and FPO orders add \$5.00 per hundred. Free shipping for PA residents. PA residents add 6% sales tax. All defective products must have a prior R.A. number.
Hours: Monday thru Friday 9 a.m. - 6 p.m.

EASTERN REGION
1-800-351-3442



EASTERN REGION
P.O. Box 4025
Williamsport, PA 17701
Customer Service:
717-322-7700

MASTER CARD 4% VISA 4% AMERICAN EXPRESS 5%

www.commodore.ca

Experimenting With SID Sound

Mark A. Currie

This versatile program for the Commodore 64 lets you experiment with a wide variety of sound effects and listen to how they sound in a preprogrammed song.

The Commodore 64's SID (Sound Interface Device) chip offers the ability to create a great number of rich, distinctive sounds. But sound programming involves so many different parameters (controlling values) that testing even a few different combinations can consume a lot of time. This program lets you change and experiment with any of the SID parameters quickly and easily. Once you have designed a sound, you can test its actual effect by playing it in a preprogrammed song.

Type in and save a copy of the program before running it for the first time. When you type RUN, the main menu displays 12 choices:

- | | |
|-------------------|------------------------|
| 1 WAVEFORM | 2 PULSE WIDTH |
| 3 ATTACK/DECAY | 4 SUSTAIN/RELEASE |
| 5 LOUDNESS | 6 SYNCHRONIZE V1 to V3 |
| 7 RING MODULATION | 8 FILTERS |
| 9 PLAY MUSIC | 10 ZERO VARIABLES |
| 11 QUIT | 12 LIST OF EFFECTS |

The first eight options let you design a sound by changing one or more of the SID chip's parameters. In each case, the computer tells you what range of values is allowed and prevents you from entering illegal values. If you select an option and decide not to change anything, press RETURN without entering any value. Let's look at each option in turn.

Option 1 lets you select one of four different SID waveforms—triangle, sawtooth, pulse, or noise. Each has its own distinctive tone. If you select the pulse waveform you must also set the pulse width to some nonzero value with Option 2. Options 3 and 4 permit you to adjust the ADSR (attack/decay/sustain/release) envelope of the sound. Each of the four ADSR parameters can be set separately to any number from 0–15.

Attack controls the rate at which the sound rises from zero to full volume. *Decay* controls the rate at which it falls from the level it reached at the end of the attack cycle to the volume level set by the sustain setting. *Sustain* sets the volume level the note will maintain from the end of the decay cycle until the note is turned off. And *release* controls how fast the note fades away after it's turned off. Since all four ADSR settings con-

tribute to the ultimate result, it may take some experimenting to find exactly the envelope you want. Option 5 sets the SID's master volume control, accepting values from 0 (silence) to 15.

As you may know, the SID chip has three separate voices or tone generators. Option 6 permits you to synchronize two of these voices (1 and 3), producing effects

which neither voice could produce alone. Note that voice 3's frequency must be set to some nonzero value before synchronization can work. This program lets you set voice 3's frequency to an unchanging value or to values that vary along with voice 1's frequency changes. Option 7 selects ring modulation: This effect is generated much like synchronization, but produces quite different effects. Again, you must set voice 3's frequency to a static value or an offset of the frequency for voice 1.

Note that while this program uses only voices 3 and 1 for synchronization and ring modulation, you may use these effects with other voice combinations in your own programs. In this case, voice 3's frequency affects voice 1. With the same techniques, you can affect voice 2 by voice 1's frequency, or affect voice 3 by voice 2's frequency. No matter which combination is used, you must supply frequency values for both of the voices involved.

Option 8 controls the filter, allowing you to change six different parameters. You may turn four different types of filters on or off and set the overall cutoff frequency and resonance for the filters. Filtering permits only certain specified frequencies to pass unchanged. Frequencies outside the specified range are much quieter or inaudible. You can choose from four types of filters: low-pass, band-pass, high-pass, and notch-reject. When a filter is on, you can also choose an overall filter resonance value.

Resonance emphasizes frequencies near the cutoff frequency of the filter.

Customized Music

When you select Option 9, the program plays a song using the sound you have designed. Don't be discouraged if the results aren't exactly what you expect at first. Sometimes a minor change in only one or two parameters (particularly those controlling the ADSR envelope) makes a big difference in the ultimate effect.

Option 10 clears all sound parameters to zero to clear the slate for a new sound. Note that the SID chip produces silence when every parameter is zero: The least you must do to produce a sound is turn on a waveform, set the volume to a nonzero level, and define some sort of ADSR envelope. To help you get started, this program begins by choosing maximum volume, a pulse waveform (with pulsewidth of 2048), an attack value of 1, and a decay of 9.

After designing a sound that you like, you may wish to use it in a program of your own. Option 12 generates two lists for that purpose. The first list summarizes the sound parameters currently in effect. The second list includes all the SID control locations and indicates which values to POKE into each register to reproduce the current sound. Although this program makes only one voice audible, you can achieve even more interesting effects by activating more than one voice at a time.

Sound Experimenter

For instructions on entering this listing, please refer to "The New Automatic Proofreader for Commodore" in this issue of COMPUTE!

```
DA 100 POKE53280,6:PRINT"{CLR}
{7 DOWN}"SPC(9)"C64 SOU
ND EXPERIMENTS":FORT=1T
O1300:NEXT
GG 110 L1=15:W1=65:A1=25:D1=9:
S1=0:W2$="PULSE":P1=204
8:L2=15:F1$="NO":P2%=8
JK 120 PRINT"{CLR}{DOWN}
{5 SPACES}{RVS}
{5 SPACES}SOUND EFFECT
{SPACE}MENU{5 SPACES}
{OFF}{4 DOWN}"
GE 130 PRINT"{RVS}1{OFF} WAVE
FORM{9 SPACES}{RVS}2
{OFF} PULSE WIDTH
{DOWN}
KK 140 PRINT"{RVS}3{OFF} ATTA
CK/DECAY{5 SPACES}{RVS}
4{OFF} SUSTAIN/RELEASE
```

```
{SPACE}{DOWN}
PD 150 PRINT"[RVS]5{OFF} LOUD
NESS{9 SPACES}{RVS}6
{OFF} SYNCHRONIZE V1TOV
3
QC 160 PRINT"[RVS]7{OFF} RING
MODULATION{2 SPACES}
{RVS}8{OFF} FILTER/RESO
NANCE{DOWN}
BK 170 PRINT"[RVS]9{OFF} MUSI
C PLAYER{5 SPACES}{RVS}
10{OFF} ZERO VARIABLES
{DOWN}
QX 180 PRINT"[RVS]11{OFF} QUI
T{12 SPACES}{RVS}12
{OFF} LIST OF EFFECTS
{DOWN}"
KB 190 INPUT"{2 DOWN}ENTER NUM
BER OF YOUR SELECTION";
A
QA 200 ON A GOTO520,340,220,28
0,790,370,630,820,1370,
1030,1670,1040
FS 210 GOTO120
RQ 220 PRINT"{CLR}{2 DOWN}SET
{SPACE}ATTACK VALUE BET
WEEN 0 & 15"
BS 230 PRINT"[DOWN]CURRENT VAL
UE OF ATTACK IS";(A1-D1
)/16
PB 240 INPUT"{DOWN}";A3:A2=A3*
16
SX 250 PRINT"{2 DOWN}SET DECAY
VALUE BETWEEN 0 & 15"
XS 260 PRINT"[DOWN]CURRENT VAL
UE OF DECAY IS";D1
HS 270 INPUT"{DOWN}";D1:A1=A2+
D1:GOTO120
FC 280 PRINT"{CLR}{2 DOWN}SET
{SPACE}SUSTAIN VALUE BE
TWEEN 0 & 15"
QK 290 PRINT"[DOWN]CURRENT VAL
UE OF SUSTAIN IS";(S1-R
1)/16
DJ 300 INPUT"{DOWN}";S3:S2=S3*
16
XX 310 PRINT"{2 DOWN}SET RELEA
SE VALUE BETWEEN 0 & 15
"
GE 320 PRINT"[DOWN]CURRENT VAL
UE OF RELEASE IS";R1
BF 330 INPUT"[DOWN]";R1:S1=S2+
R1:GOTO120
EE 340 PRINT"{CLR}{3 DOWN}SELE
CT A PULSE WIDTH BETWEE
N 0 & 4095"
HS 350 PRINT"{2 DOWN}CURRENT P
ULSE WIDTH IS";P1
EX 360 INPUT"[DOWN]";P1:P2%=P1
/256:P3%=P1-256*P2%:GOT
O120
DA 370 PRINT"{CLR}{3 DOWN}DO Y
OU WANT SYNCHRONIZING?"
FX 380 INPUT"TYPE Y OR N ";B$
FC 390 IFB$="N"THENW1=W1AND253
:S2=0:GOTO120
JH 400 IFB$="Y"THENW1=(W1AND25
1)OR2:GOTO420
GX 410 GOTO380
AE 420 PRINT"[2 DOWN]PRESENT F
REQUENCY OF V3(VOICE3)I
S";V4
PC 430 INPUT"{2 DOWN}ENTER FRE
QUENCY FOR V3";V4:V3=IN
T(V4*16.4)
QK 440 V4%=V3/256:V5%=V3-(256*
V4%)
FD 450 PRINT"[2 DOWN]DO YOU WA
NT V3 TO BE OFFSET
RG 460 PRINT"FROM FREQUENCY OF
V1 BY"
```

```
SM 470 PRINT"AMOUNT YOU JUST E
NTERED?"
XX 480 INPUT"{DOWN}TYPE Y OR N
";C$
BE 490 IFC$="N"THENS2=0:GOTO12
0
CM 500 IFC$="Y"THENS2=1
JB 510 GOTO120
JP 520 REM SET UP WAVEFORM TYP
E
GG 530 PRINT"{CLR}{2 DOWN}ENTE
R THE FIRST LETTER OF T
HE":PRINT"TYPE OF WAVEF
ORM YOU WANT:
PP 540 PRINT"[DOWN]TRIANGLE, S
AWTOOTH, PULSE, NOISE."
MX 550 PRINT"[DOWN]WAVEFORM IS
NOW SET TO ";W2$
SE 560 INPUT"[DOWN]";W$
BF 570 IFW$="T"THENW1=17:W2$="
TRIANGLE"
SM 580 IFW$="S"THENW1=33:W2$="
SAWTOOTH"
RH 590 IFW$="P"THENW1=65:W2$="
PULSE"
XC 600 IFW$="N"THENW1=129:W2$=
"NOISE"
KD 610 IFW1=65GOTO340
HJ 620 GOTO120
FH 630 PRINT"{CLR}{2 DOWN}IF Y
OU SELECT RING MODULATI
ON THEN"
HA 640 PRINT"WAVEFORM WILL BE
{SPACE}SET TO TRIANGLE
AQ 650 INPUT"[2 DOWN]DO YOU WA
NT RING MOD? TYPE Y OR
{SPACE}N";R$
FB 660 IFR$="N"THENW1=W1AND113
:S2=0:GOTO120
QQ 670 IFR$="Y"THENW1=21:W2$="
TRIANGLE":GOTO690
BB 680 GOTO630
KD 690 PRINT"[DOWN]FREQUENCY O
F V3(VOICE 3) IS NOW SE
T AT ";V4
SS 700 INPUT"{DOWN}SET FREQUEN
CY OF V3 ";V4:V3=INT(V4
*16.4)
XG 710 V4%=V3/256:V5%=V3-(256*
V4%)
FE 720 PRINT"[2 DOWN]DO YOU WA
NT FREQ. OF V3 TO"
RA 730 PRINT"TO BE OFFSET FROM
V1 BY"
QE 740 PRINT"AMOUNT YOU JUST E
NTERED"
CC 750 INPUT"[2 DOWN]TYPE Y OR
N ";O$
BB 760 IF O$="N"THEN S2=0:GOTO
120
KQ 770 IF O$="Y"THEN S2=1
FC 780 GOTO120
SR 790 PRINT"{CLR}{2 DOWN}LOUD
NESS IS NOW SET AT";L1A
ND15
RE 800 INPUT"{2 DOWN}SET LOUDN
ESS BETWEEN 0 & 15";L2
PE 810 L1=L1AND240:L1=L2+L1:GO
TO120
DS 820 PRINT"{CLR}{2 DOWN}ENTE
R FIRST LETTER OF TYPE"
:PRINT"OF FILTERING YOU
WANT:
GJ 830 PRINT"[DOWN]LOWPASS, BA
NDPASS, HIGHPASS,
XG 840 PRINT"OR NOTCH FILTER
{DOWN}"
DC 850 PRINTF1$;" FILTERING IS
BEING USED NOW.
FG 860 INPUT"[DOWN]TO TURN FIL
TERING OFF ENTER 0";F$
```



```

HS 870 IFF$="0"THENL1=L1AND15:
R2=0:F1$="NO":R6=0
QB 880 IFF$="N"THENL1=L2+80:R2
=1:F1$="NOTCH"
PJ 890 IFF$="L"THEN L1=L2+16:R
2=1:F1$="LOWPASS"
CG 900 IFF$="B"THEN L1=L2+32:R
2=1:F1$="BANDPASS"
BC 910 IFF$="H"THEN L1=L2+64:R
2=1:F1$="HIGHPASS"
QR 920 PRINT"{CLR}{2 DOWN}CUTO
FF FREQUENCY IS NOW SET
AT";F
MB 930 PRINT"{2 DOWN}INPUT CUT
OFF FREQUENCY
AB 940 INPUT"BETWEEN 0 & 2047
{SPACE}CYCLES";F
AG 950 F1$=F/8:F2$=F-(8*F1$):F
$="?"
HE 960 PRINT"{2 DOWN}DO YOU WA
NT TO SET RESONANCE
FF 970 INPUT"TYPE Y OR N";R$
BH 980 IFR$="Y"GOTO1000
FJ 990 R6=1:R5=0:GOTO120
CH 1000 PRINT"{DOWN}RESONANCE
{SPACE}IS NOW SET AT";
R5
KC 1010 PRINT"{2 DOWN}SET RESO
NANCE BETWEEN 0 & 15
KG 1020 INPUTR5:R6=R5*16+1:GOT
O120
PR 1030 CLR:F1$="NO":GOTO120
ER 1040 REM PRINT LIST OF SOUN
D EFFECTS
JG 1050 PRINT"{CLR}{DOWN}WAVEF
ORM TYPE IS ";W2$
SX 1060 IF W2$="PULSE"THEN PRI
NT"PULSEWIDTH IS ";P1
JC 1070 PRINT"{DOWN}ATTACK IS
{SPACE}";(A1-D1)/16;"
{2 SPACES}DECAY IS ";D
1
KE 1080 PRINT"{DOWN}SUSTAIN IS
";(S1-R1)/16;" RELEAS
E IS ";R1
QP 1090 PRINT"{DOWN}LOUDNESS I
S SET TO ";L1AND15
AA 1100 IFR2=0GOTO1140
HP 1110 PRINT"{DOWN}"F1$" FILT
ER BEING USED WITH
EM 1120 PRINT "CUTOFF FREQUENC
Y OF ";F
JJ 1130 PRINT"{DOWN}RESONANCE
{SPACE}IS ";R5
MF 1140 IFW1AND2THENPRINT"
{DOWN}SYNCHRONIZING IS
ON":GOTO1170
CS 1150 IFW1AND4THENPRINT"
{DOWN}RING MODULATION
{SPACE}IS ON":GOTO1170
CQ 1160 GOTO1190
BH 1170 PRINT"POKE54286 WITH";
V5$;"& POKE54287 WITH"
;V4$;
PP 1180 PRINT"{4 SPACES}TO SET
V3 FREQ TO";V4;"HZ
JK 1190 IFS2=1THENPRINT"FREQUE
NCY OFFSET IS BEING US
ED.
KH 1200 IFS2=1THENPRINT"SEE PR
OGRAM LINES 1640-1660
GS 1210 INPUT"{DOWN}PRESS RETU
RN TO CONTINUE";R8
EE 1220 PRINT"{CLR}{DOWN}VOICE
1{3 RIGHT}VOICE 2
{3 RIGHT}VOICE 3
{3 RIGHT}VALUE TO
{DOWN}"
JQ 1230 PRINT"REGISTER
{2 RIGHT}REGISTER
{2 RIGHT}REGISTER

```

```

{2 RIGHT}BE POKED
{DOWN}"
SC 1240 S(0)=P3$:S(1)=P2$:S(2)
=WL:S(3)=A1:S(4)=S1
BQ 1250 FORS=0TO4
KH 1260 PRINT 54274+S,54281+S,
54288+S,S(S):NEXT
DQ 1270 PRINT"{2 DOWN}FILTERIN
G & LOUDNESS"
EK 1280 PRINT 54293;TAB(30);F2
$
MK 1290 PRINT 54294;TAB(30);F1
$
QS 1300 PRINT 54296;TAB(30);L1
EP 1310 PRINT"{DOWN}RESONANCE
{SPACE}& VOICE TO BE F
ILTERED
HH 1320 PRINT"54295";TAB(30);
{SPACE}R6AND240
KD 1330 PRINT"ADD 1 TO 54295 F
OR FILTERING VOICE 1
DG 1340 PRINT"ADD 2 TO 54295 F
OR FILTERING VOICE 2
MR 1350 PRINT"ADD 4 TO 54295 F
OR FILTERING VOICE 3
SA 1360 IN UT"PRESS RETURN TO
{SPACE}CONTINUE ";R8:G
OTO120
SK 1370 RE=54272:RESTORE
GB 1380 FORR=54272 TO 54296: P
OKER,0: NEXT
SD 1390 REM ENTER SOUND EFFECT
S INTO SID
BD 1400 POKERE+2,P3$:POKERE+3,
P2$
BB 1410 POKERE+5,A1:POKERE+6,S
1:POKERE+14,V5$
JF 1420 POKERE+15,V4$:POKERE+2
1,F2$:POKERE+22,F1$
KQ 1430 POKERE+23,R2:POKERE+24
,L1
CG 1440 READN,D:IFN=0THENPOKER
E+24,0:GOTO120:REM PLA
Y MUSIC
DP 1450 H=INT(N/256):L=N-(256*
H):DUR=1600/D
AA 1460 POKERE+1,H:POKERE,L:PO
KERE+4,W1
FC 1470 IF S2=1 GOTO1630
EM 1480 FOR T=1TODUR:NEXT
DR 1490 IFW1<1GOTO1510
JB 1500 POKERE+4,W1-1
SQ 1510 FOR T=1TO20:NEXT:GOTO14
40
JE 1520 DATA10814,8,11457,8
DF 1530 DATA12860,4,12860,16,1
4435,8,17167,8,10814,4
,11457,8,10814,8
RQ 1540 DATA9634,4,9634,16,114
57,8,8101,8,8583,4
DM 1550 DATA10814,8,11457,8
MG 1560 DATA12860,4,12860,16,1
4435,8,17167,8,10814,4
,11457,8,10814,8
GS 1570 DATA9634,4,9634,16,114
57,8,8101,8,8583,4
KB 1580 DATA12860,4,17167,16
QR 1590 DATA21269,4,21269,16,2
1269,8,19269,8,17167,4
,12860,8,12860,8
HR 1600 DATA14435,4,17167,16,1
7167,8,14435,8,12860,4
,10814,4
GH 1610 DATA10814,4,10814,16,1
0814,8,9634,8,10814,4,
12860,8,10814,8
SC 1620 DATA9634,4,9634,16,114
57,8,8101,8,8583,4,0,0
MM 1630 REM DEVELOP OFFSET FRE
QUENCY
KM 1640 F1=H*256+L:F1=F1-V3:IF

```

```

F1<0THENF1=0
RA 1650 V4$=F1/256: V5$=F1-(25
6*V4$)
QQ 1660 POKERE+14,V5$:POKERE+1
5,V4$:GOTO1480
QK 1670 END

```

To receive additional information from advertisers in this issue, use the handy reader service cards in the back of the magazine.



ISOBAR...cleans up your line power! The most complete computer protection available

More features to prevent errors, false printout, disc skips! Only ISOBAR has 3-way spike protection, noise suppression for RFI PLUS isolated filter banks! Individual filter banks isolate each load from other loads minimizing data errors of any kind. MOV surge suppressors arrest both common mode and differential mode surges. L/C filter network rejects radio frequency noise at any amplitude. Toroidal coils!

Model IBAR 2-6 (2 outlets, 6 ft. cord) Only \$79.95	Model IBAR 4-6 (4 outlets, 6 ft. cord) Only \$79.95
Model IBAR 8-15 (8 outlets, 15 ft. cord) Only \$109.50	

Order toll free 1-800-662-5021
IN ILLINOIS, CALL 1-312-648-2191 OR MAIL COUPON
INDUS-TOOL, 730 W. Lake Street
Dept. CI, Chicago, IL 60606

Enclosed is \$ _____ or charge on
☐ MasterCard or ☐ Visa Expires _____
Card no. _____
Send model # _____
Name _____
Company _____
Address _____
City _____ State _____ Zip _____